

## **APPENDIX B**

**Data for Existing Waste Stream Review: 2005 – 2008**

## SOLID WASTE DISPOSAL FEES AND INFORMATION

Click [here](#) to download Henderson County's Solid Waste Disposal Guideline Brochure.

All construction and demolition material must be weighed. All permitted solid waste companies with charge accounts, and contractor's vehicles must be weighed.

### Transportation

All solid waste and recyclables being transported shall be encased by a tarpaulin, camper cover, metal cover, rigid cover, plastic or suitable material secured to prevent leakage or blowing of materials from the vehicle. This includes adequate coverage for bagged garbage. Please bag all solid waste. Loose waste results in more litter both on site and the surrounding areas.

Bulky waste consisting of large items such as large appliances, furniture, large auto parts, trees and other oversized waste must be secured on vehicle with rope or tie-down cords.

**TIPPING FEE- \$52 00 PER TON** (Vehicles with dual axle must be weighed )  
Effective July 1st, 2008

### Flat Fees:

Cars, Passenger Vans, Station Wagons	\$5.00
Cargo Vans & Pick-ups (5 Bags or less)	\$5.00
Cargo Vans ( more than 5 Bags or Loose Trash)	\$15.00
Cargo Vans With Single Axle Trailers ( \$15. if no material in vehicle)	\$25.00
Cars, Passenger Vans, Station Wagons with Single Axle( \$15. if no material in vehicle)	\$20.00
Pick-ups Without Sideboards (More than 5Bags or Loose Trash )	\$15.00
Pick-ups With Sideboards (More than 5 Bags Or Loose Trash)	\$20.00
Pick-ups With Single Axle Trailers (\$15. if no material in vehicle)	\$30.00

### Special Item Disposal

#### Automobile Batteries

Any retailer that sells batteries will take used batteries in as trade towards a new purchase.

If you are not purchasing a new battery, you may take your used automobile battery to any auto parts store.

Henderson County is now also accepting batteries. They can be taken to the Recycling Center next to the used oil tank.

### **Pesticides**

There is an annual pesticide collection day conducted by the Henderson County Cooperative Extension. For more information, call 697-4891.

### **Tank Disposal**

55-gallon drums: Several (8 or more) holes must be made in both ends to insure emptiness. Drums may then be disposed of in the transfer station at regular fees.

### **Propane Tanks**

Completely empty; with valve REMOVED, may be disposed of at regular fees.

### **Kerosene and Heating Oil Tanks**

Tanks up to 275-gallon capacity need both ends cut off and center section flattened. Tanks over 275-gallon capacity should be cut into sections no larger than 4 feet by 8 feet and placed into transfer station at regular fees.

### **Oxygen and Acetylene Tanks**

Must have valve removed. Dispose in transfer station at regular fees.

### **Automobile Gas Tanks**

Several holes should be punctured to insure emptiness. Dispose of in transfer station at regular fees.

WARNING: Cutting any tank or barrel could be extremely dangerous and should be done by professionals only.

### **Bagged Leaves**

If leaves are contained in bags, please empty in wood waste area and discard bags in nearby dumpsters or take bags with you. DO NOT LEAVE BAGS IN WOOD WASTE AREA!

### **Tires**

Tires must be removed from rims and be free of water and mud. Tires are to be placed in designated tire trailer located in the recycling center. There is a limit of 5 tires per year for free disposal.

### **Water Heaters**

Empty and dispose of in scrap metal area at no charge.

### **Used Motor Oil and Anti-freeze**

Dispose of in labeled barrel located in the recycling center. Containers must be placed in garbage bins.

Household Disposal Only—No Commercial or Fleet Disposal.

**White Goods/Metals**


Refrigerators, ranges, water heaters, freezers and other similar domestic/commercial large appliances and other metal materials are disposed of in the metal area. NO MATTRESS SPRINGS OR MICROWAVES ALLOWED. DOORS MUST BE REMOVED FROM REFRIGERATORS AND FREEZERS. ALL FOOD MUST BE REMOVED. NO ELECTRONICS IN THIS AREA.




Henderson County SWMP

TRAFFIC COUNTS AND TONNAGE


Classification	2005												Yearly Total 2005	Monthly Average 2005	Monthly Average 2005	Monthly Average % waste / Avg Tons / % Traffic / Avg Veh		
	Jan 05	Feb 05	Mar 05	Apr 05	May 05	June 05	July 05	Aug 05	Sept 05	Oct 05	Nov 05	Dec 05						
\$5 Flat Fee / Yd Waste # Loads																		
\$15 Flat Fee / Yd Waste # Loads																		
\$20 Flat Fee / Yd Waste # Loads																		
\$30 Flat Fee / Yd Waste # Loads																		
Yard Trash	86.97	66.30	103.05	145.76	142.27	115.10	107.00	97.54	101.23	77.01	238.58	1,373.03	114.42	404				
Wood Waste	4.89	3.43	10.91	1.55	5.42	8.76	37.33	33.76	33.66	29.98	18.61	234.29	19.52	20				
Car / Truck	1,252	1,250	1,360	1,450	1,508	1,605	1,592	1,376	1,427	1,313	1,564	17,210.00	1,434	415				
Trucks	381	392	458	459	466	480	421	359	385	320	398	4,979	415	1,849				
\$5 Flat Fee / MSW # Loads																		
\$15 Flat Fee / MSW # Loads																		
\$20 Flat Fee / MSW # Loads																		
\$25 Flat Fee / MSW # Loads																		
\$30 Flat Fee / MSW # Loads																		
Municipal	4,886.58	5,334.68	5,991.10	5,532.96	5,642.83	6,778.01	6,949.86	7,123.95	5,455.05	5,466.93	5,488.81	5,414.52	70,065.28	5,838.77	4,392			
D.O.T	7.76	9.16	13.53	11.21	8.57	4.74	8.53	4.12	6.88	4.47	5.53	21.47	105.97	8.83	14			
Roadside	0.98	0.98					1.08	1.84			1.91	14.18	19.99	1.67	1			
Demolition	1,148.60	745.83	696.49	1,130.42	1,219.25	719.22	367.08	904.53	1,282.45	1,210.65	735.45	215.50	10,375.47	864.62	651			
Palmetto / Haul Out	5,059.03	5,040.00	5,990.53	5,798.27	5,488.48	7,168.97	6,688.64	7,419.29	5,580.40	5,402.13	5,573.82	5,568.39	70,777.95	5,898.16	289			
Storm																		
HB/HV C&D																		
HB/HV MSW																		
HB/HV WOOD																		
White Goods IN	2.78	0.89	3.48	2.22	1.72	1.83	4.68	3.16	1.61	1.99	11.61	0.49	36.46	3.04	8			
Adopt-A-Highway	0.03	0.03																
RIVER			0.06		0.15	0.50		1.59										
MSW / RECYCL			1		1	1		6										
Free Bricks	1.80	2	0.45	1		0.58	2.15	1.07	4.72	2.04	2.04	15.63	1.30	1				
Solid N/C																		
Health Department																		
App. Waived																		
Recycle																		
Tires FEE																		
TOTAL WASTE WEIGHED ACROSS SCALES - INBOUND	6,137.58	6,163.10	6,818.81	6,824.57	7,020.21	7,628.74	7,470.51	8,182.24	6,883.85	6,823.34	6,352.34	6,059.22	82,364.51	6,863.71	7,375			



Classification	2006												Yearly Total 2006	Monthly Average 2006	Monthly Average % Traffic / Avg Veh		
	Jan 06	Feb 06	Mar 06	Apr 06	May 06	June 06	July 06	Aug 06	Sept 06	Oct 06	Nov 06	Dec 06					
\$5 Flat Fee / Yd Waste																	
# Loads	93	133	257	280	243	216	191	170	202	139	58	53	108	168			
\$15 Flat Fee / Yd Waste																	
# Loads	1	2	1	2	6	3	2	1	1	3	2	2	23	2			
\$20 Flat Fee / Yd Waste																	
# Loads	2	1	11	6	4	3	13	1	3	5	3	2	54	5			
\$30 Flat Fee / Yd Waste																	
# Loads													2,200	183			
Yard Trash																	
tons	162.15	119.49	91.42	77.26	68.07	66.39	51.65	57.08	42.88	36.51	28.69	52.31	853.90	71.16			
# Loads	391	196	200	153	153	137	104	125	101	86	69	73	1,788	149			
Wood Waste																	
tons	27.00	19.67	20.74	6.28	10.79	20.07	9.63	13.10	3.48	10.22	14.81	2.89	158.68	13.22			
# Loads	20	12	21	9	12	12	10	13	7	9	13	4	142	12			
Car / Truck																	
# Loads	957	6	1			1						1	966	81			
Trucks																	
# Loads	306	5	2				1						315	26			
\$5 Flat Fee / MSW																	
# Loads	426	1,350	1,715	1,710	1,755	1,823	1,895	1,899	1,794	1,599	1,584	1,758	19,308	1,609			
\$15 Flat Fee / MSW																	
# Loads	554	1,409	1,818	1,982	1,825	2,097	2,218	1,970	1,827	1,631	1,498	1,611	20,440	1,703			
\$20 Flat Fee / MSW																	
# Loads	12	14	29	18	17	19	12	7	10	13	8	9	168	14			
\$25 Flat Fee / MSW																	
# Loads	3	10	22	19	11	30	33	32	14	17	10	20	221	18			
\$30 Flat Fee / MSW																	
# Loads													40,143	3,345			
Municipal																	
tons	5,456.36	4,337.24	5,037.74	4,822.66	5,684.33	5,865.11	5,616.01	6,055.94	5,864.32	6,217.16	5,818.41	5,098.73	65,874.01	5,489.50			
# Loads	3,325	1,908	2,395	2,365	2,421	2,463	2,230	2,346	2,296	2,502	2,372	2,133	28,756	2,396			
D.O.T																	
tons	6.84	3.59	6.00	11.04	6.78	4.17	3.35	18.57	11.19	10.00	10.82	6.93	99.28	8.27			
# Loads	13	11	11	13	13	11	6	22	14	13	15	9	151	13			
Roadside																	
tons	2.80		0.62	0.12									5.34	0.45			
# Loads	3		1	1							2	1	8	1			
Demolition																	
tons	665.32	1,140.39	1,476.55	882.00	1,348.56	1,373.95	1,243.74	1,611.37	1,367.50	1,399.84	995.16	1,667.72	15,172.10	1,264.34			
# Loads	547	880	1,267	967	1,248	1,181	1,153	1,350	1,109	1,070	827	1,026	12,625	1,052			
Palmetto / Haul Out																	
tons	5,621.08	4,889.90	5,518.74	5,052.56	5,429.72	6,367.12	6,008.42	6,590.91	6,223.44	6,409.79	6,149.76	5,670.76	69,932.20	5,827.68			
# Loads	282	256	295	255	280	301	281	320	312	329	309	294	3,514	293			
Storm																	
tons	352.52												352.52	29.38			
# Loads	1,108												1,108	92			
HB/HV C&D																	
tons																	
# Loads																	
HB/HV MSW																	
tons																	
# Loads																	
HB/HV WOOD																	
tons																	
# Loads																	
White Goods IN																	
tons	2.06																
# Loads	2																
Adopt-A-Highway																	
tons																	
# Loads																	
RIVER																	
tons																	
# Loads																	
MSW / RECYCL																	
tons																	
# Loads																	
Free Bricks																	
tons	0.28	6.42	1.10	4.31													
# Loads	1	3	1	1													
Solid N/C																	
tons	0.09																
# Loads	1																
Health Department																	
tons																	
# Loads																	
App. Waived																	
tons																	
# Loads																	
Recycle																	
tons																	
# Loads																	
Tires FEE																	
tons																	
# Loads																	
TOTAL WASTE WEIGHED																	
tons	6,675.42	5,626.80	6,634.17	5,803.89	7,124.37	7,332.36	6,924.97	7,758.93	7,297.89	7,701.98	6,872.12	6,831.06	82,583.96	6,882.00			
ACROSS SCALES -																	
INBOUND																	
# Loads	7,765	5,949	7,762	7,523	7,733	8,014	7,882	7,950	7,390	7,108	6,470	6,709	88,255	7,355			





Classification	2007												Yearly Total 2007	Monthly Average 2007	Monthly Average 2007	Monthly Average 2007	
	Jan 07	Feb 07	Mar 07	Apr 07	May 07	June 07	July 07	Aug 07	Sept 07	Oct 07	Nov 07	Dec 07					
\$5 Flat Fee / Yd Waste # Loads	5	3	11	9	3	9	6	12	9	6	7	3	83	7			
\$15 Flat Fee / Yd Waste # Loads	32	59	186	154	138	214	162	188	113	107	101	60	1,514	126			
\$20 Flat Fee / Yd Waste # Loads			1	1		1							2	0			
\$30 Flat Fee / Yd Waste # Loads			2	1	3	7	3	4	6	2	3	2	33	3			
											Total Veh =		1,632	136			
Yard Trash																	
tons	37.00	35.56	68.54	89.76	90.65	67.82	61.67	77.22	49.71	60.11	78.43	118.86	835.33	69.61			
# Loads	94	58	131	158	134	169	145	148	109	113	123	204	1,586	132			
Wood Waste																	
tons	6.54	26.18	7.74	8.91	11.05	20.33	21.98	4.54	6.47	14.93	14.22	1.93	144.82	12.07			
# Loads	5	17	8	15	18	18	20	7	9	16	8	5	146	12			
Car / Truck																	
# Loads						2	1	1	2				1	0			
Trucks													5	0			
													6	1			
\$5 Flat Fee / MSW # Loads	1,590	1,404	1,702	1,605	1,756	1,924	1,787	1,891	1,654	1,579	1,542	1,664	20,098	1,675			
\$15 Flat Fee / MSW # Loads	1,685	1,498	2,230	1,826	2,031	2,081	2,148	1,942	1,899	1,662	1,609	1,589	22,200	1,850			
\$20 Flat Fee / MSW # Loads	10	9	9	3	5	15	11	10	14	19	10	8	123	10			
\$25 Flat Fee / MSW # Loads					1			1					2	0			
\$30 Flat Fee / MSW # Loads	8	12	25	21	14	20	16	23	26	17	19	17	218	18			
											Total Veh =		42,641	3,553			
Municipal																	
tons	5,927.54	4,360.33	5,291.51	5,224.62	6,013.19	5,929.15	6,240.84	6,040.97	5,328.45	6,104.63	5,213.14	5,450.77	67,125.14	5,593.76			
# Loads	2,796	2,004	2,394	2,223	2,657	2,788	2,698	2,483	2,317	2,702	2,170	2,260	29,492	2,458			
D.O.T																	
tons	8.56	5.36	9.77	8.46	3.40	5.27	6.64	7.62	8.33	6.06	6.18	3.64	79.29	6.61			
# Loads	13	11	22	16	14	12	13	15	16	10	12	9	163	14			
Roadside																	
tons	0.75		1.11		1.29	0.47	0.22	0.19	2.67	0.68	1.04	1.65	10.07	0.84			
# Loads	1		1		4	1	1	1	3	1	4	3	20	2			
Demolition																	
tons	754.41	1,374.07	2,348.14	3,364.76	2,970.53	2,248.09	2,125.13	2,152.72	1,880.19	2,381.76	2,204.14	1,481.85	25,285.79	2,107.15			
# Loads	469	1,046	1,584	1,746	2,008	1,436	1,414	1,585	1,273	1,319	1,457	1,118	16,455	1,371			
Palmetto / Haul Out																	
tons	6,601.87	4,808.36	5,763.66	5,567.55	6,363.82	6,548.87	6,331.38	6,657.76	5,620.23	6,452.88	5,701.41	5,602.87	72,020.66	6,001.72			
# Loads	328	240	284	271	312	316	309	325	282	322	292	282	3,563	297			
Storm																	
tons																	
# Loads																	
HB/HV C&D																	
tons	2.98	0.20	0.88	4.87	3.09	6.07	1.69	9.50	16.76	2.31	1.10		49.45	4.12			
# Loads	4	2	2	7	2	3	2	5	6	2	3		38	3			
HB/HV MSW																	
tons									6.05				6.05	0.50			
# Loads									1				1	0			
HB/HV WOOD																	
tons																	
# Loads																	
White Goods IN																	
tons									1.19				1.19	0.10			
# Loads									1				1	0			
Adopt-A-Highway																	
tons																	
# Loads																	
RIVER																	
tons								0.03	1.59				1.62	0.14			
# Loads								1	3				4	0			
MSW / RECYCL																	
tons					0.16		0.96						1.12	0.09			
# Loads					1		1						2	0			
Free Bricks																	
tons																	
# Loads																	
Solid N/C																	
tons																	
# Loads																	
Health Department																	
tons																	
# Loads																	
App. Waived																	
tons																	
# Loads																	
Recycle																	
tons																	
# Loads																	
Tires FEE																	
tons																	
# Loads																	
TOTAL WASTE WEIGHED																	
tons	6,737.78	5,805.99	7,727.69	8,701.38	9,093.36	8,277.20	8,459.13	8,292.79	7,301.41	8,570.48	7,518.25	7,058.70	93,544.16	7,795.35			
ACROSS SCALES - INBOUND																	
# Loads	6,712	6,125	8,307	7,785	8,789	8,700	8,428	8,317	7,461	7,555	7,068	6,942	92,189	7,682			






Classification	2008												Yearly Total 2008	Monthly Average 2008	Monthly % Traffic / Avg Veh
	Jan 08	Feb 08	Mar 08	Apr 08	May 08	June 08	July 08	Aug 08	Sept 08	Oct 08	Nov 08	Dec 08			
\$5 Flat Fee / Yd Waste	2	1	8	13	18	12	8	7	5				74	7	
\$15 Flat Fee / Yd Waste	12	70	130	154	242	169	190	104	100	100			1,271	127	
\$20 Flat Fee / Yd Waste	1	1	5	5	2	1	1	3	1	3			14	1	
\$30 Flat Fee / Yd Waste	5	4	5	7	4	6	2	3	2	1			39	4	
													1,398	140	
Yard Trash	49.90	68.69	69.94	86.37	105.84	53.76	91.36	66.18	51.18	41.49			684.71	68.47	
Wood Waste	83	118	122	135	159	136	153	158	138	134			1,336	134	
	5.48	0.31	0.93	0.57		3.53	0.20	0.07	9.64	7.62			28.35	2.84	
	4	1	1	1		5	1	1	22	19			55	6	
Car / Truck													0	0	
Trucks													1	0	
													1	0	
\$5 Flat Fee / MSW	1,506	1,328	1,515	1,568	1,770	1,649	1,698	1,738	1,402	1,493			15,667	1,567	
\$15 Flat Fee / MSW	1,393	1,552	1,724	1,838	1,905	1,767	1,634	1,672	1,329	1,273			16,087	1,609	
\$20 Flat Fee / MSW	11	11	12	21	22	24	10	12	8	12			143	14	
\$25 Flat Fee / MSW						1			1				2	0	
\$30 Flat Fee / MSW	26	14	29	12	19	23	19	15	10	12			179	18	
													32,078	3,208	
Municipal	5,446.62	5,235.91	4,964.58	5,032.44	5,085.77	5,025.87	5,027.25	5,067.80	4,570.71	4,725.68			59,122.52	4,926.88	
	2,329	2,265	2,180	2,141	2,060	2,062	2,103	2,072	1,853	1,861			20,926	2,093	
D.O.T	6.12	3.63	5.25	8.91	3.71	3.95	3.73	11.78	10.14	6.84			64.06	6.41	
Roadside													100	10	
													18.79	1.88	
													30	3	
Demolition	1,319.01	1,279.22	1,617.19	2,663.45	2,194.70	2,023.54	1,914.22	1,894.84	2,301.58	2,242.61			22,150.55	1,845.88	
	878	937	1,348	1,589	1,721	1,712	1,863	1,767	1,714	1,677			15,206	1,521	
Palmetto / Haul Out	6,055.45	5,535.23	5,388.06	5,515.25	5,493.95	5,324.38	7,301.20	7,264.18	7,074.44	7,354.95			74,180.08	6,181.67	
	300	281	276	282	276	269	373	362	351	368			3,738	312	
Storm															
HB/HV C&D															
HB/HV MSW															
HB/HV WOOD															
White Goods IN															
Adopt-A-Highway															
RIVER															
MSW / RECYCL															
Free Bricks															
Solid N/C															
Health Department															
App. Waived															
Recycle															
Tires FEE															
TOTAL WASTE WEIGHED															
ACROSS SCALES -	6,827.13	6,595.53	6,659.85	7,794.30	7,400.50	7,148.68	7,208.58	7,055.44	7,073.07	7,172.80			82,575.96	6,903.04	
INBOUND	6,259	6,313	7,091	7,505	7,955	7,608	7,768	7,599	6,661	6,685			71,444	7,144	





DATEIN By Year	RATECODE	Tons	# tickets	Price
2005		0.46	4	
2005	DEMOLITION	0.93	1	
2005	ADOPT HWY	0.03	1	free
2005	CAR/TRUCK	0.00	17205	
2005	CONTNR/RCY	479.81	63	
2005	D. O. T.	104.63	168	
2005	D.O.T.	1.34	1	
2005	DEMOLITION	10,375.47	7815	
2005	FREEBRICKS	15.63	16	
2005	MSW/RECYL	0.19	1	
2005	MUNICIPAL	70,065.27	52698	
2005	OIL	38.95	25	
2005	PALMETTO	70,777.95	3468	
2005	PAPER/RCYL	1,182.51	75	
2005	RIVER	2.30	9	
2005	ROADSIDE	19.99	7	
2005	STORM	135.87	413	
2005	TIRE	1,462.65	120	
2005	TRUCKS	0.00	4979	
2005	WHGDS IN	36.46	92	
2005	WHITE GOOD	2,008.77	121	
2005	WOODWASTE	234.29	241	
2005	YARD TRASH	1,373.03	4849	
2006	\$5.F FEE/M	124.95	19308	
2006	\$5.F FEE/Y	0.00	108	
2006	15 F FEE/M	157.35	20440	
2006	15 F FEE/Y	12.75	2015	
2006	20 F FEE/M	0.00	168	
2006	20 F FEE/Y	0.00	23	
2006	25 F FEE/M	0.00	6	
2006	30 F FEE/M	0.00	221	
2006	30 F FEE/Y	0.00	54	
2006	CAR/TRUCK	0.00	966	
2006	CONTNR/RCY	717.92	67	
2006	D. O. T.	99.28	151	\$52.00
2006	DEMOLITION	15,172.10	12625	\$52.00
2006	FREEBRICKS	12.11	6	\$0.00
2006	HB/H'V C&D	29.48	17	\$0.00
2006	HB/H'V MSW	2.76	5	\$0.00
2006	HB/H'V WOOD	0.50	1	\$0.00
2006	HEALTH DEP	0.22	1	\$0.00
2006	MSW/RECYL	16.39	16	
2006	MUNICIPAL	65,874.01	28756	\$52.00
2006	OIL	43.07	26	\$0.00
2006	PALMETTO	69,932.20	3514	Outbound
2006	PAPER/RCYL	1,149.01	79	Outbound





Quarter	Year	RATECODE	TONS
Q1	2005	ADOPT HWY	0.03
Q1	2005	CAR/TRUCK	0.00
Q1	2005	CONTNR/RCY	123.94
Q1	2005	D. O. T.	29.11
Q1	2005	D.O.T.	1.34
Q1	2005	DEMOLITION	2,590.92
Q1	2005	FREEBRICKS	1.80
Q1	2005	MSW/RECYL	0.19
Q1	2005	MUNICIPAL	16,212.36
Q1	2005	OIL	7.92
Q1	2005	PALMETTO	16,089.56
Q1	2005	PAPER/RCYL	253.22
Q1	2005	RIVER	0.06
Q1	2005	ROADSIDE	0.98
Q1	2005	TIRE	338.67
Q1	2005	TRUCKS	0.00
Q1	2005	WHGDS IN	7.15
Q1	2005	WHITE GOOD	504.03
Q1	2005	WOODWASTE	19.23
Q1	2005	YARD TRASH	256.32
Q2	2005	CAR/TRUCK	0.00
Q2	2005	CONTNR/RCY	117.48
Q2	2005	D. O. T.	24.52
Q2	2005	DEMOLITION	3,068.89
Q2	2005	FREEBRICKS	1.03
Q2	2005	MUNICIPAL	17,953.80
Q2	2005	OIL	11.57
Q2	2005	PALMETTO	18,455.72
Q2	2005	PAPER/RCYL	316.20
Q2	2005	RIVER	0.65
Q2	2005	TIRE	408.49
Q2	2005	TRUCKS	0.00
Q2	2005	WHGDS IN	5.77
Q2	2005	WHITE GOOD	531.48
Q2	2005	WOODWASTE	15.73
Q2	2005	YARD TRASH	403.13
Q3	2005		0.46
Q3	2005	DEMOLITION	0.93
Q3	2005	CAR/TRUCK	0.00
Q3	2005	CONTNR/RCY	113.47
Q3	2005	D. O. T.	19.53
Q3	2005	DEMOLITION	2,554.06
Q3	2005	FREEBRICKS	7.94
Q3	2005	MUNICIPAL	19,528.86
Q3	2005	OIL	10.17
Q3	2005	PALMETTO	19,688.33

Quarter	Year	RATECODE	TONS
Q3	2005	PAPER/RCYL	286.29
Q3	2005	ROADSIDE	2.92
Q3	2005	TIRE	410.22
Q3	2005	TRUCKS	0.00
Q3	2005	WHGDS IN	9.45
Q3	2005	WHITE GOOD	529.74
Q3	2005	WOODWASTE	117.08
Q3	2005	YARD TRASH	296.76
Q4	2005	CAR/TRUCK	0.00
Q4	2005	CONTNR/RCY	124.92
Q4	2005	D. O. T.	31.47
Q4	2005	DEMOLITION	2,161.60
Q4	2005	FREEBRICKS	4.86
Q4	2005	MUNICIPAL	16,370.26
Q4	2005	OIL	9.29
Q4	2005	PALMETTO	16,544.34
Q4	2005	PAPER/RCYL	326.80
Q4	2005	RIVER	1.59
Q4	2005	ROADSIDE	16.09
Q4	2005	STORM	135.87
Q4	2005	TIRE	305.27
Q4	2005	TRUCKS	0.00
Q4	2005	WHGDS IN	14.09
Q4	2005	WHITE GOOD	443.52
Q4	2005	WOODWASTE	82.25
Q4	2005	YARD TRASH	416.82
Q1	2006	\$5.F FEE/M	124.95
Q1	2006	\$5.F FEE/Y	0.00
Q1	2006	15 F FEE/M	157.35
Q1	2006	15 F FEE/Y	12.75
Q1	2006	20 F FEE/M	0.00
Q1	2006	20 F FEE/Y	0.00
Q1	2006	30 F FEE/M	0.00
Q1	2006	30 F FEE/Y	0.00
Q1	2006	CAR/TRUCK	0.00
Q1	2006	CONTNR/RCY	347.87
Q1	2006	D. O. T.	16.43
Q1	2006	DEMOLITION	3,282.26
Q1	2006	FREEBRICKS	7.80
Q1	2006	MUNICIPAL	14,831.34
Q1	2006	OIL	8.81
Q1	2006	PALMETTO	16,029.72
Q1	2006	PAPER/RCYL	317.98
Q1	2006	ROADSIDE	3.42
Q1	2006	SOLID N/C	0.09
Q1	2006	STORM	352.52

Quarter	Year	RATECODE	TONS
Q1	2006	TIRE	405.76
Q1	2006	TRUCKS	0.00
Q1	2006	WHGDS IN	2.06
Q1	2006	WHITE GOOD	20.19
Q1	2006	WOODWASTE	67.41
Q1	2006	YARD TRASH	373.06
Q2	2006	\$5.F FEE/M	0.00
Q2	2006	\$5.F FEE/Y	0.00
Q2	2006	15 F FEE/M	0.00
Q2	2006	15 F FEE/Y	0.00
Q2	2006	20 F FEE/M	0.00
Q2	2006	20 F FEE/Y	0.00
Q2	2006	25 F FEE/M	0.00
Q2	2006	30 F FEE/M	0.00
Q2	2006	30 F FEE/Y	0.00
Q2	2006	CAR/TRUCK	0.00
Q2	2006	CONTNR/RCY	119.80
Q2	2006	D. O. T.	21.99
Q2	2006	DEMOLITION	3,604.51
Q2	2006	FREEBRICKS	4.31
Q2	2006	HEALTH DEP	0.22
Q2	2006	MSW/RECYL	8.51
Q2	2006	MUNICIPAL	16,372.10
Q2	2006	OIL	14.06
Q2	2006	PALMETTO	16,849.40
Q2	2006	PAPER/RCYL	198.26
Q2	2006	ROADSIDE	0.12
Q2	2006	TIRE	410.54
Q2	2006	WHITE GOOD	509.63
Q2	2006	WOODWASTE	37.14
Q2	2006	YARD TRASH	211.72
Q3	2006	\$5.F FEE/M	0.00
Q3	2006	\$5.F FEE/Y	0.00
Q3	2006	15 F FEE/M	0.00
Q3	2006	15 F FEE/Y	0.00
Q3	2006	20 F FEE/M	0.00
Q3	2006	20 F FEE/Y	0.00
Q3	2006	30 F FEE/M	0.00
Q3	2006	30 F FEE/Y	0.00
Q3	2006	CONTNR/RCY	135.09
Q3	2006	D. O. T.	33.11
Q3	2006	DEMOLITION	4,222.61
Q3	2006	MSW/RECYL	7.88
Q3	2006	MUNICIPAL	17,536.27
Q3	2006	OIL	10.57
Q3	2006	PALMETTO	18,822.77



Quarter	Year	RATECODE	TONS
Q3	2006	PAPER/RCYL	300.50
Q3	2006	RIVER	4.10
Q3	2006	TIRE	421.27
Q3	2006	TRUCKS	0.00
Q3	2006	WHITE GOOD	455.23
Q3	2006	WOODWASTE	26.21
Q3	2006	YARD TRASH	151.61
Q4	2006	\$5.F FEE/M	0.00
Q4	2006	\$5.F FEE/Y	0.00
Q4	2006	15 F FEE/M	0.00
Q4	2006	15 F FEE/Y	0.00
Q4	2006	20 F FEE/M	0.00
Q4	2006	20 F FEE/Y	0.00
Q4	2006	25 F FEE/M	0.00
Q4	2006	30 F FEE/M	0.00
Q4	2006	30 F FEE/Y	0.00
Q4	2006	CAR/TRUCK	0.00
Q4	2006	CONTNR/RCY	115.16
Q4	2006	D. O. T.	27.75
Q4	2006	DEMOLITION	4,062.72
Q4	2006	HB/H'V C&D	29.48
Q4	2006	HB/H'V MSW	2.76
Q4	2006	HB/H'V WOOD	0.50
Q4	2006	MUNICIPAL	17,134.30
Q4	2006	OIL	9.63
Q4	2006	PALMETTO	18,230.31
Q4	2006	PAPER/RCYL	332.27
Q4	2006	RIVER	0.42
Q4	2006	ROADSIDE	1.80
Q4	2006	TIRE	402.49
Q4	2006	TRUCKS	0.00
Q4	2006	WHITE GOOD	328.49
Q4	2006	WOODWASTE	27.92
Q4	2006	YARD TRASH	117.51
Q1	2007	\$5.F FEE/M	0.00
Q1	2007	\$5.F FEE/Y	0.00
Q1	2007	15 F FEE/M	0.00
Q1	2007	15 F FEE/Y	0.00
Q1	2007	20 F FEE/M	0.00
Q1	2007	30 F FEE/M	0.00
Q1	2007	30 F FEE/Y	0.00
Q1	2007	APP.WAIVED	4.29
Q1	2007	CONTNR/RCY	128.35
Q1	2007	D. O. T.	23.69
Q1	2007	DEMOLITION	4,476.62
Q1	2007	HB/H'V C&D	4.06

Quarter	Year	RATECODE	TONS
Q1	2007	MUNICIPAL	15,579.38
Q1	2007	OIL	6.44
Q1	2007	PALMETTO	17,173.89
Q1	2007	PAPER/RCYL	328.59
Q1	2007	ROADSIDE	1.86
Q1	2007	TIRE	396.97
Q1	2007	WHITE GOOD	194.77
Q1	2007	WOODWASTE	40.46
Q1	2007	YARD TRASH	141.10
Q2	2007		0.47
Q2	2007	\$5.F FEE/M	0.00
Q2	2007	\$5.F FEE/Y	0.00
Q2	2007	15 F FEE/M	0.00
Q2	2007	15 F FEE/Y	0.00
Q2	2007	20 F FEE/M	0.00
Q2	2007	20 F FEE/Y	0.00
Q2	2007	25 F FEE/M	0.00
Q2	2007	30 F FEE/M	0.00
Q2	2007	30 F FEE/Y	0.00
Q2	2007	CONTNR/RCY	144.05
Q2	2007	D. O. T.	17.13
Q2	2007	DEMOLITION	8,583.38
Q2	2007	HB/H'V C&D	14.03
Q2	2007	MSW/RECYL	0.16
Q2	2007	MUNICIPAL	17,166.96
Q2	2007	OIL	12.90
Q2	2007	PALMETTO	18,480.24
Q2	2007	PAPER/RCYL	352.53
Q2	2007	ROADSIDE	1.76
Q2	2007	TIRE	436.31
Q2	2007	TRUCKS	0.00
Q2	2007	WHITE GOOD	383.64
Q2	2007	WOODWASTE	40.29
Q2	2007	YARD TRASH	248.23
Q3	2007	\$5.F FEE/M	0.00
Q3	2007	\$5.F FEE/Y	0.00
Q3	2007	15 F FEE/M	0.00
Q3	2007	15 F FEE/Y	0.00
Q3	2007	20 F FEE/M	0.00
Q3	2007	25 F FEE/M	0.00
Q3	2007	30 F FEE/M	0.00
Q3	2007	30 F FEE/Y	0.00
Q3	2007	CAR/TRUCK	0.00
Q3	2007	CONTNR/RCY	124.44
Q3	2007	D. O. T.	22.59
Q3	2007	DEMOLITION	6,158.04

Quarter	Year	RATECODE	TONS
Q3	2007	HB/H'V C&D	27.95
Q3	2007	HB/H'V MSW	6.05
Q3	2007	MSW/RECYL	0.96
Q3	2007	MUNICIPAL	17,610.26
Q3	2007	OIL	10.79
Q3	2007	PALMETTO	18,609.37
Q3	2007	PAPER/RCYL	327.38
Q3	2007	RIVER	1.62
Q3	2007	ROADSIDE	3.08
Q3	2007	TIRE	486.97
Q3	2007	TRUCKS	0.00
Q3	2007	WHGDS IN	1.19
Q3	2007	WHITE GOOD	113.42
Q3	2007	WOODWASTE	32.99
Q3	2007	YARD TRASH	188.60
Q4	2007	\$5.F FEE/M	0.00
Q4	2007	\$5.F FEE/Y	0.00
Q4	2007	15 F FEE/M	0.00
Q4	2007	15 F FEE/Y	0.00
Q4	2007	20 F FEE/M	0.00
Q4	2007	30 F FEE/M	0.00
Q4	2007	30 F FEE/Y	0.00
Q4	2007	CONTNR/RCY	162.64
Q4	2007	D. O. T.	15.88
Q4	2007	DEMOLITION	6,067.75
Q4	2007	HB/H'V C&D	3.41
Q4	2007	MUNICIPAL	16,768.54
Q4	2007	OIL	5.12
Q4	2007	PALMETTO	17,757.16
Q4	2007	PAPER/RCYL	330.30
Q4	2007	ROADSIDE	3.38
Q4	2007	TIRE	443.74
Q4	2007	WHITE GOOD	291.96
Q4	2007	WOODWASTE	31.08
Q4	2007	YARD TRASH	257.40
Q1	2008	\$5.F FEE/M	0.00
Q1	2008	\$5.F FEE/Y	0.00
Q1	2008	15 F FEE/M	0.00
Q1	2008	15 F FEE/Y	0.00
Q1	2008	20 F FEE/M	0.00
Q1	2008	20 F FEE/Y	0.00
Q1	2008	30 F FEE/M	0.00
Q1	2008	30 F FEE/Y	0.00
Q1	2008	C&D FREE	6.53
Q1	2008	CONTNR/RCY	132.61
Q1	2008	D. O. T.	15.00

Quarter	Year	RATECODE	TONS
Q1	2008	DEMOLITION	4,215.42
Q1	2008	HB/H'V C&D	1.54
Q1	2008	MUNICIPAL	15,647.11
Q1	2008	PALMETTO	16,978.74
Q1	2008	PAPER/RCYL	333.41
Q1	2008	ROADSIDE	1.66
Q1	2008	TIRE	399.91
Q1	2008	TRUCKS	0.00
Q1	2008	WHITE GOOD	139.03
Q1	2008	WOODWASTE	6.72
Q1	2008	YARD TRASH	188.53
Q2	2008	\$5.F FEE/M	0.00
Q2	2008	\$5.F FEE/Y	0.00
Q2	2008	15 F FEE/M	0.00
Q2	2008	15 F FEE/Y	0.00
Q2	2008	20 F FEE/M	0.00
Q2	2008	20 F FEE/Y	0.00
Q2	2008	25 F FEE/M	0.00
Q2	2008	30 F FEE/M	0.00
Q2	2008	30 F FEE/Y	0.00
Q2	2008	CONTNR/RCY	179.90
Q2	2008	D. O. T.	16.57
Q2	2008	DEMOLITION	6,881.68
Q2	2008	HB/H'V C&D	7.49
Q2	2008	MSW/RECYL	31.58
Q2	2008	MUNICIPAL	15,144.08
Q2	2008	PALMETTO	16,333.58
Q2	2008	PAPER/RCYL	338.44
Q2	2008	RECYCLE	1.10
Q2	2008	ROADSIDE	10.90
Q2	2008	SOLID N/C	131.57
Q2	2008	TIRE	454.05
Q2	2008	WHITE GOOD	350.33
Q2	2008	WOODWASTE	4.10
Q2	2008	YARD TRASH	245.97
Q3	2008	\$5.F FEE/M	0.00
Q3	2008	\$5.F FEE/Y	0.00
Q3	2008	15 F FEE/M	0.00
Q3	2008	15 F FEE/Y	0.00
Q3	2008	20 F FEE/M	0.00
Q3	2008	20 F FEE/Y	0.00
Q3	2008	25 F FEE/M	0.00
Q3	2008	30 F FEE/M	0.00
Q3	2008	30 F FEE/Y	0.00
Q3	2008	CONTNR/RCY	167.49
Q3	2008	D. O. T.	25.65

Quarter	Year	RATECODE	TONS
Q3	2008	DEMOLITION	6,110.64
Q3	2008	HB/H'V C&D	1.79
Q3	2008	MUNICIPAL	14,665.76
Q3	2008	PALMETTO	21,639.82
Q3	2008	PAPER/RCYL	363.18
Q3	2008	RECYCLE	20.25
Q3	2008	ROADSIDE	6.23
Q3	2008	SOLID N/C	431.87
Q3	2008	TIRE	430.46
Q3	2008	TIRES FEE	12.88
Q3	2008	WHITE GOOD	65.17
Q3	2008	WOODWASTE	0.27
Q3	2008	YARD TRASH	208.72



DATEIN By Month	RATECODE	Sum Of NET_LBS	CountOFTICKETNUM
December 2004	CAR/TRK WT	34.94	7
December 2004	CAR/TRUCK	0.00	949
December 2004	CONTNR/RCY	33.66	4
December 2004	D. O. T.	2.03	5
December 2004	D.O.T.	0.82	1
December 2004	DEMOLITION	569.22	437
December 2004	MUNICIPAL	2,922.49	2201
December 2004	OIL	2.00	2
December 2004	PALMETTO	3,082.98	165
December 2004	PAPER/RCYL	105.28	7
December 2004	ROADSIDE	0.69	2
December 2004	TIRE	70.32	6
December 2004	TRUCK WGHT	31.91	7
December 2004	TRUCKS	0.00	270
December 2004	WHGDS IN	1.15	5
December 2004	WOODWASTE	7.52	17
December 2004	YARD TRASH	33.27	122
January 2005	CAR/TRUCK	0.00	1252
January 2005	CONTNR/RCY	34.26	5
January 2005	D. O. T.	7.76	20
January 2005	DEMOLITION	1,148.60	757
January 2005	MUNICIPAL	4,886.58	3652
January 2005	OIL	2.48	2
January 2005	PALMETTO	5,059.03	247
January 2005	PAPER/RCYL	75.73	6
January 2005	TIRE	136.23	11
January 2005	TRUCKS	0.00	381
January 2005	WHGDS IN	2.78	12
January 2005	WHITE GOOD	150.30	11
January 2005	WOODWASTE	4.89	6
January 2005	YARD TRASH	86.97	262
February 2005	ADOPT HWY	0.03	1
February 2005	CAR/TRUCK	0.00	1250
February 2005	CONTNR/RCY	32.55	4
February 2005	D. O. T.	9.16	22
February 2005	DEMOLITION	745.83	510
February 2005	FREEBRICKS	1.80	2
February 2005	MUNICIPAL	5,334.68	3700
February 2005	OIL	2.46	2
February 2005	PALMETTO	5,040.00	242
February 2005	PAPER/RCYL	95.93	5
February 2005	ROADSIDE	0.98	1
February 2005	TIRE	80.56	7
February 2005	TRUCKS	0.00	392
February 2005	WHGDS IN	0.89	4
February 2005	WHITE GOOD	353.73	23

DATEIN By Month	RATECODE	Sum Of NET_LBS	CountOfTICKETNUM
February 2005	WOODWASTE	3.43	6
February 2005	YARD TRASH	66.30	235
March 2005	CAR/TRUCK	0.00	1360
March 2005	CONTNR/RCY	57.13	6
March 2005	D. O. T.	12.19	22
March 2005	D.O.T.	1.34	1
March 2005	DEMOLITION	696.49	531
March 2005	MSW/RECYL	0.19	1
March 2005	MUNICIPAL	5,991.10	4425
March 2005	OIL	2.98	2
March 2005	PALMETTO	5,990.53	287
March 2005	PAPER/RCYL	81.56	4
March 2005	RIVER	0.06	1
March 2005	TIRE	121.88	10
March 2005	TRUCKS	0.00	458
March 2005	WHGDS IN	3.48	13
March 2005	WOODWASTE	10.91	15
March 2005	YARD TRASH	103.05	375
April 2005	CAR/TRUCK	0.00	1450
April 2005	CONTNR/RCY	38.87	5
April 2005	D. O. T.	11.21	17
April 2005	DEMOLITION	1,130.42	843
April 2005	FREEBRICKS	0.45	1
April 2005	MUNICIPAL	5,532.96	4657
April 2005	OIL	2.94	2
April 2005	PALMETTO	5,798.27	281
April 2005	PAPER/RCYL	116.78	7
April 2005	TIRE	141.03	11
April 2005	TRUCKS	0.00	459
April 2005	WHGDS IN	2.22	10
April 2005	WOODWASTE	1.55	3
April 2005	YARD TRASH	145.76	550
May 2005	CAR/TRUCK	0.00	1508
May 2005	CONTNR/RCY	41.06	6
May 2005	D. O. T.	8.57	14
May 2005	DEMOLITION	1,219.25	963
May 2005	MUNICIPAL	5,642.83	4492
May 2005	OIL	3.60	2
May 2005	PALMETTO	5,488.48	272
May 2005	PAPER/RCYL	116.93	8
May 2005	RIVER	0.15	1
May 2005	TIRE	130.40	10
May 2005	TRUCKS	0.00	466
May 2005	WHGDS IN	1.72	8
May 2005	WHITE GOOD	531.48	30
May 2005	WOODWASTE	5.42	15



DATEIN By Month	RATECODE	Sum Of NET_LBS	CountOfTICKETNUM
May 2005	YARD TRASH	142.27	564
June 2005	CAR/TRUCK	0.00	1605
June 2005	CONTNR/RCY	37.55	5
June 2005	D. O. T.	4.74	9
June 2005	DEMOLITION	719.22	576
June 2005	FREEBRICKS	0.58	1
June 2005	MUNICIPAL	6,778.01	5035
June 2005	OIL	5.03	3
June 2005	PALMETTO	7,168.97	342
June 2005	PAPER/RCYL	82.49	5
June 2005	RIVER	0.50	1
June 2005	TIRE	137.06	11
June 2005	TRUCKS	0.00	480
June 2005	WHGDS IN	1.83	7
June 2005	WOODWASTE	8.76	10
June 2005	YARD TRASH	115.10	428
July 2005	CAR/TRUCK	0.00	1592
July 2005	CONTNR/RCY	39.75	5
July 2005	D. O. T.	8.53	10
July 2005	DEMOLITION	367.08	314
July 2005	FREEBRICKS	2.15	2
July 2005	MUNICIPAL	6,949.86	5253
July 2005	OIL	3.42	2
July 2005	PALMETTO	6,688.64	328
July 2005	PAPER/RCYL	94.57	6
July 2005	TIRE	122.79	10
July 2005	TRUCKS	0.00	460
July 2005	WHGDS IN	4.68	14
July 2005	WHITE GOOD	349.66	19
July 2005	WOODWASTE	45.99	38
July 2005	YARD TRASH	92.22	374
August 2005		0.05	1
August 2005	CAR/TRUCK	0.00	1512
August 2005	CONTNR/RCY	36.16	5
August 2005	D. O. T.	4.12	8
August 2005	DEMOLITION	904.53	673
August 2005	FREEBRICKS	1.07	3
August 2005	MUNICIPAL	7,123.95	5219
August 2005	OIL	3.40	2
August 2005	PALMETTO	7,419.29	343
August 2005	PAPER/RCYL	92.47	6
August 2005	ROADSIDE	1.08	1
August 2005	TIRE	139.01	12
August 2005	TRUCKS	0.00	421
August 2005	WHGDS IN	3.16	10
August 2005	WHITE GOOD	180.08	10

DATEIN By Month	RATECODE	Sum Of NET_LBS	CountOFTICKETNUM
August 2005	WOODWASTE	37.33	40
August 2005	YARD TRASH	107.00	416
September 2005		0.41	3
September 2005	DEMOLITION	0.93	1
September 2005	CAR/TRUCK	0.00	1372
September 2005	CONTNR/RCY	37.56	5
September 2005	D. O. T.	6.88	13
September 2005	DEMOLITION	1,282.45	945
September 2005	FREEBRICKS	4.72	4
September 2005	MUNICIPAL	5,455.05	4244
September 2005	OIL	3.35	2
September 2005	PALMETTO	5,580.40	295
September 2005	PAPER/RCYL	99.25	6
September 2005	ROADSIDE	1.84	2
September 2005	TIRE	148.42	13
September 2005	TRUCKS	0.00	359
September 2005	WHGDS IN	1.61	4
September 2005	WOODWASTE	33.76	33
September 2005	YARD TRASH	97.54	463
October 2005	CAR/TRUCK	0.00	1427
October 2005	CONTNR/RCY	53.89	7
October 2005	D. O. T.	4.47	10
October 2005	DEMOLITION	1,210.65	908
October 2005	FREEBRICKS	2.82	1
October 2005	MUNICIPAL	5,466.93	4222
October 2005	OIL	3.39	2
October 2005	PALMETTO	5,402.13	278
October 2005	PAPER/RCYL	103.62	7
October 2005	RIVER	1.59	6
October 2005	TIRE	96.40	8
October 2005	TRUCKS	0.00	385
October 2005	WHGDS IN	1.99	5
October 2005	WHITE GOOD	250.44	18
October 2005	WOODWASTE	33.66	32
October 2005	YARD TRASH	101.23	410
November 2005	CAR/TRUCK	0.00	1313
November 2005	CONTNR/RCY	34.09	5
November 2005	D. O. T.	5.53	12
November 2005	DEMOLITION	735.45	594
November 2005	FREEBRICKS	2.04	2
November 2005	MUNICIPAL	5,488.81	4015
November 2005	OIL	2.81	1
November 2005	PALMETTO	5,573.82	277
November 2005	PAPER/RCYL	117.84	8
November 2005	ROADSIDE	1.91	2
November 2005	TIRE	120.87	10

DATEIN By Month	RATECODE	Sum Of NET_LBS	CountOfTICKETNUM
November 2005	TRUCKS	0.00	320
November 2005	WHGDS IN	11.61	2
November 2005	WHITE GOOD	104.61	6
November 2005	WOODWASTE	29.98	28
November 2005	YARD TRASH	77.01	256
December 2005	CAR/TRUCK	0.00	1564
December 2005	CONTNR/RCY	36.94	5
December 2005	D. O. T.	21.47	11
December 2005	DEMOLITION	215.50	201
December 2005	MUNICIPAL	5,414.52	3784
December 2005	OIL	3.09	3
December 2005	PALMETTO	5,568.39	276
December 2005	PAPER/RCYL	105.34	7
December 2005	ROADSIDE	14.18	1
December 2005	STORM	135.87	413
December 2005	TIRE	88.00	7
December 2005	TRUCKS	0.00	398
December 2005	WHGDS IN	0.49	3
December 2005	WHITE GOOD	88.47	4
December 2005	WOODWASTE	18.61	15
December 2005	YARD TRASH	238.58	516
January 2006	\$5.F FEE/M	124.95	426
January 2006	15 F FEE/M	157.35	554
January 2006	15 F FEE/Y	12.75	93
January 2006	20 F FEE/M	0.00	12
January 2006	20 F FEE/Y	0.00	1
January 2006	30 F FEE/M	0.00	3
January 2006	30 F FEE/Y	0.00	2
January 2006	CAR/TRUCK	0.00	957
January 2006	CONTNR/RCY	268.55	7
January 2006	D. O. T.	6.84	13
January 2006	DEMOLITION	665.32	547
January 2006	FREEBRICKS	0.28	1
January 2006	MUNICIPAL	5,456.36	3325
January 2006	OIL	3.29	2
January 2006	PALMETTO	5,621.08	282
January 2006	PAPER/RCYL	97.06	7
January 2006	ROADSIDE	2.80	3
January 2006	SOLID N/C	0.09	1
January 2006	STORM	352.52	1108
January 2006	TIRE	193.20	15
January 2006	TRUCKS	0.00	306
January 2006	WHGDS IN	2.06	2
January 2006	WHITE GOOD	20.19	1
January 2006	WOODWASTE	27.00	20
January 2006	YARD TRASH	162.15	391

DATEIN By Month	RATECODE	Sum Of NET_LBS	CountOfTICKETNUM
February 2006	\$5.F FEE/M	0.00	1350
February 2006	\$5.F FEE/Y	0.00	9
February 2006	15 F FEE/M	0.00	1409
February 2006	15 F FEE/Y	0.00	133
February 2006	20 F FEE/M	0.00	14
February 2006	20 F FEE/Y	0.00	2
February 2006	30 F FEE/M	0.00	10
February 2006	30 F FEE/Y	0.00	1
February 2006	CAR/TRUCK	0.00	6
February 2006	CONTNR/RCY	36.53	5
February 2006	D. O. T.	3.59	11
February 2006	DEMOLITION	1,140.39	880
February 2006	FREEBRICKS	6.42	3
February 2006	MUNICIPAL	4,337.24	1908
February 2006	OIL	2.04	2
February 2006	PALMETTO	4,889.90	256
February 2006	PAPER/RCYL	88.22	6
February 2006	TIRE	93.59	8
February 2006	TRUCKS	0.00	5
February 2006	WOODWASTE	19.67	12
February 2006	YARD TRASH	119.49	196
March 2006	\$5.F FEE/M	0.00	1715
March 2006	\$5.F FEE/Y	0.00	10
March 2006	15 F FEE/M	0.00	1818
March 2006	15 F FEE/Y	0.00	257
March 2006	20 F FEE/M	0.00	29
March 2006	20 F FEE/Y	0.00	1
March 2006	30 F FEE/M	0.00	22
March 2006	30 F FEE/Y	0.00	11
March 2006	CAR/TRUCK	0.00	1
March 2006	CONTNR/RCY	42.79	6
March 2006	D. O. T.	6.00	11
March 2006	DEMOLITION	1,476.55	1267
March 2006	FREEBRICKS	1.10	1
March 2006	MUNICIPAL	5,037.74	2395
March 2006	OIL	3.48	2
March 2006	PALMETTO	5,518.74	295
March 2006	PAPER/RCYL	132.70	9
March 2006	ROADSIDE	0.62	1
March 2006	TIRE	118.97	10
March 2006	TRUCKS	0.00	2
March 2006	WOODWASTE	20.74	21
March 2006	YARD TRASH	91.42	200
April 2006	\$5.F FEE/M	0.00	1710
April 2006	\$5.F FEE/Y	0.00	15
April 2006	15 F FEE/M	0.00	1982

DATEIN By Month	RATECODE	Sum Of NET_LBS	CountOfTICKETNUM
April 2006	15 F FEE/Y	0.00	260
April 2006	20 F FEE/M	0.00	18
April 2006	20 F FEE/Y	0.00	2
April 2006	25 F FEE/M	0.00	1
April 2006	30 F FEE/M	0.00	19
April 2006	30 F FEE/Y	0.00	6
April 2006	CONTNR/RCY	14.25	2
April 2006	D. O. T.	11.04	13
April 2006	DEMOLITION	882.00	967
April 2006	FREEBRICKS	4.31	1
April 2006	HEALTH DEP	0.22	1
April 2006	MUNICIPAL	4,822.66	2365
April 2006	OIL	3.48	2
April 2006	PALMETTO	5,052.56	255
April 2006	PAPER/RCYL	41.88	3
April 2006	ROADSIDE	0.12	1
April 2006	TIRE	139.14	11
April 2006	WHITE GOOD	475.46	28
April 2006	WOODWASTE	6.28	9
April 2006	YARD TRASH	77.26	153
May 2006	\$5.F FEE/M	0.00	1755
May 2006	\$5.F FEE/Y	0.00	21
May 2006	15 F FEE/M	0.00	1825
May 2006	15 F FEE/Y	0.00	243
May 2006	20 F FEE/M	0.00	17
May 2006	20 F FEE/Y	0.00	6
May 2006	30 F FEE/M	0.00	11
May 2006	30 F FEE/Y	0.00	4
May 2006	CONTNR/RCY	37.12	5
May 2006	D. O. T.	6.78	13
May 2006	DEMOLITION	1,348.56	1248
May 2006	MSW/RECYL	5.84	4
May 2006	MUNICIPAL	5,684.33	2421
May 2006	OIL	3.50	2
May 2006	PALMETTO	5,429.72	280
May 2006	PAPER/RCYL	87.71	6
May 2006	TIRE	129.77	11
May 2006	WOODWASTE	10.79	12
May 2006	YARD TRASH	68.07	153
June 2006	\$5.F FEE/M	0.00	1823
June 2006	\$5.F FEE/Y	0.00	14
June 2006	15 F FEE/M	0.00	2097
June 2006	15 F FEE/Y	0.00	216
June 2006	20 F FEE/M	0.00	19
June 2006	20 F FEE/Y	0.00	3
June 2006	25 F FEE/M	0.00	1

DATEIN By Month	RATECODE	Sum Of NET_LBS	CountOfTICKETNUM
June 2006	30 F FEE/M	0.00	30
June 2006	30 F FEE/Y	0.00	3
June 2006	CAR/TRUCK	0.00	1
June 2006	CONTNR/RCY	68.43	8
June 2006	D. O. T.	4.17	11
June 2006	DEMOLITION	1,373.95	1181
June 2006	MSW/RECYL	2.67	3
June 2006	MUNICIPAL	5,865.11	2463
June 2006	OIL	7.08	3
June 2006	PALMETTO	6,367.12	301
June 2006	PAPER/RCYL	68.67	5
June 2006	TIRE	141.63	12
June 2006	WHITE GOOD	34.17	2
June 2006	WOODWASTE	20.07	12
June 2006	YARD TRASH	66.39	137
July 2006	\$5.F FEE/M	0.00	1895
July 2006	\$5.F FEE/Y	0.00	13
July 2006	15 F FEE/M	0.00	2218
July 2006	15 F FEE/Y	0.00	191
July 2006	20 F FEE/M	0.00	12
July 2006	20 F FEE/Y	0.00	2
July 2006	30 F FEE/M	0.00	33
July 2006	30 F FEE/Y	0.00	13
July 2006	CONTNR/RCY	54.20	6
July 2006	D. O. T.	3.35	6
July 2006	DEMOLITION	1,243.74	1153
July 2006	MSW/RECYL	0.59	2
July 2006	MUNICIPAL	5,616.01	2230
July 2006	OIL	3.40	2
July 2006	PALMETTO	6,008.42	281
July 2006	PAPER/RCYL	82.51	6
July 2006	TIRE	130.63	10
July 2006	WHITE GOOD	228.89	14
July 2006	WOODWASTE	9.63	10
July 2006	YARD TRASH	51.65	104
August 2006	\$5.F FEE/M	0.00	1899
August 2006	\$5.F FEE/Y	0.00	12
August 2006	15 F FEE/M	0.00	1970
August 2006	15 F FEE/Y	0.00	170
August 2006	20 F FEE/M	0.00	7
August 2006	30 F FEE/M	0.00	32
August 2006	30 F FEE/Y	0.00	1
August 2006	CONTNR/RCY	47.64	7
August 2006	D. O. T.	18.57	22
August 2006	DEMOLITION	1,611.37	1350
August 2006	MSW/RECYL	2.87	2

DATEIN By Month	RATECODE	Sum Of NET_LBS	CountOfTICKETNUM
August 2006	MUNICIPAL	6,055.94	2346
August 2006	OIL	4.65	2
August 2006	PALMETTO	6,590.91	320
August 2006	PAPER/RCYL	125.86	9
August 2006	TIRE	185.34	14
August 2006	TRUCKS	0.00	1
August 2006	WHITE GOOD	226.34	13
August 2006	WOODWASTE	13.10	13
August 2006	YARD TRASH	57.08	125
September 2006	\$5.F FEE/M	0.00	1794
September 2006	\$5.F FEE/Y	0.00	4
September 2006	15 F FEE/M	0.00	1827
September 2006	15 F FEE/Y	0.00	202
September 2006	20 F FEE/M	0.00	10
September 2006	20 F FEE/Y	0.00	1
September 2006	30 F FEE/M	0.00	14
September 2006	30 F FEE/Y	0.00	3
September 2006	CONTNR/RCY	33.25	5
September 2006	D. O. T.	11.19	14
September 2006	DEMOLITION	1,367.50	1109
September 2006	MSW/RECYL	4.42	5
September 2006	MUNICIPAL	5,864.32	2296
September 2006	OIL	2.52	2
September 2006	PALMETTO	6,223.44	312
September 2006	PAPER/RCYL	92.13	7
September 2006	RIVER	4.10	3
September 2006	TIRE	105.30	8
September 2006	WOODWASTE	3.48	7
September 2006	YARD TRASH	42.88	101
October 2006	\$5.F FEE/M	0.00	1599
October 2006	\$5.F FEE/Y	0.00	1
October 2006	15 F FEE/M	0.00	1631
October 2006	15 F FEE/Y	0.00	139
October 2006	20 F FEE/M	0.00	13
October 2006	20 F FEE/Y	0.00	3
October 2006	25 F FEE/M	0.00	1
October 2006	30 F FEE/M	0.00	17
October 2006	30 F FEE/Y	0.00	5
October 2006	CONTNR/RCY	37.83	5
October 2006	D. O. T.	10.00	13
October 2006	DEMOLITION	1,399.84	1070
October 2006	HB/H'V C&D	24.99	13
October 2006	HB/H'V MSW	2.76	5
October 2006	HB/H'V WOOD	0.50	1
October 2006	MUNICIPAL	6,217.16	2502
October 2006	OIL	3.17	2

DATEIN By Month	RATECODE	Sum Of NET_LBS	CountOfTICKETNUM
October 2006	PALMETTO	6,409.79	329
October 2006	PAPER/RCYL	90.96	6
October 2006	TIRE	143.69	11
October 2006	WOODWASTE	10.22	9
October 2006	YARD TRASH	36.51	86
November 2006	\$5.F FEE/M	0.00	1584
November 2006	\$5.F FEE/Y	0.00	6
November 2006	15 F FEE/M	0.00	1498
November 2006	15 F FEE/Y	0.00	58
November 2006	20 F FEE/M	0.00	8
November 2006	25 F FEE/M	0.00	2
November 2006	30 F FEE/M	0.00	10
November 2006	30 F FEE/Y	0.00	3
November 2006	CONTNR/RCY	43.30	6
November 2006	D. O. T.	10.82	15
November 2006	DEMOLITION	995.16	827
November 2006	HB/H'V C&D	2.81	2
November 2006	MUNICIPAL	5,818.41	2372
November 2006	OIL	4.04	3
November 2006	PALMETTO	6,149.76	309
November 2006	PAPER/RCYL	132.21	8
November 2006	RIVER	0.42	1
November 2006	ROADSIDE	1.00	2
November 2006	TIRE	138.84	11
November 2006	WHITE GOOD	328.49	21
November 2006	WOODWASTE	14.81	13
November 2006	YARD TRASH	28.69	69
December 2006	\$5.F FEE/M	0.00	1758
December 2006	\$5.F FEE/Y	0.00	3
December 2006	15 F FEE/M	0.00	1611
December 2006	15 F FEE/Y	0.00	53
December 2006	20 F FEE/M	0.00	9
December 2006	20 F FEE/Y	0.00	2
December 2006	25 F FEE/M	0.00	1
December 2006	30 F FEE/M	0.00	20
December 2006	30 F FEE/Y	0.00	2
December 2006	CAR/TRUCK	0.00	1
December 2006	CONTNR/RCY	34.03	5
December 2006	D. O. T.	6.93	9
December 2006	DEMOLITION	1,667.72	1026
December 2006	HB/H'V C&D	1.68	2
December 2006	MUNICIPAL	5,098.73	2133
December 2006	OIL	2.42	2
December 2006	PALMETTO	5,670.76	294
December 2006	PAPER/RCYL	109.10	7
December 2006	ROADSIDE	0.80	1



DATEIN By Month	RATECODE	Sum Of NET_LBS	CountOFTICKETNUM
December 2006	TIRE	119.96	9
December 2006	TRUCKS	0.00	1
December 2006	WOODWASTE	2.89	4
December 2006	YARD TRASH	52.31	73
January 2007	\$5.F FEE/M	0.00	1590
January 2007	\$5.F FEE/Y	0.00	5
January 2007	15 F FEE/M	0.00	1685
January 2007	15 F FEE/Y	0.00	32
January 2007	20 F FEE/M	0.00	10
January 2007	30 F FEE/M	0.00	8
January 2007	CONTNR/RCY	55.92	7
January 2007	D. O. T.	8.56	13
January 2007	DEMOLITION	754.41	469
January 2007	HB/H'V C&D	2.98	4
January 2007	MUNICIPAL	5,927.54	2796
January 2007	OIL	2.37	2
January 2007	PALMETTO	6,601.87	328
January 2007	PAPER/RCYL	108.15	8
January 2007	ROADSIDE	0.75	1
January 2007	TIRE	136.23	11
January 2007	WHITE GOOD	194.77	12
January 2007	WOODWASTE	6.54	5
January 2007	YARD TRASH	37.00	94
February 2007	\$5.F FEE/M	0.00	1404
February 2007	\$5.F FEE/Y	0.00	3
February 2007	15 F FEE/M	0.00	1498
February 2007	15 F FEE/Y	0.00	59
February 2007	20 F FEE/M	0.00	9
February 2007	30 F FEE/M	0.00	12
February 2007	APP.WAIVED	4.29	2
February 2007	CONTNR/RCY	34.59	5
February 2007	D. O. T.	5.36	11
February 2007	DEMOLITION	1,374.07	1046
February 2007	HB/H'V C&D	0.20	2
February 2007	MUNICIPAL	4,360.33	2004
February 2007	OIL	1.73	2
February 2007	PALMETTO	4,808.36	240
February 2007	PAPER/RCYL	90.59	7
February 2007	TIRE	146.95	11
February 2007	WOODWASTE	26.18	17
February 2007	YARD TRASH	35.56	58
March 2007	\$5.F FEE/M	0.00	1702
March 2007	\$5.F FEE/Y	0.00	11
March 2007	15 F FEE/M	0.00	2230
March 2007	15 F FEE/Y	0.00	186
March 2007	20 F FEE/M	0.00	9

DATEIN By Month	RATECODE	Sum Of NET_LBS	CountOfTICKETNUM
March 2007	30 F FEE/M	0.00	25
March 2007	30 F FEE/Y	0.00	2
March 2007	CONTNR/RCY	37.84	5
March 2007	D. O. T.	9.77	22
March 2007	DEMOLITION	2,348.14	1584
March 2007	HB/H'V C&D	0.88	2
March 2007	MUNICIPAL	5,291.51	2394
March 2007	OIL	2.34	2
March 2007	PALMETTO	5,763.66	284
March 2007	PAPER/RCYL	129.85	9
March 2007	ROADSIDE	1.11	1
March 2007	TIRE	113.79	10
March 2007	WOODWASTE	7.74	8
March 2007	YARD TRASH	68.54	131
April 2007		0.47	2
April 2007	\$5.F FEE/M	0.00	1603
April 2007	\$5.F FEE/Y	0.00	9
April 2007	15 F FEE/M	0.00	1826
April 2007	15 F FEE/Y	0.00	154
April 2007	20 F FEE/M	0.00	3
April 2007	20 F FEE/Y	0.00	1
April 2007	30 F FEE/M	0.00	21
April 2007	30 F FEE/Y	0.00	1
April 2007	CONTNR/RCY	36.35	5
April 2007	D. O. T.	8.46	16
April 2007	DEMOLITION	3,364.76	1746
April 2007	HB/H'V C&D	4.87	7
April 2007	MUNICIPAL	5,224.62	2223
April 2007	OIL	3.71	2
April 2007	PALMETTO	5,567.55	271
April 2007	PAPER/RCYL	98.55	7
April 2007	TIRE	128.51	10
April 2007	WHITE GOOD	271.33	18
April 2007	WOODWASTE	8.91	15
April 2007	YARD TRASH	89.76	158
May 2007	\$5.F FEE/M	0.00	1756
May 2007	\$5.F FEE/Y	0.00	3
May 2007	15 F FEE/M	0.00	2031
May 2007	15 F FEE/Y	0.00	138
May 2007	20 F FEE/M	0.00	5
May 2007	25 F FEE/M	0.00	1
May 2007	30 F FEE/M	0.00	14
May 2007	30 F FEE/Y	0.00	3
May 2007	CONTNR/RCY	56.32	8
May 2007	D. O. T.	3.40	14
May 2007	DEMOLITION	2,970.53	2008

DATEIN By Month	RATECODE	Sum Of NET_LBS	CountOFTICKETNUM
May 2007	HB/H'V C&D	3.09	2
May 2007	MSW/RECYL	0.16	1
May 2007	MUNICIPAL	6,013.19	2657
May 2007	OIL	4.88	3
May 2007	PALMETTO	6,363.82	312
May 2007	PAPER/RCYL	158.44	12
May 2007	ROADSIDE	1.29	4
May 2007	TIRE	185.28	15
May 2007	WHITE GOOD	98.55	8
May 2007	WOODWASTE	11.05	18
May 2007	YARD TRASH	90.65	134
June 2007	\$5.F FEE/M	0.00	1924
June 2007	\$5.F FEE/Y	0.00	9
June 2007	15 F FEE/M	0.00	2081
June 2007	15 F FEE/Y	0.00	214
June 2007	20 F FEE/M	0.00	15
June 2007	20 F FEE/Y	0.00	1
June 2007	30 F FEE/M	0.00	20
June 2007	30 F FEE/Y	0.00	7
June 2007	CONTNR/RCY	51.38	7
June 2007	D. O. T.	5.27	12
June 2007	DEMOLITION	2,248.09	1436
June 2007	HB/H'V C&D	6.07	3
June 2007	MUNICIPAL	5,929.15	2788
June 2007	OIL	4.31	2
June 2007	PALMETTO	6,548.87	316
June 2007	PAPER/RCYL	95.54	6
June 2007	ROADSIDE	0.47	1
June 2007	TIRE	122.52	10
June 2007	TRUCKS	0.00	2
June 2007	WHITE GOOD	13.76	1
June 2007	WOODWASTE	20.33	18
June 2007	YARD TRASH	67.82	169
July 2007	\$5.F FEE/M	0.00	1787
July 2007	\$5.F FEE/Y	0.00	6
July 2007	15 F FEE/M	0.00	2148
July 2007	15 F FEE/Y	0.00	162
July 2007	20 F FEE/M	0.00	11
July 2007	30 F FEE/M	0.00	16
July 2007	30 F FEE/Y	0.00	3
July 2007	CONTNR/RCY	44.18	7
July 2007	D. O. T.	6.64	13
July 2007	DEMOLITION	2,125.13	1414
July 2007	HB/H'V C&D	1.69	2
July 2007	MSW/RECYL	0.96	1
July 2007	MUNICIPAL	6,240.84	2698

DATEIN By Month	RATECODE	Sum Of NET_LBS	CountOFTICKETNUM
July 2007	OIL	3.05	2
July 2007	PALMETTO	6,331.38	309
July 2007	PAPER/RCYL	111.97	8
July 2007	ROADSIDE	0.22	1
July 2007	TIRE	170.26	14
July 2007	TRUCKS	0.00	1
July 2007	WHITE GOOD	113.42	8
July 2007	WOODWASTE	21.98	20
July 2007	YARD TRASH	61.67	145
August 2007	\$5.F FEE/M	0.00	1891
August 2007	\$5.F FEE/Y	0.00	12
August 2007	15 F FEE/M	0.00	1942
August 2007	15 F FEE/Y	0.00	188
August 2007	20 F FEE/M	0.00	10
August 2007	25 F FEE/M	0.00	1
August 2007	30 F FEE/M	0.00	23
August 2007	30 F FEE/Y	0.00	4
August 2007	CAR/TRUCK	0.00	1
August 2007	CONTNR/RCY	48.27	8
August 2007	D. O. T.	7.62	15
August 2007	DEMOLITION	2,152.72	1585
August 2007	HB/H'V C&D	9.50	5
August 2007	MUNICIPAL	6,040.97	2483
August 2007	OIL	4.60	3
August 2007	PALMETTO	6,657.76	325
August 2007	PAPER/RCYL	121.15	9
August 2007	RIVER	0.03	1
August 2007	ROADSIDE	0.19	1
August 2007	TIRE	139.41	11
August 2007	WOODWASTE	4.54	7
August 2007	YARD TRASH	77.22	148
September 2007	\$5.F FEE/M	0.00	1654
September 2007	\$5.F FEE/Y	0.00	9
September 2007	15 F FEE/M	0.00	1899
September 2007	15 F FEE/Y	0.00	113
September 2007	20 F FEE/M	0.00	14
September 2007	30 F FEE/M	0.00	26
September 2007	30 F FEE/Y	0.00	6
September 2007	CONTNR/RCY	31.99	5
September 2007	D. O. T.	8.33	16
September 2007	DEMOLITION	1,880.19	1273
September 2007	HB/H'V C&D	16.76	6
September 2007	HB/H'V MSW	6.05	1
September 2007	MUNICIPAL	5,328.45	2317
September 2007	OIL	3.14	2
September 2007	PALMETTO	5,620.23	282

DATEIN By Month	RATECODE	Sum Of NET_LBS	CountOFTICKETNUM
September 2007	PAPER/RCYL	94.26	7
September 2007	RIVER	1.59	3
September 2007	ROADSIDE	2.67	3
September 2007	TIRE	177.30	14
September 2007	TRUCKS	0.00	2
September 2007	WHGDS IN	1.19	1
September 2007	WOODWASTE	6.47	9
September 2007	YARD TRASH	49.71	109
October 2007	\$5.F FEE/M	0.00	1579
October 2007	\$5.F FEE/Y	0.00	6
October 2007	15 F FEE/M	0.00	1662
October 2007	15 F FEE/Y	0.00	107
October 2007	20 F FEE/M	0.00	19
October 2007	30 F FEE/M	0.00	17
October 2007	30 F FEE/Y	0.00	2
October 2007	CONTNR/RCY	43.13	7
October 2007	D. O. T.	6.06	10
October 2007	DEMOLITION	2,381.76	1319
October 2007	HB/H'V C&D	2.31	2
October 2007	MUNICIPAL	6,104.63	2702
October 2007	OIL	3.87	2
October 2007	PALMETTO	6,452.88	322
October 2007	PAPER/RCYL	119.40	9
October 2007	ROADSIDE	0.68	1
October 2007	TIRE	217.29	18
October 2007	WOODWASTE	14.93	16
October 2007	YARD TRASH	60.11	113
November 2007	\$5.F FEE/M	0.00	1542
November 2007	\$5.F FEE/Y	0.00	7
November 2007	15 F FEE/M	0.00	1609
November 2007	15 F FEE/Y	0.00	101
November 2007	20 F FEE/M	0.00	10
November 2007	30 F FEE/M	0.00	19
November 2007	30 F FEE/Y	0.00	3
November 2007	CONTNR/RCY	46.88	7
November 2007	D. O. T.	6.18	12
November 2007	DEMOLITION	2,204.14	1457
November 2007	HB/H'V C&D	1.10	3
November 2007	MUNICIPAL	5,213.14	2170
November 2007	OIL	1.25	1
November 2007	PALMETTO	5,701.41	292
November 2007	PAPER/RCYL	121.90	7
November 2007	ROADSIDE	1.05	4
November 2007	TIRE	113.21	11
November 2007	WOODWASTE	14.22	8
November 2007	YARD TRASH	78.43	123

DATEIN By Month	RATECODE	Sum Of NET_LBS	CountOfTICKETNUM
December 2007	\$5.F FEE/M	0.00	1664
December 2007	\$5.F FEE/Y	0.00	3
December 2007	15 F FEE/M	0.00	1589
December 2007	15 F FEE/Y	0.00	60
December 2007	20 F FEE/M	0.00	8
December 2007	30 F FEE/M	0.00	17
December 2007	30 F FEE/Y	0.00	2
December 2007	CONTNR/RCY	72.63	8
December 2007	D. O. T.	3.64	9
December 2007	DEMOLITION	1,481.85	1118
December 2007	MUNICIPAL	5,450.77	2260
December 2007	PALMETTO	5,602.87	282
December 2007	PAPER/RCYL	89.00	6
December 2007	ROADSIDE	1.65	3
December 2007	TIRE	113.24	9
December 2007	WHITE GOOD	291.96	16
December 2007	WOODWASTE	1.93	5
December 2007	YARD TRASH	118.86	204
January 2008	\$5.F FEE/M	0.00	1506
January 2008	\$5.F FEE/Y	0.00	2
January 2008	15 F FEE/M	0.00	1393
January 2008	15 F FEE/Y	0.00	12
January 2008	20 F FEE/M	0.00	11
January 2008	30 F FEE/M	0.00	26
January 2008	30 F FEE/Y	0.00	5
January 2008	CONTNR/RCY	51.72	7
January 2008	D. O. T.	6.12	9
January 2008	DEMOLITION	1,319.01	878
January 2008	MUNICIPAL	5,446.62	2329
January 2008	PALMETTO	6,055.45	300
January 2008	PAPER/RCYL	126.84	8
January 2008	TIRE	120.98	11
January 2008	TRUCKS	0.00	1
January 2008	WHITE GOOD	139.03	8
January 2008	WOODWASTE	5.48	4
January 2008	YARD TRASH	49.90	83
February 2008	\$5.F FEE/M	0.00	1328
February 2008	\$5.F FEE/Y	0.00	1
February 2008	15 F FEE/M	0.00	1552
February 2008	15 F FEE/Y	0.00	70
February 2008	20 F FEE/M	0.00	11
February 2008	20 F FEE/Y	0.00	1
February 2008	30 F FEE/M	0.00	14
February 2008	30 F FEE/Y	0.00	4
February 2008	C&D FREE	6.53	1
February 2008	CONTNR/RCY	35.99	6


DATEIN By Month	RATECODE	Sum Of NET_LBS	CountOfTICKETNUM
February 2008	D. O. T.	3.63	8
February 2008	DEMOLITION	1,279.22	937
February 2008	MUNICIPAL	5,235.91	2265
February 2008	PALMETTO	5,535.23	281
February 2008	PAPER/RCYL	90.48	6
February 2008	ROADSIDE	1.24	2
February 2008	TIRE	129.01	10
February 2008	WOODWASTE	0.31	1
February 2008	YARD TRASH	68.69	118
March 2008	\$5.F FEE/M	0.00	1515
March 2008	\$5.F FEE/Y	0.00	8
March 2008	15 F FEE/M	0.00	1724
March 2008	15 F FEE/Y	0.00	130
March 2008	20 F FEE/M	0.00	12
March 2008	20 F FEE/Y	0.00	1
March 2008	30 F FEE/M	0.00	29
March 2008	30 F FEE/Y	0.00	5
March 2008	CONTNR/RCY	44.90	8
March 2008	D. O. T.	5.25	13
March 2008	DEMOLITION	1,617.19	1348
March 2008	HB/H'V C&D	1.54	1
March 2008	MUNICIPAL	4,964.58	2180
March 2008	PALMETTO	5,388.06	276
March 2008	PAPER/RCYL	116.09	7
March 2008	ROADSIDE	0.42	2
March 2008	TIRE	149.92	11
March 2008	WOODWASTE	0.93	1
March 2008	YARD TRASH	69.94	122
April 2008	\$5.F FEE/M	0.00	1568
April 2008	\$5.F FEE/Y	0.00	13
April 2008	15 F FEE/M	0.00	1838
April 2008	15 F FEE/Y	0.00	154
April 2008	20 F FEE/M	0.00	21
April 2008	20 F FEE/Y	0.00	5
April 2008	30 F FEE/M	0.00	12
April 2008	30 F FEE/Y	0.00	7
April 2008	CONTNR/RCY	49.15	7
April 2008	D. O. T.	8.91	17
April 2008	DEMOLITION	2,663.45	1589
April 2008	HB/H'V C&D	1.08	1
April 2008	MUNICIPAL	5,032.44	2141
April 2008	PALMETTO	5,515.25	282
April 2008	PAPER/RCYL	115.86	7
April 2008	ROADSIDE	1.48	3
April 2008	TIRE	132.82	11
April 2008	WOODWASTE	0.57	1

DATEIN By Month	RATECODE	Sum Of NET_LBS	CountOfTICKETNUM
April 2008	YARD TRASH	86.37	135
May 2008	\$5.F FEE/M	0.00	1770
May 2008	\$5.F FEE/Y	0.00	18
May 2008	15 F FEE/M	0.00	1905
May 2008	15 F FEE/Y	0.00	242
May 2008	20 F FEE/M	0.00	22
May 2008	20 F FEE/Y	0.00	2
May 2008	30 F FEE/M	0.00	19
May 2008	30 F FEE/Y	0.00	4
May 2008	CONTNR/RCY	59.43	7
May 2008	D. O. T.	3.71	6
May 2008	DEMOLITION	2,194.70	1721
May 2008	MSW/RECYL	3.71	17
May 2008	MUNICIPAL	5,085.77	2060
May 2008	PALMETTO	5,493.95	276
May 2008	PAPER/RCYL	100.54	7
May 2008	ROADSIDE	6.77	10
May 2008	TIRE	164.54	13
May 2008	YARD TRASH	105.84	159
June 2008	\$5.F FEE/M	0.00	1649
June 2008	\$5.F FEE/Y	0.00	12
June 2008	15 F FEE/M	0.00	1767
June 2008	15 F FEE/Y	0.00	169
June 2008	20 F FEE/M	0.00	24
June 2008	25 F FEE/M	0.00	1
June 2008	30 F FEE/M	0.00	23
June 2008	30 F FEE/Y	0.00	6
June 2008	CONTNR/RCY	71.32	12
June 2008	D. O. T.	3.95	6
June 2008	DEMOLITION	2,023.54	1712
June 2008	HB/H'V C&D	6.41	3
June 2008	MSW/RECYL	27.87	20
June 2008	MUNICIPAL	5,025.87	2062
June 2008	PALMETTO	5,324.38	269
June 2008	PAPER/RCYL	122.04	8
June 2008	RECYCLE	1.10	7
June 2008	ROADSIDE	2.65	6
June 2008	SOLID N/C	131.57	42
June 2008	TIRE	156.69	15
June 2008	WHITE GOOD	350.33	23
June 2008	WOODWASTE	3.53	5
June 2008	YARD TRASH	53.76	136
July 2008	\$5.F FEE/M	0.00	1698
July 2008	\$5.F FEE/Y	0.00	8
July 2008	15 F FEE/M	0.00	1634
July 2008	15 F FEE/Y	0.00	190



DATEIN By Month	RATECODE	Sum Of NET_LBS	CountOFTICKETNUM
July 2008	20 F FEE/M	0.00	10
July 2008	20 F FEE/Y	0.00	1
July 2008	30 F FEE/M	0.00	19
July 2008	30 F FEE/Y	0.00	2
July 2008	CONTNR/RCY	56.14	7
July 2008	D. O. T.	3.73	4
July 2008	DEMOLITION	1,914.22	1863
July 2008	HB/H'V C&D	1.55	1
July 2008	MUNICIPAL	5,027.25	2103
July 2008	PALMETTO	7,301.20	373
July 2008	PAPER/RCYL	143.63	10
July 2008	RECYCLE	5.98	25
July 2008	ROADSIDE	3.99	4
July 2008	SOLID N/C	160.30	52
July 2008	TIRE	134.89	11
July 2008	WHITE GOOD	65.17	4
July 2008	WOODWASTE	0.20	1
July 2008	YARD TRASH	91.36	153
August 2008	\$5.F FEE/M	0.00	1738
August 2008	\$5.F FEE/Y	0.00	7
August 2008	15 F FEE/M	0.00	1672
August 2008	15 F FEE/Y	0.00	104
August 2008	20 F FEE/M	0.00	12
August 2008	30 F FEE/M	0.00	15
August 2008	30 F FEE/Y	0.00	3
August 2008	CONTNR/RCY	47.81	6
August 2008	D. O. T.	11.78	13
August 2008	DEMOLITION	1,894.84	1767
August 2008	MUNICIPAL	5,067.80	2072
August 2008	PALMETTO	7,264.18	362
August 2008	PAPER/RCYL	101.52	7
August 2008	RECYCLE	9.29	27
August 2008	ROADSIDE	2.24	3
August 2008	SOLID N/C	146.97	50
August 2008	TIRE	166.88	13
August 2008	TIRES FEE	3.24	7
August 2008	WOODWASTE	0.07	1
August 2008	YARD TRASH	66.18	158
September 2008	\$5.F FEE/M	0.00	1402
September 2008	\$5.F FEE/Y	0.00	5
September 2008	15 F FEE/M	0.00	1329
September 2008	15 F FEE/Y	0.00	100
September 2008	20 F FEE/M	0.00	8
September 2008	20 F FEE/Y	0.00	1
September 2008	25 F FEE/M	0.00	1
September 2008	30 F FEE/M	0.00	10

DATEIN By Month	RATECODE	Sum Of NET_LBS	CountOfTICKETNUM
September 2008	30 F FEE/Y	0.00	2
September 2008	CONTNR/RCY	63.54	8
September 2008	D. O. T.	10.14	12
September 2008	DEMOLITION	2,301.58	1714
September 2008	HB/H'V C&D	0.24	1
September 2008	MUNICIPAL	4,570.71	1853
September 2008	PALMETTO	7,074.44	351
September 2008	PAPER/RCYL	118.03	8
September 2008	RECYCLE	4.98	14
September 2008	SOLID N/C	124.60	49
September 2008	TIRE	128.69	13
September 2008	TIRES FEE	9.64	22
September 2008	YARD TRASH	51.18	138
October 2008	\$5.F FEE/M	0.00	1493
October 2008	15 F FEE/M	0.00	1273
October 2008	15 F FEE/Y	0.00	100
October 2008	20 F FEE/M	0.00	12
October 2008	20 F FEE/Y	0.00	3
October 2008	30 F FEE/M	0.00	12
October 2008	30 F FEE/Y	0.00	1
October 2008	CONTNR/RCY	54.69	7
October 2008	D. O. T.	6.84	12
October 2008	DEMOLITION	2,242.61	1677
October 2008	MUNICIPAL	4,725.68	1861
October 2008	PALMETTO	7,354.95	368
October 2008	PAPER/RCYL	121.34	8
October 2008	RECYCLE	5.67	16
October 2008	SOLID N/C	135.27	53
October 2008	TIRE	113.23	9
October 2008	TIRES FEE	7.62	19
October 2008	YARD TRASH	41.49	134
November 2008	\$5.F FEE/M	0.00	222
November 2008	\$5.F FEE/Y	0.00	1
November 2008	15 F FEE/M	0.00	192
November 2008	15 F FEE/Y	0.00	15
November 2008	20 F FEE/M	0.00	1
November 2008	30 F FEE/M	0.00	2
November 2008	DEMOLITION	243.11	191
November 2008	MUNICIPAL	464.37	220
November 2008	PALMETTO	531.43	27
November 2008	PAPER/RCYL	18.32	1
November 2008	SOLID N/C	15.46	6
November 2008	YARD TRASH	8.25	22



Waste Received at Transfer Station

Date	Tons	Traffic	Revenue
14-Jan-08	440.16	290	\$21,453.21
15-Jan-08	396.94	260	\$18,468.39
16-Jan-08	303.98	239	\$15,418.63
17-Jan-08	141.80	47	\$6,495.64
18-Jan-08	267.65	172	\$13,463.09
19-Jan-08	72.47	191	\$4,757.03

Date	Tons	Traffic	Revenue
14-Apr-08	299.14	278	\$14,459.65
15-Apr-08	327.68	274	\$16,408.37
16-Apr-08	344.81	267	\$16,858.54
17-Apr-08	342.20	307	\$17,902.60
18-Apr-08	510.44	362	\$26,113.59
19-Apr-08	98.28	341	\$7,108.60

Date	Tons	Traffic	Revenue
14-Jul-08	322.56	292	\$16,977.44
15-Jul-08	329.92	282	\$17,345.16
16-Jul-08	330.32	300	\$17,689.36
17-Jul-08	367.52	293	\$18,274.88
18-Jul-08	311.47	313	\$15,755.40
19-Jul-08	59.78	345	\$5,373.16

Date	Tons	Traffic	Revenue
13-Oct-08	296.30	275	\$16,286.48
14-Oct-08	360.22	267	\$18,222.12
15-Oct-08	406.94	273	\$21,330.80
16-Oct-08	280.21	252	\$15,163.88
17-Oct-08	369.52	237	\$17,607.88
18-Oct-08	51.85	277	\$4,483.72

Hourly Average

Tons	Traffic	Revenue
51.8	34.1	\$2,523.91
46.7	30.6	\$2,172.75
35.8	28.1	\$1,813.96
16.7	5.5	\$764.19
31.5	20.2	\$1,583.89
8.5	22.5	\$559.65

35.2	32.7	\$1,701.14
38.6	32.2	\$1,930.40
40.6	31.4	\$1,983.36
40.3	36.1	\$2,106.19
60.1	42.6	\$3,072.19
11.6	40.1	\$836.31

37.9	34.4	\$1,997.35
38.8	33.2	\$2,040.61
38.9	35.3	\$2,081.10
43.2	34.5	\$2,149.99
36.6	36.8	\$1,853.58
7.0	40.6	\$632.14

34.9	32.4	\$1,916.06
42.4	31.4	\$2,143.78
47.9	32.1	\$2,509.51
33.0	29.6	\$1,783.99
43.5	27.9	\$2,071.52
6.1	32.6	\$527.50


Shipped

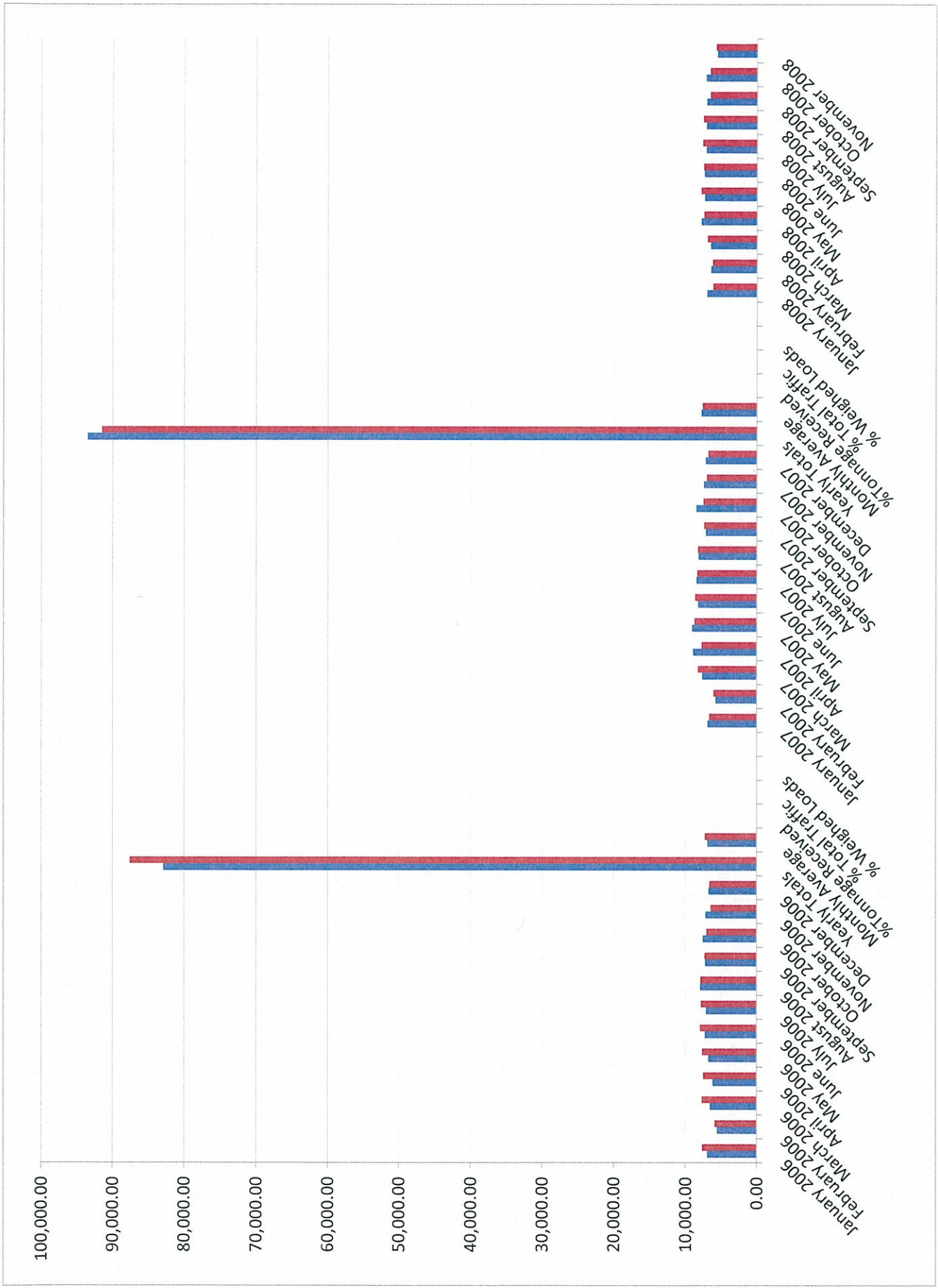
Tons	Traffic
177.15	10
328.53	16
281.68	14
79.88	4
302.23	15
138.49	7

Tons	Traffic
176.29	10
212.71	11
228.63	11
209.06	10
212.83	12
129.78	7

Tons	Traffic
266.50	13
345.46	17
278.52	15
347.66	18
328.42	17
69.56	4

Tons	Traffic
285.70	15
216.27	13
342.16	16
420.85	21
285.02	13
185.70	9







LOAD SIZE DATA PERCENTAGES APPLIED TO THE VARIOUS WASTE CATEGORIES


MUNICIPAL									
Year	<= 1,500 lbs/Ld		>1,500 and <= 6,000 lbs/Ld		>6,000 and <=20,000 lbs/Ld		>20,000 lbs/Ld		
	Total Tons Received	(tons)	% of Waste Stream	(tons)	% of Waste Stream	(tons)	% of Waste Stream	(tons)	% of Waste Stream
2006	65,890.49	5,640.16	8.56%	18,191.50	27.61%	30,558.16	46.38%	11,500.86	17.45%
2007	67,126.26	5,276.40	7.86%	18,427.47	27.45%	33,777.71	50.32%	9,644.68	14.37%
2008	50,634.38	4,279.25	8.45%	14,476.87	28.59%	25,302.47	49.97%	6,576.16	12.99%

DEMOLITION									
Year	<= 1,500 lbs/Ld		>1,500 and <= 6,000 lbs/Ld		>6,000 and <=20,000 lbs/Ld		>20,000 lbs/Ld		
	Total Tons Received	(tons)	% of Waste Stream	(tons)	% of Waste Stream	(tons)	% of Waste Stream	(tons)	% of Waste Stream
2006	15,172.10	1,298.72	8.56%	4,188.82	27.61%	7,036.39	46.38%	2,648.22	17.45%
2007	25,285.79	1,987.57	7.86%	6,941.44	27.45%	12,723.73	50.32%	3,633.05	14.37%
2008	19,450.36	1,643.80	8.45%	5,561.05	28.59%	9,719.53	49.97%	2,526.12	12.99%

YARD TRASH / WOOD WASTE									
Year	<= 1,500 lbs/Ld		>1,500 and <= 6,000 lbs/Ld		>6,000 and <=20,000 lbs/Ld		>20,000 lbs/Ld		
	Total Tons Received	(tons)	% of Waste Stream	(tons)	% of Waste Stream	(tons)	% of Waste Stream	(tons)	% of Waste Stream
2006	1,365.10	116.85	8.56%	376.89	27.61%	633.09	46.38%	238.27	17.45%
2007	980.15	77.04	7.86%	269.07	27.45%	493.21	50.32%	140.83	14.37%
2008	713.06	60.26	8.45%	203.87	28.59%	356.32	49.97%	92.61	12.99%

MUNICIPAL - VEHICULAR TRAFFIC										
Year	Total Municipal Vehicles Received		<= 1,500 lbs/Ld		>1,500 and <= 6,000 lbs/Ld		>6,000 and <=20,000 lbs/Ld		>20,000 lbs/Ld	
	(vehicles)	(vehicles)	% of MUN Waste Stream	(vehicles)	% of MUN Waste Stream	(vehicles)	% of MUN Waste Stream	(vehicles)	% of MUN Waste Stream	
2006	28,773	13,882	48.25%	9,470	32.91%	4,649	16.16%	772	2.68%	
2007	29,494	13,273	45.00%	10,055	34.09%	5,472	18.55%	694	2.35%	
2008	25,340	11,758	46.40%	8,531	33.66%	4,544	17.93%	506	2.00%	





Inbound							
FY 2009	ACTUAL	EST.	TOTAL		Total		County
Month	MSW	MSW	MSW	C&D	Waste	WOOD	Recycle
July	5,030.30	819.60	5,849.90	1,873.27	7,723.17	133.95	5.98
August	5,113.16	738.75	5,851.91	1,849.94	7,701.85	100.09	7.26
September	4,680.31	562.47	5,242.78	2,256.91	7,499.69	82.89	4.98
October	4,806.41	555.92	5,362.33	2,226.24	7,588.57	73.48	5.67
November	4,070.44	505.11	4,575.55	1,438.85	6,014.40	98.05	3.20
December	4,869.45	509.21	5,378.66	1,261.34	6,640.00	59.47	4.14
January	4,191.47	570.66	4,762.13	1,301.82	6,063.95	46.52	3.63
February	3701.11	560.57	4,261.68	1,218.83	5,480.51	43.69	3.92
YTD	36,462.65	4,822.29	41,284.94	13,427.20	54,712.14	638.14	38.78

Estimated MSW is an approximation of the weight of the flat fee loads.

County Recycle is the tonnage collected from county buildings.

WM Loads is the number of loads shipped to Palmetto and Homer.

Net sales includes all transactions that cross the scales, but not the department's other income.

Outbound						WM	
METAL	CONTNR	PAPER	TIRES	PALMETTO	LOADS	Net Sales	
65.17	48.46	121.33	134.89	7,195.45	367	\$397,400.84	
0.00	47.81	101.52	136.24	7,124.60	357	\$396,515.00	
8.17	47.22	118.03	128.69	7,036.64	352	\$385,855.16	
0.00	54.69	121.34	100.84	7,336.51	367	\$390,480.36	
0.00	38.71	99.40	62.54	5,722.44	293	\$309,810.64	
0.00	69.35	176.90	101.92	6,150.55	307	\$338,741.92	
0.00	47.90	75.06	89.70	5,692.37	290	\$308,103.80	
0.00	45.92	98.25	73.78	5,188.76	269	\$276,530.96	
73.34	400.06	911.83	828.60	51,447.32	2,602	\$2,803,438.68	