

REQUEST FOR BOARD ACTION

HENDERSON COUNTY BOARD OF COMMISSIONERS

MEETING DATE: July 15, 2026

SUBJECT: Animal Services Advisory Committee Animal Welfare Survey

PRESENTER: James Lyon, Chairman for Animal Services Advisory Committee

ATTACHMENT: Yes

1. Henderson County Animal Welfare Survey
2. PowerPoint of Survey Results

SUMMARY OF REQUEST:

The Henderson County Animal Services Advisory Committee (ASAC) would like the opportunity to present the results of the Animal Welfare Survey during the July 15 Board of Commissioners meeting. This survey was designed by ASAC, was launched on September 2, 2025, and was accessible to respondents through the middle of November. The objective was to collect information to guide future awareness campaigns.

BOARD ACTION REQUESTED:

No Board action is required.

Suggested Motion:

No motion required.

Henderson County Animal Services Advisory Committee Animal Welfare Survey

A. Home/Personal Animal Owner

1. Are you a Henderson County resident?
 - Yes
 - No

2. If Yes, which (if any) municipality do you live in?
 - Hendersonville
 - Mills River
 - Fletcher
 - Flat Rock
 - Laurel Park
 - Unincorporated Area

3. What species of animal do you have? And how many?
 - Companion (dogs, cats)
 - Fowl (chickens, roosters, ducks, geese, turkeys, etc.)
 - Exotics (birds, fish, reptiles, etc.)
 - Livestock (pigs, sheeps, goats, cows, mules, llamas, etc.)
 - Equine (horses, ponies, etc.)
 - Small Mammal (Guinea pigs, rabbits, ferrets, hamsters, gerbils, chinchillas, sugar gliders, etc.)
 - Other (please specify species and number)

4. Are any of the animals above used in agricultural purposes?
 - Yes
 - No

5. On a scale of 1-5, 1 being least and 5 being most, how concerned are you about the vaccination status of pets in your area?
1 2 3 4 5

B. Personal Animal Concerns


6. What are your primary concerns for your own animals? (select all that apply)
 - Affordability
 - Veterinary care
 - Housing (pet-friendly options)
 - Grooming
 - Daycare/Boarding
 - Training
 - Safe exercise / socialization
 - Other (please specify)

Henderson County Animal Services Advisory Committee Animal Welfare Survey

7. Do you have specific health concerns regarding your pet? (select all that apply)
- Preventative care
 - Chronic / diagnosed illness
 - Emergency visits
 - Other (please specify)
8. What is your anticipated household budget for your animal's wellness this year? (Vet care, food, maintenance, etc.)
- Less than \$100
 - \$100+
 - \$500+
 - \$1000+
 - \$3000+

C. Community Animal Concerns

9. What are your concerns for the general animal population? (select all that apply)
- Neglect/abuse
 - Stray/lost animals
 - Noise
 - Feral cats
 - Tethering/leash laws
 - Overpopulation
 - Hoarding
 - Other (please specify)
10. Have you or someone you know in Henderson County encountered issues with agricultural/farm animals in residential areas (livestock, fowl, large animal)?
- Yes
 - No
11. What resources for animal wellness in Henderson County would you like to know more about? (select all that apply)
- Food access
 - Low-cost spay and neuter
 - Low-cost vaccine/microchip clinic
 - Pet insurance
 - Other (please specify)



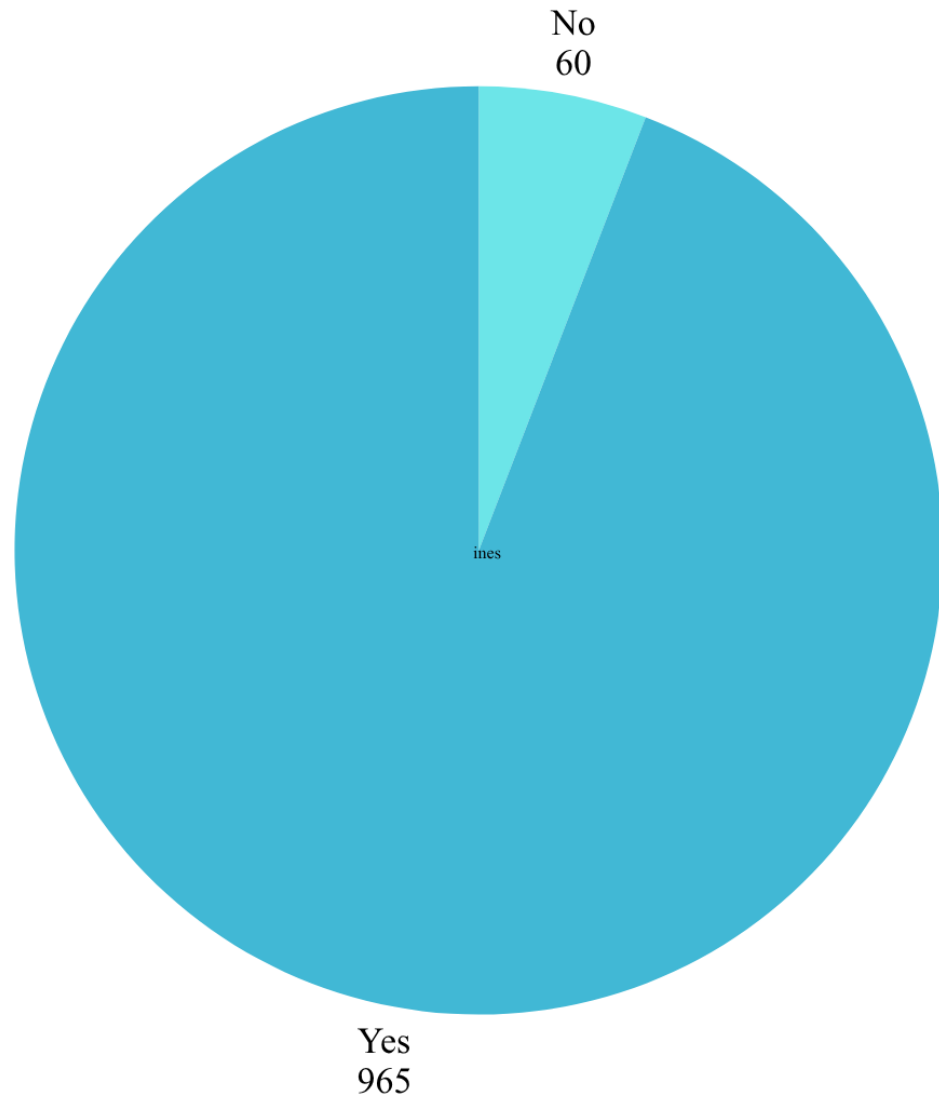
HENDERSON COUNTY ANIMAL WELFARE SURVEY

LAUNCH DATE: SEPTEMBER 2, 2025

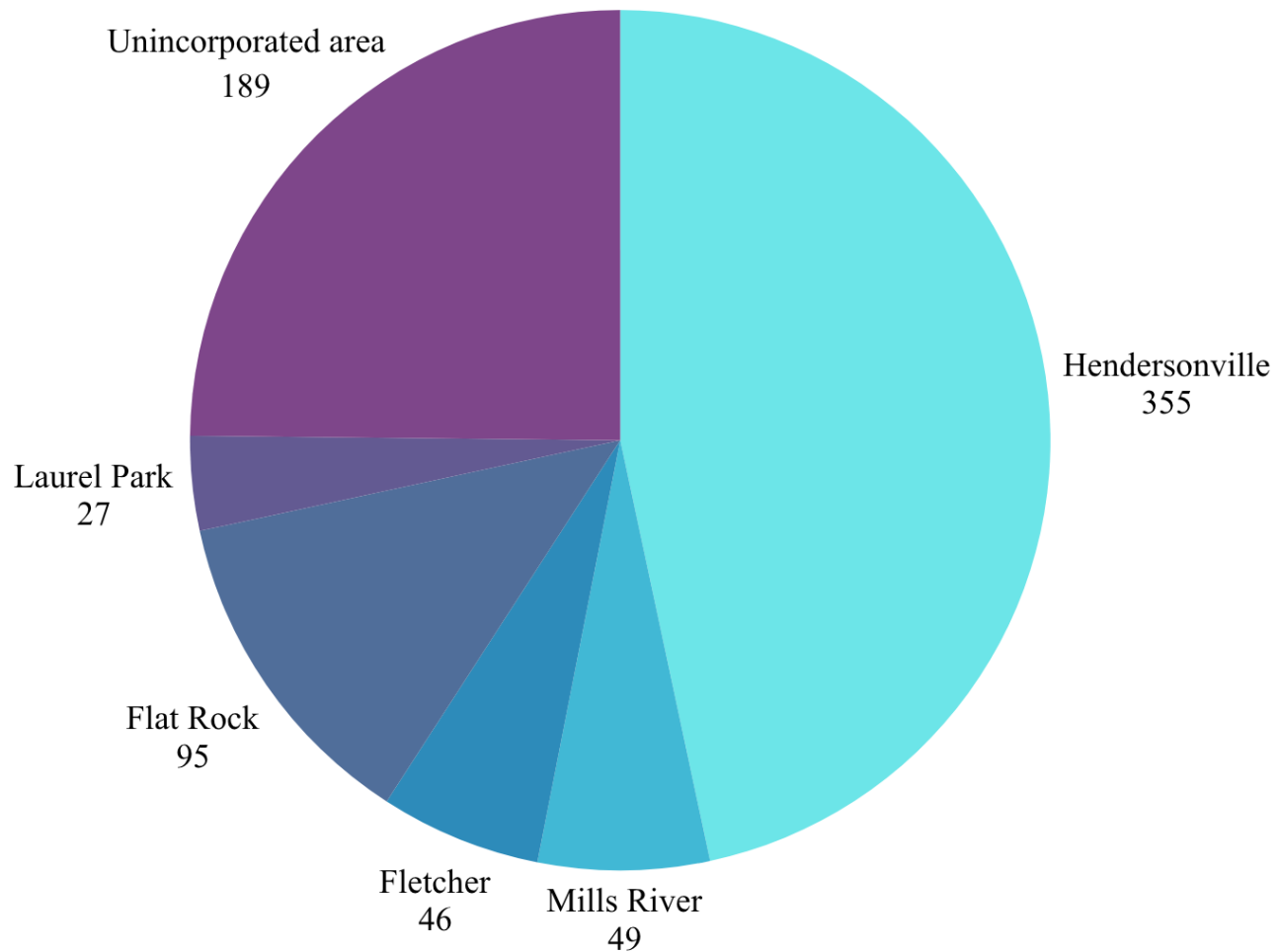
CONCLUSION DATE: ESTIMATED MID-NOVEMBER

We received a total of 1,025
respondents

(which is above and beyond a survey
of this type)



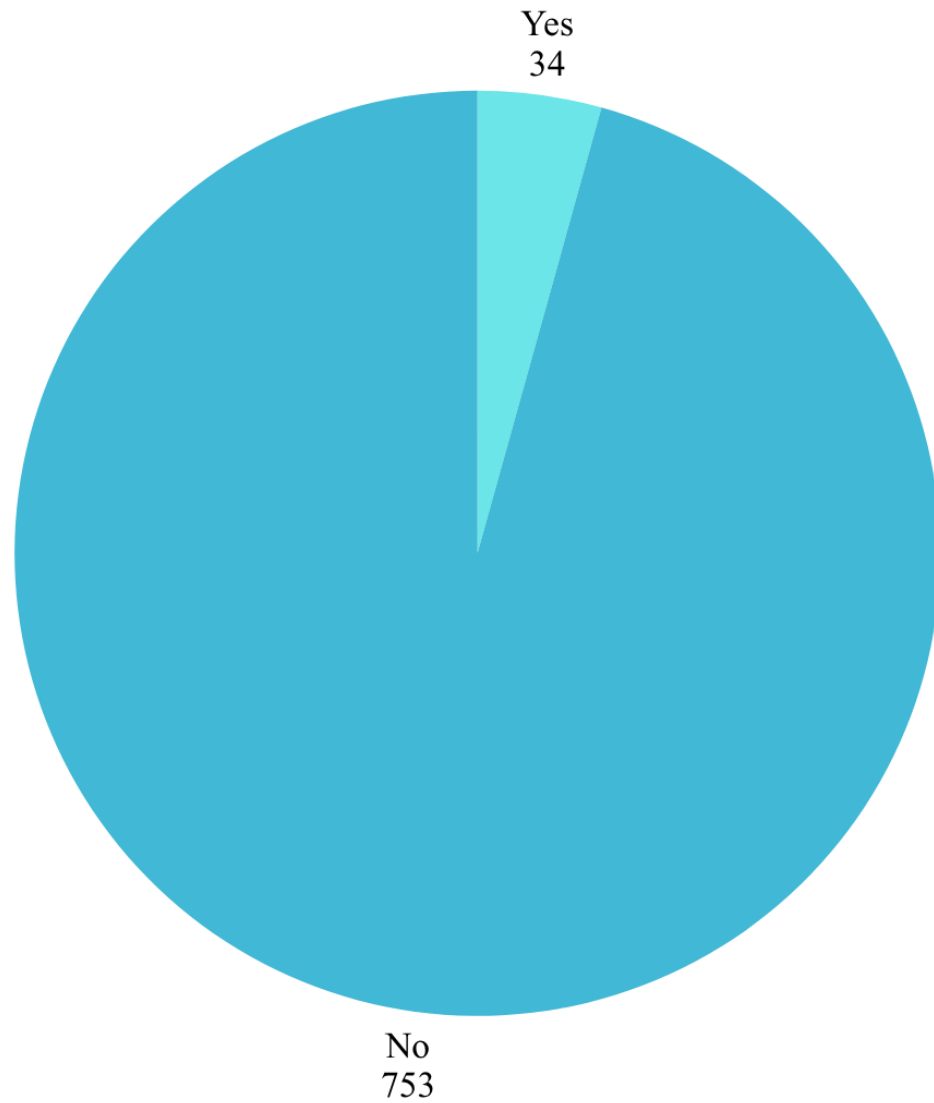
1. Are you a
Henderson
county resident?



2. If Yes, which (if any) municipality do you live in?

3. What species of animal do you have? And how many?

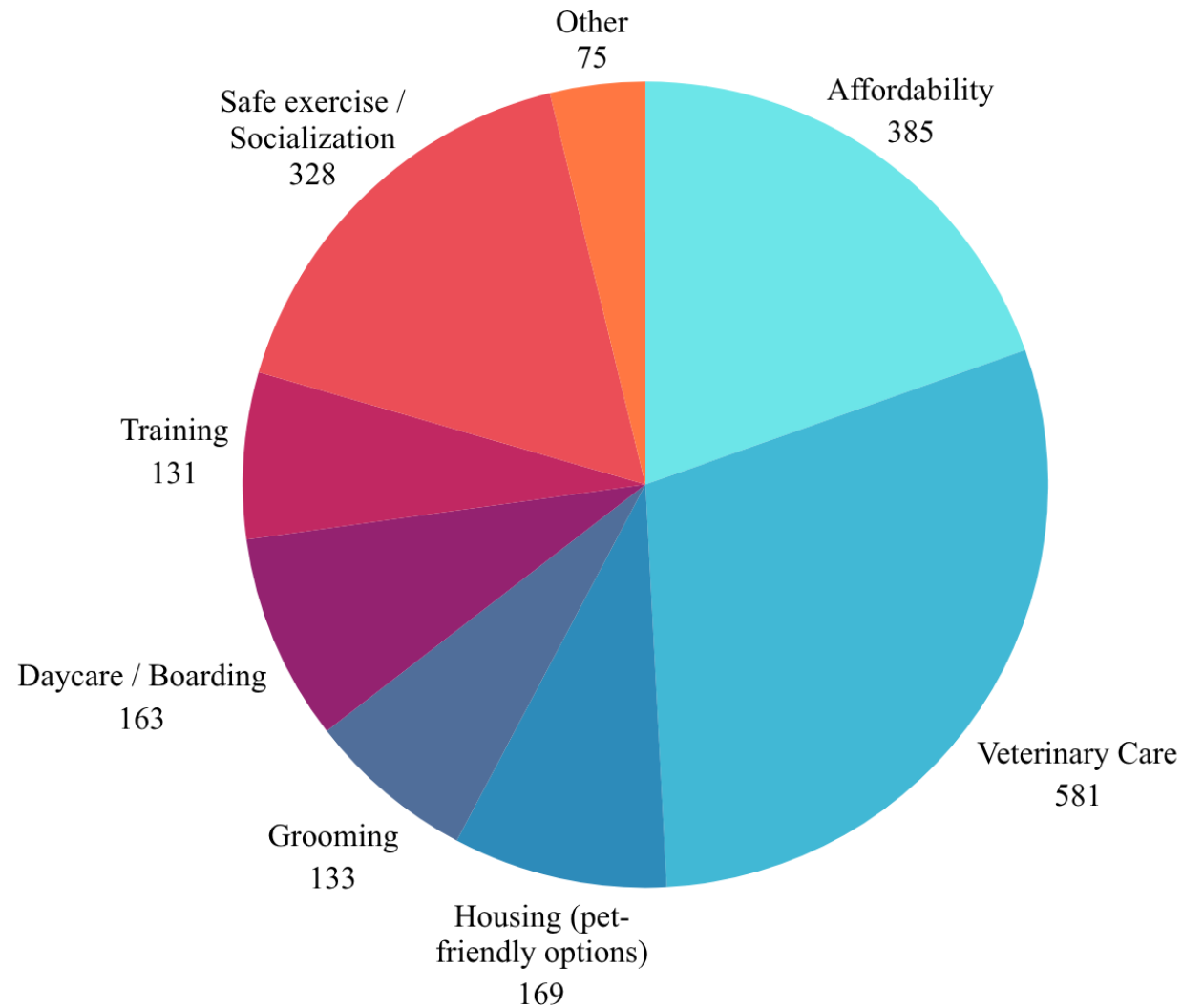
	1	2	3	4	5	6	7	8	9	10 OR MORE	TOTAL
Companion (dogs, cats)	31.90% 244	28.76% 220	17.65% 135	10.85% 83	5.62% 43	1.70% 13	1.05% 8	0.78% 6	0.26% 2	1.44% 11	765
Fowl(chickens, roosters, ducks, geese, turkeys, etc.)	8.62% 5	3.45% 2	5.17% 3	3.45% 2	8.62% 5	10.34% 6	3.45% 2	3.45% 2	3.45% 2	50.00% 29	58
Exotics (birds, fish, reptiles, etc.)	49.12% 28	14.04% 8	10.53% 6	3.51% 2	1.75% 1	3.51% 2	3.51% 2	0.00% 0	1.75% 1	12.28% 7	57
Livestock (pigs, sheeps, goats, cows, mules, llamas, etc.)	22.22% 4	16.67% 3	0.00% 0	5.56% 1	11.11% 2	5.56% 1	5.56% 1	0.00% 0	5.56% 1	27.78% 5	18
Equine (horses, ponies, etc.)	53.85% 14	11.54% 3	11.54% 3	3.85% 1	7.69% 2	0.00% 0	0.00% 0	3.85% 1	0.00% 0	7.69% 2	26
Small Mammal (Guinea pigs, rabbits, ferrets, hamsters, gerbils, chinchillas, sugar gliders, etc.)	54.55% 18	24.24% 8	0.00% 0	6.06% 2	0.00% 0	12.12% 4	0.00% 0	0.00% 0	0.00% 0	3.03% 1	33



4. Are any of the animals above used in agricultural purposes?

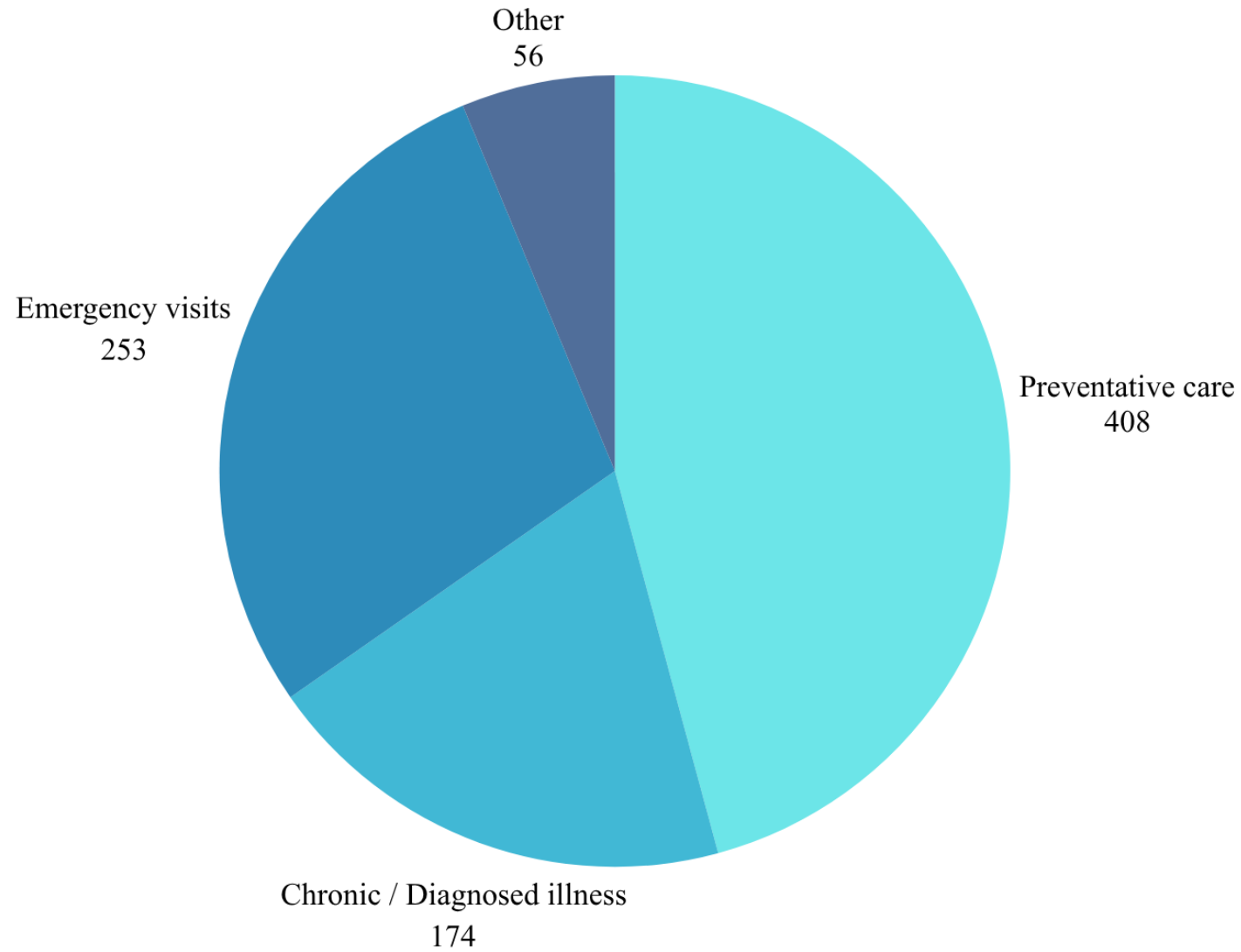
Based on 775 responses, the average concern was 3 out of 5, indicating a moderate level of concern overall.

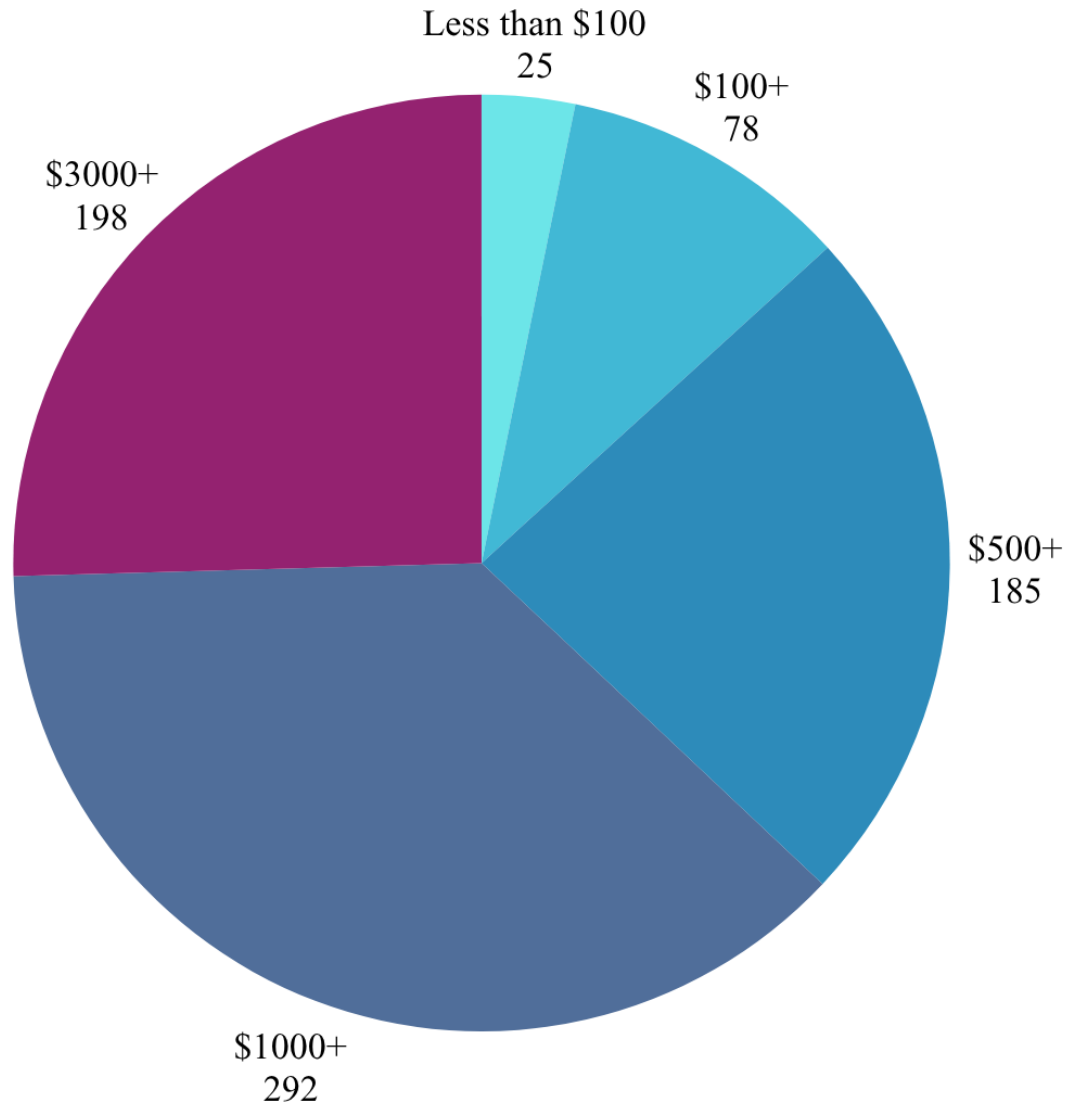
5. On a scale of 1-5, 1 being least and 5 being most, how concerned are you about the vaccination status of pets in your area?



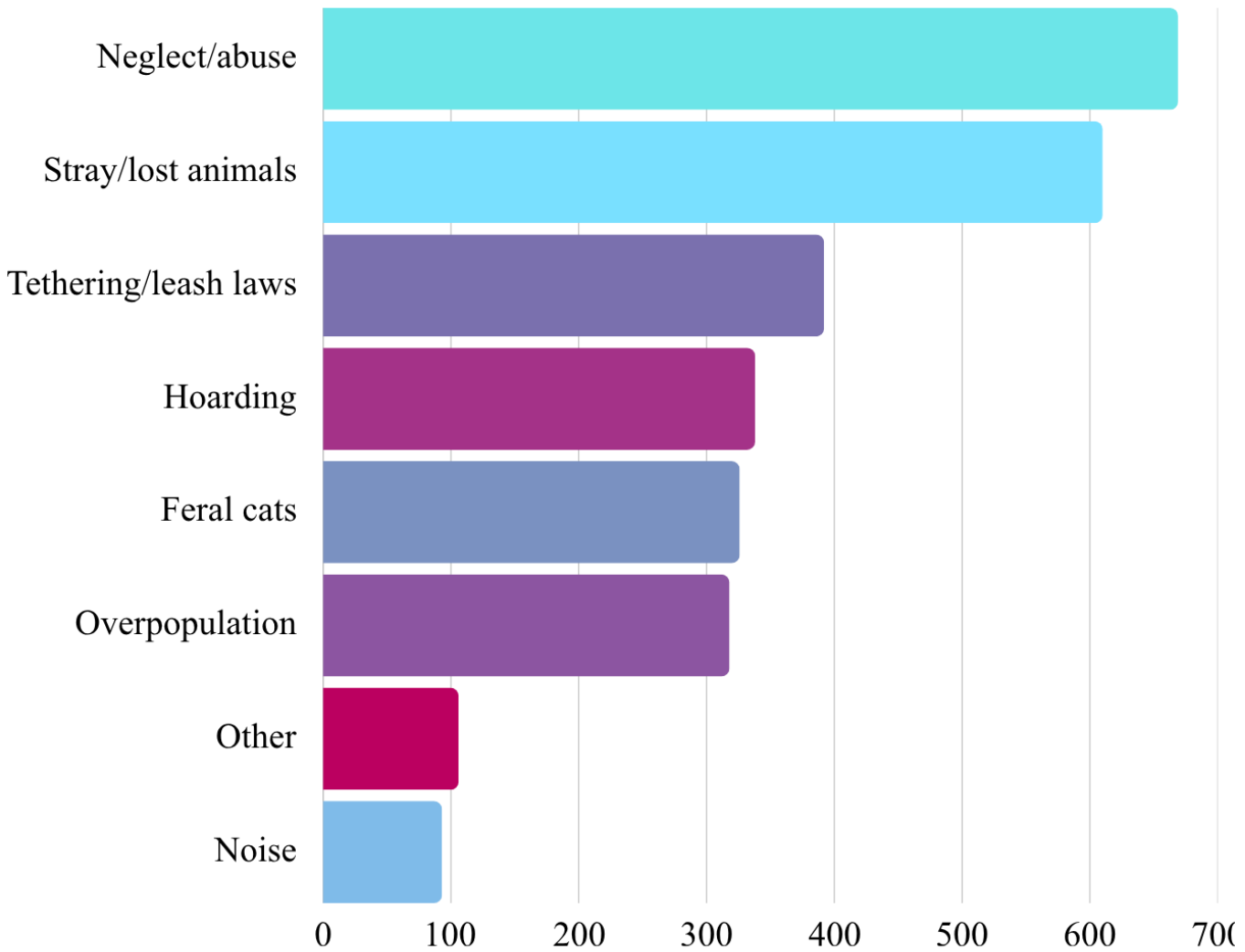
6. What are your primary concerns for your own animals?

7. Do you have specific health concerns regarding your pet?

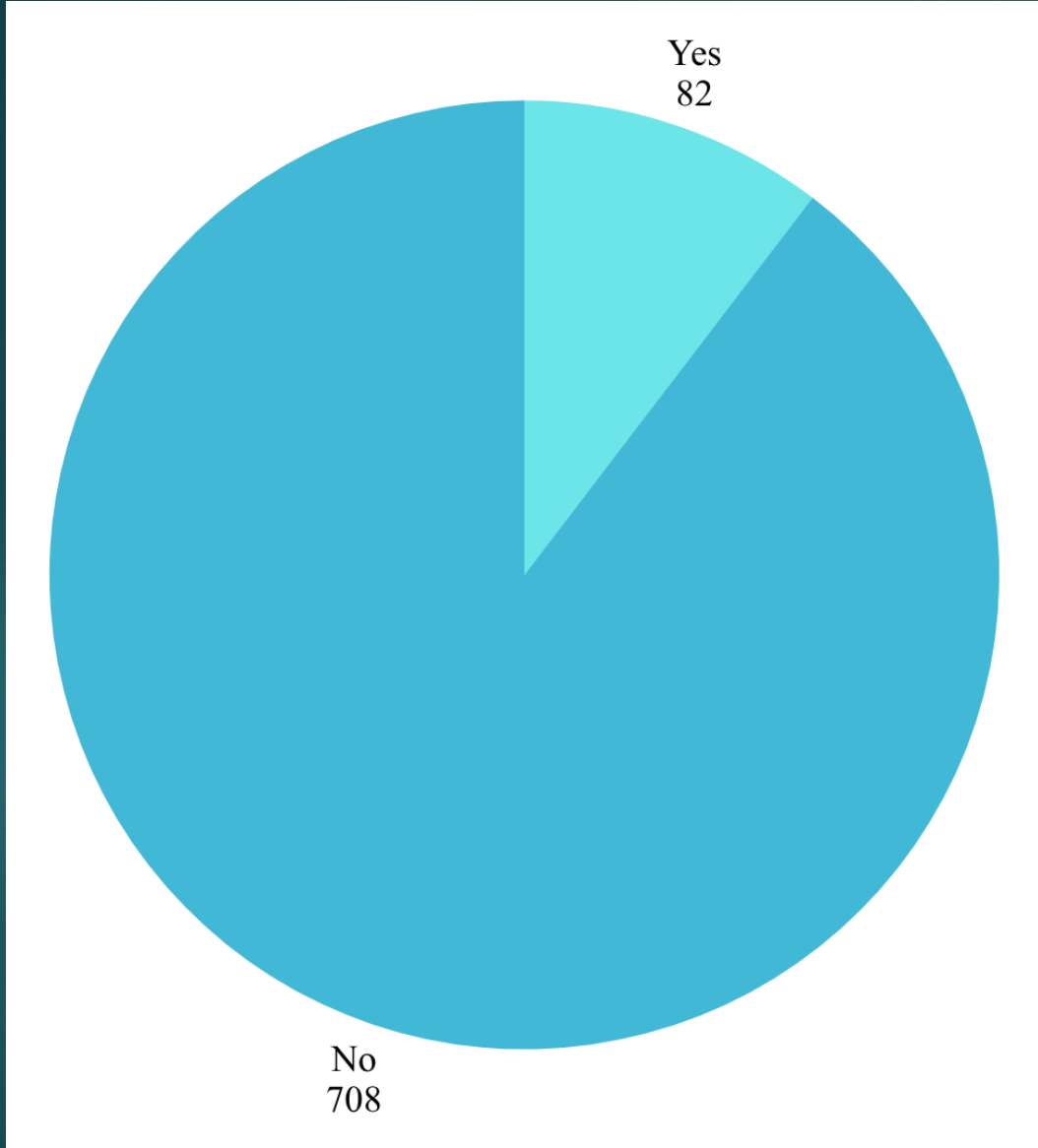





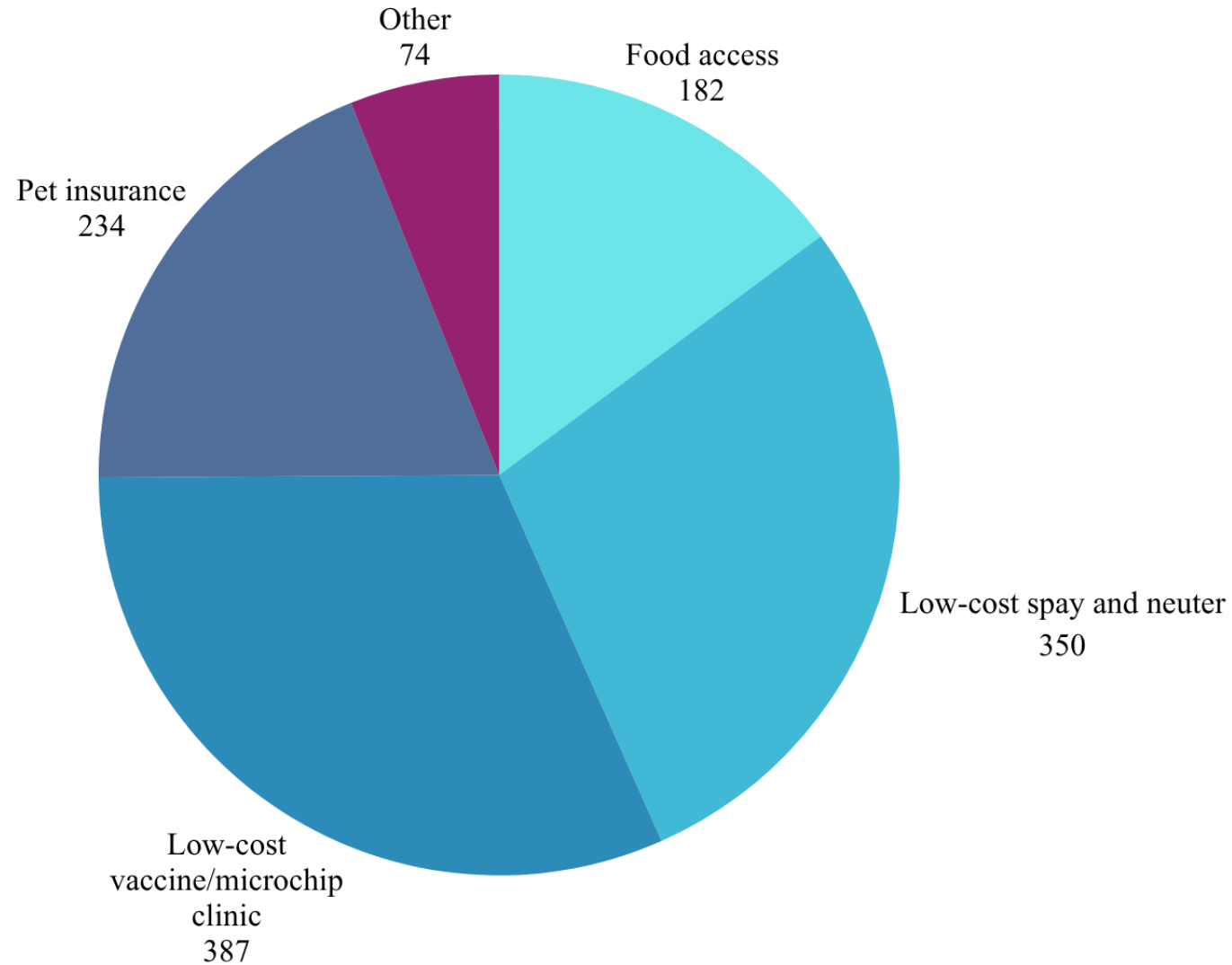
8. What is your anticipated household budget for your animal's wellness this year (vet care, food, maintenance, etc.)?



9. What are your concerns for the general animal population?



10. Have you or someone you know in Henderson County encountered issues with agricultural / farm animals in residential areas (livestock, fowl, large animal)?



11. What resources for animal wellness in Henderson County would you like to know more about?