

MINUTES

**STATE OF NORTH CAROLINA
COUNTY OF HENDERSON**

**BOARD OF COMMISSIONERS
MONDAY, MARCH 4, 2024**

The Henderson County Board of Commissioners met for a regularly scheduled meeting at 5:30 p.m. in the Commissioners' Meeting Room of the Historic Courthouse on Main Street, Hendersonville.

Present for the meeting were Chairman Rebecca McCall, Vice-Chair J. Michael Edney, Commissioner William Lapsley, Commissioner Daniel Andreotta, Commissioner David Hill, County Manager John Mitchell, Assistant County Manager Amy Brantley, Attorney Russ Burrell, and Clerk to the Board Denisa Lauffer.

Also present were: Director of Business and Community Development Christopher Todd, Finance Director Samantha Reynolds, Budget Manager/Internal Auditor Sonya Flynn, Budget Analyst Jennifer Miranda, Parks and Recreation Director Bruce Gilliam, Park Maintenance Supervisor Jason Kilgore, Engineer Marcus Jones, Planning Director Autumn Radcliff, Planner Liz Hansen, Human Resources Director Karen Ensley, Capital Projects Manager Bryan Rhodes, DSS Director Jerrie McFalls, Emergency Management/Rescue Coordinator Jimmy Brissie, and PIO Kathy Finotti – videotaping. Deputies Tracy Davis and Mandy Ladd provided security.

INVOCATION

Commissioner Andreotta provided the invocation.

CALL TO ORDER/WELCOME

Chairman McCall called the meeting to order and welcomed all in attendance.

PLEDGE OF ALLEGIANCE

Sadie Eatmon with the Barnyard Bandits 4-H Club led the Pledge of Allegiance to the American Flag.

INFORMAL PUBLIC COMMENT

1. Kirk Hall, who lives in the Fork Creek community, opposed the special use permit issued to First Contact Ministries for a men's drug rehabilitation facility. He stated that Superior Court Judge Warren had returned their special use permit appeal to Henderson County for errors, including describing the facility as an assisted living facility rather than a mental health facility. Mr. Hall did not believe the county's SUP process was working and needed to end. Hall asked the Board to revoke the special use permit.
2. Konnie Hall opposed the special use permit issued to First Contact Ministries for a men's drug recovery facility. She said the property owner had violated the conditions of the special use permit by constructing an additional structure on the property. Mrs. Hall asked the Board to revoke the special use permit.
3. Louise Harvey opposed the special use permit issued to First Contact Ministries for a men's drug recovery facility. Mrs. Harvey asked the Board to revoke the special use permit.
4. Bruce Hatfield opposed the special use permit issued to Craig Halford for property located on

Approved:

Evans Road.

5. Diane Hatfield opposed the special use permit issued for property located on Evans Road.
6. Richard Freudenberger opposed the special use permit issued to First Contact Ministries for a men’s drug recovery facility. Mrs. Harvey asked the Board to revoke the special use permit.
7. Hannah Hall read the Board of Commissioners mission station. She spoke in opposition to First Contact Ministries' special use permit for a men’s drug recovery facility.
8. Kieran Roe supported farmland preservation and possibly developing a county-based farmland preservation program.
9. Darcey Rose opposed a proposed 5G cell tower on property near her home in the Dana Hill Community.
10. Jennifer Allen opposed a proposed 5G cell tower on property near her home in the Dana Hill Community.
11. Linda Finlon spoke in opposition to First Contact Ministries' special use permit for a men’s drug recovery facility.

DISCUSSION/ADJUSTMENT OF AGENDA

Commissioner Lapsley made the motion to accept the agenda as presented. All voted in favor, and the motion carried.

CONSENT AGENDA consisted of the following:

Approval of Minutes

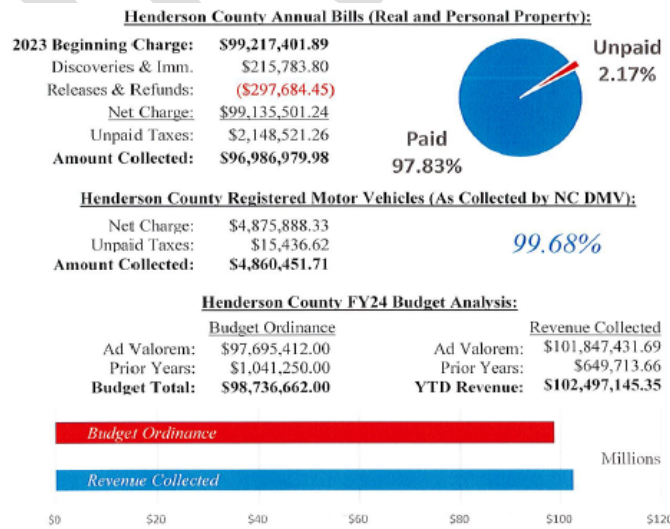
Draft minutes were presented for Board review and approval for the following meeting:
February 21, 2024 - Regularly Scheduled Meeting

Motion:

I move the Board approve the minutes of February 21, 2024.

Tax Collector’s Report

The report from the office of the Tax Collector was provided for the Board’s information.



2024.029 Pending Releases & Refunds

The Assessor reviewed the pending releases and refunds and concluded that these findings are in order. Supporting documentation is on file in the County Assessor’s Office.

Approved:

The pending release and refund requests were submitted for approval by the Henderson County Board of Commissioners.

Type:	Amount:
Total Taxes Released from the Charge	\$1,499.82
Total Refunds as a result of the Above Releases	\$ 0.00

Motion:

I move the Board approve the Combined Release/Refund Report as presented.

County Financial Report – January 2024

The January 2024 County Financial and Cash Balance Reports were provided for the Board’s review and approval.

The following are explanations for departments/programs with higher budget to actual percentages for the month of January:

- Dues/Non-Profit Contributions – payment of 3rd quarter Board appropriations
- Administrative Services – timing of payment of Board approved expenditures
- Rescue Squad – payment of 3rd quarter Board appropriations and timing of reimbursable expenditures
- Mental Health – payment of 3rd quarter Board appropriations
- Public Education – payment of 7 of 10 annual appropriates made to the public school system
- Interfund transfers – the timing of payment of Board approved transfers

Year-to-date Net revenues under expenditures for the Emergency Telephone System (911) Fund are due to utilizing fund balance appropriations for FY24.

HENDERSON COUNTY FINANCIAL REPORT JANUARY 2024						
GENERAL FUND REVENUES						
	BUDGET	CURRENT MONTH	YEAR TO DATE	% USED	ENCUMBRANCES	TOTAL
General Fund	202,821,969	24,579,258.19	139,479,832.92	68.8%	-	139,479,832.92
GENERAL FUND EXPENDITURES						
	BUDGET	CURRENT MONTH	YEAR TO DATE	% USED	ENCUMBRANCES	TOTAL
Governing Body	690,655	39,631.21	372,526.15	53.94%	13,897.72	386,423.87
Dues/Non-Profit Contributions	829,896	192,549.51	567,659.62	68.40%	-	567,659.62
County Manager	470,511	24,176.05	173,120.49	36.79%	-	173,120.49
Administrative Services	823,862	54,479.86	486,587.51	59.06%	-	486,587.51
Human Resources	1,444,007	99,558.42	808,878.18	56.02%	18,259.50	827,137.68
Elections	1,136,934	73,782.39	523,773.44	46.07%	64,724.35	588,497.79
Finance	1,344,653	74,772.68	733,913.30	54.58%	1,060.74	734,974.04
County Assessor	2,133,023	183,206.22	1,045,238.89	49.00%	-	1,045,238.89
Tax Collector	589,966	36,928.81	279,459.57	47.37%	-	279,459.57
Legal	1,086,063	78,908.33	609,875.48	56.15%	-	609,875.48
Register of Deeds	726,643	43,498.50	384,286.73	52.89%	27,045.07	411,331.80
Facilities Services	6,367,233	477,124.55	2,592,903.48	40.72%	558,324.87	3,151,228.35
Garage	553,002	15,725.71	233,137.62	42.16%	-	233,137.62
Court Facilities	153,000	6,295.43	64,487.84	42.15%	-	64,487.84
Information Technology	6,565,594	243,840.56	3,568,726.43	54.35%	410,001.79	3,978,728.22
Sheriff	23,809,797	1,769,666.48	12,806,043.67	53.78%	310,102.22	13,116,145.89
Detention Center	6,830,443	500,821.39	3,397,800.54	49.74%	312,168.23	3,709,968.77
Emergency Management	841,909	51,274.50	443,391.98	52.67%	15,033.50	458,425.48
Fire Services	1,199,855	144,983.30	394,748.63	32.90%	34,062.05	428,810.68
Building Services	1,655,748	119,338.58	887,899.92	53.63%	-	887,899.92
Wellness Clinic	1,460,986	111,463.77	822,095.00	56.27%	73,543.25	895,638.25
Emergency Medical Services	12,369,790	949,216.58	6,484,731.44	52.42%	61,561.25	6,546,292.69
Animal Services	963,795	78,920.16	460,418.91	47.77%	44,350.64	504,769.55
Rescue Squad	757,750	190,343.29	572,467.53	75.55%	-	572,467.53

Approved:

Forestry Services	151,972	5,638.39	17,819.18	11.73%	-	17,819.18
Soil & Water Conservation	971,421	30,854.49	262,339.38	27.01%	253,688.50	516,027.88
Planning	1,026,955	73,482.31	503,286.26	49.01%	-	503,286.26
Code Enforcement Services	331,303	16,550.33	163,700.23	49.41%	-	163,700.23
Site Development	321,490	35,985.61	181,643.51	56.50%	-	181,643.51
Heritage Museum	100,000	8,333.33	58,333.31	58.33%	-	58,333.31
Cooperative Extension	682,639	67,861.29	373,471.28	54.71%	-	373,471.28
Projects Management	267,360	16,197.46	119,897.21	44.84%	-	119,897.21
Economic Development	945,777	160,893.23	402,893.23	42.60%	-	402,893.23
Agri-Business	220,084	23.25	90,133.75	40.95%	-	90,133.75
Public Health	12,403,028	733,390.95	5,955,078.78	48.01%	394,436.79	6,349,515.57
Environmental Health	1,876,787	124,306.45	966,578.89	51.50%	1,081.00	967,659.89
H&CC Block Grant	844,293	69,453.75	428,999.75	50.81%	-	428,999.75
Medical Services - Autopsies	90,000	7,050.00	41,450.00	46.06%	-	41,450.00
Strategic Behavioral Health	298,615	19,253.08	73,180.65	24.51%	6,231.00	79,411.65
Mental Health	528,612	132,153.00	396,459.00	75.00%	-	396,459.00
Rural Transportation Assist Program	201,384	21,970.08	103,668.53	51.48%	-	103,668.53
Social Services	22,706,834	1,655,877.76	11,308,529.63	49.80%	39,783.24	11,348,312.87
Juvenile Justice Programs	302,020	21,716.00	161,104.15	53.34%	-	161,104.15
Veteran Services	245,704	18,208.75	113,319.62	46.12%	-	113,319.62
Public Library	4,152,675	286,722.77	2,264,006.39	54.52%	181,102.52	2,445,108.91
Recreation	3,224,212	224,669.07	1,677,972.89	52.04%	78,836.22	1,756,809.11
Public Education	40,128,000	3,958,633.33	27,460,433.31	68.43%	-	27,460,433.31
Debt Service	19,178,617	2,300.00	8,608,734.09	44.89%	-	8,608,734.09
Non-Departmental	4,763,322	243,207.01	2,109,992.84	44.30%	-	2,109,992.84
Interfund Transfers	12,053,750	979,895.84	7,154,270.88	59.35%	-	7,154,270.88
TOTAL	202,821,969	14,465,133.81	109,711,469.09		2,899,294.45	112,610,763.54
Net Revenues over (under) Exp.	-	10,114,124.38	29,768,363.83		(2,899,294.45)	26,869,069.38

APPROPRIATIONS DETAIL						
	BUDGET	CURRENT MONTH	YEAR TO DATE	% USED	ENCUMBRANCES	TOTAL
SOCIAL SERVICES						
Staff Operations	18,512,686	1,371,383	9,604,746	51.9%	39,783.24	9,644,529.72
Federal & State Programs	4,094,148	279,162	1,674,399	40.9%	-	1,674,399.43
General Assistance	100,000	5,333	29,384	29.4%	-	29,383.72
TOTAL	22,706,834	1,655,877.76	11,308,529.63		39,783.24	11,348,312.87
EDUCATION						
Schools Current/Capital Expense	34,628,000	3,500,300	24,252,100	70.0%	-	24,252,100.00
Blue Ridge Community College	5,500,000	458,333	3,208,333	58.3%	-	3,208,333.31
TOTAL	40,128,000	3,958,633.33	27,460,433.31		-	27,460,433.31
DEBT SERVICE						
Public Schools	11,642,875	2,300.00	4,472,145	38.4%	-	4,472,145.00
Blue Ridge Community College	3,297,401	-	1,734,354	52.6%	-	1,734,354.15
Henderson County	4,238,341	-	2,402,235	56.7%	-	2,402,234.94
TOTAL	19,178,617	2,300.00	8,608,734.09		-	8,608,734.09
INTERFUND TRANSFERS						
Capital Projects Fund	250,000	20,833.34	145,833.38	58.3%	-	145,833.38
Capital Reserve Fund	4,603,500	383,625.00	2,685,375.00	58.3%	-	2,685,375.00
Fire Districts Fund	20,000	-	20,000.00	100.0%	-	20,000.00
HCPS MRTS	4,603,500	383,625.00	2,685,375.00	58.3%	-	2,685,375.00
BRCC MRTS	2,301,750	191,812.50	1,342,687.50	58.3%	-	1,342,687.50
Solid Waste	275,000	-	275,000.00	100.0%	-	275,000.00
TOTAL	12,053,750	979,895.84	7,154,270.88		-	7,154,270.88
SPECIAL REVENUE FUNDS						
	BUDGET	CURRENT MONTH	YEAR TO DATE	% USED	ENCUMBRANCES	TOTAL
FIRE DISTRICTS FUND						
Revenues:	15,915,648	2,763,657.46	15,993,696.17	100.5%	-	15,993,696.17
Expenditures:	15,915,648	3,533,562.63	13,233,877.75	83.2%	-	13,233,877.75
Net Revenues over (under) Exp	-	(769,905.17)	2,759,818.42		-	2,759,818.42
REVALUATION RESERVE FUND						
Revenues:	1,510,021	132,644.03	950,468.86	62.9%	-	950,468.86
Expenditures:	1,510,021	79,599.04	828,191.96	54.8%	-	828,191.96
Net Revenues over (under) Exp	-	53,044.99	122,276.90		-	122,276.90
EMERGENCY TELEPHONE SYSTEM (911) FUND						
Revenues:	271,349	3,159.29	27,797.25	10.2%	-	27,797.25
Expenditures:	271,349	60,578.01	234,061.01	86.3%	-	234,061.01
Net Revenues over (under) Exp	-	(57,418.72)	(206,263.76)		-	(206,263.76)
PUBLIC TRANSIT FUND						
Revenues:	1,240,801	6,507.52	968,209.04	78.0%	-	968,209.04
Expenditures:	1,240,801	64,072.83	398,082.88	32.1%	3,099.30	401,182.18
Net Revenues over (under) Exp	-	(57,565.31)	570,126.16		(3,099.30)	567,026.86
MISC. OTHER GOVERNMENTAL ACTIVITIES						
Revenues:	960,000	33,134.44	292,735.97	30.5%	-	292,735.97
Expenditures:	960,000	29,399.64	287,059.91	29.9%	-	287,059.91
Net Revenues over (under) Exp	-	3,734.80	5,676.06		-	5,676.06
ARPA FUND						
Revenues:	-	63,573.54	21,774,000.53	-	-	21,774,000.53
Expenditures:	-	509,992.94	559,992.94	-	-	559,992.94
Net Revenues over (under) Exp	-	(446,419.40)	21,214,007.59		-	21,214,007.59
OPIOID FUND						
Revenues:	658,882	5,135.27	1,880,871.18	-	-	1,880,871.18
Expenditures:	658,882	5,133.90	68,209.93	-	31,009.00	99,218.93
Net Revenues over (under) Exp	-	1.37	1,812,661.25		(31,009.00)	1,781,652.25

Approved:

CAPITAL PROJECTS - FINANCINGS						
	BUDGET	CURRENT MONTH	PROJECT TO DATE	% USED	ENCUMBRANCES	TOTAL
EDNEYVILLE ELEMENTARY SCHOOL PROJECT (1702)						
Revenues:	26,854,136	9,750.29	27,901,712.47	103.9%	-	27,901,712.47
Expenditures:	26,854,136	-	25,331,294.76	94.3%	-	25,331,294.76
Net Revenues over (under) Exp	-	9,750.29	2,570,417.71		-	2,570,417.71
HENDERSONVILLE HIGH SCHOOL PROJECT - 2019 (1903) - PROJECT COMPLETE						
Revenues:	60,442,694	-	61,181,021.22	101.2%	-	61,181,021.22
Expenditures:	60,442,694	-	60,940,000.37	100.8%	-	60,940,000.37
Net Revenues over (under) Exp	-	-	241,020.85		-	241,020.85
BRCC PATTON BUILDING PROJECT (1904) - PROJECT COMPLETE						
Revenues:	24,800,016	-	25,490,375.25	102.8%	-	25,490,375.25
Expenditures:	24,800,016	407,153.65	25,490,375.25	102.8%	-	25,490,375.25
Net Revenues over (under) Exp	-	(407,153.65)	-		-	-
ENTERPRISE FUNDS						
	BUDGET	CURRENT MONTH	YEAR TO DATE	% USED	ENCUMBRANCES	TOTAL
SOLID WASTE LANDFILL FUND						
Revenues:	9,620,547	776,106.25	5,199,222.86	54.0%	-	5,199,222.86
Expenditures:	9,620,547	1,048,020.46	5,145,564.38	53.5%	2,827,011.70	7,972,576.08
Net Revenues over (under) Exp	-	(271,914.21)	53,658.48		(2,827,011.70)	(2,773,353.22)
JUSTICE ACADEMY SEWER FUND						
Revenues:	67,739	5,899.17	48,064.27	71.0%	-	48,064.27
Expenditures:	67,739	3,135.39	21,311.27	31.5%	-	21,311.27
Net Revenues over (under) Exp	-	2,763.78	26,753.00		-	26,753.00

HENDERSON COUNTY - CASH BALANCE REPORT – JANUARY 2024

<u>Fund(s)</u>	<u>01/01/24 Beg. Cash Balance</u>	<u>Debits Revenues</u>	<u>(Credits) Expenditures</u>	<u>01/31/24 Ending Cash Balance</u>
General	\$ 118,427,823.24	\$ 29,580,263.71	\$ (20,132,272.47)	\$ 127,875,814.48
Special Revenue	47,241,692.25	3,385,033.65	(5,835,185.03)	\$ 44,791,540.87
Capital Projects	2,459,108.32	3,634,032.02	(1,758,227.73)	\$ 4,334,912.61
Enterprise	2,197,688.29	782,254.18	(1,047,316.78)	\$ 1,932,625.69
HCPS - Maint. and Repair	10,426,699.28	383,625.00	(391,401.07)	\$ 10,418,923.21
BRCC - Maint. and Repair	2,841,657.29	191,812.50	(731,408.29)	\$ 2,302,061.50
Custodial	5,243,784.72	3,184,928.82	(4,841,160.43)	\$ 3,587,553.11
Total	\$ 188,838,453.39	\$ 41,141,949.88	\$ (34,736,971.80)	
Total cash available as of 1/31/2024				\$ 195,243,431.47

Motion:

I move the Board approve the January 2024 County Financial Report and Cash Balance Report as presented.

Henderson County Public Schools Financial Report – January 2024

The Henderson County Public Schools January 2024 Local Current Expense Fund / Other Restricted Funds Report was provided for the Board’s information.

Approved:

**HENDERSON COUNTY PUBLIC SCHOOLS
LOCAL CURRENT EXPENSE/OTHER RESTRICTED FUNDS
as of January 31, 2024**

	LOCAL CURRENT EXPENSE FUND		OTHER RESTRICTED FUND		Combined Total	Prior YTD
	Budget	YTD Activity	Budget	YTD Activity		
REVENUES:						
3200 State Sources	\$ -	\$ -	\$ 8,000	\$ 6,263	\$ 6,263	\$ 8,000
3700 Federal Sources-Restricted	-	-	1,522,494	324,199	324,199	341,518
3800 Other Federal-ROTC	-	-	106,000	61,632	61,632	35,380
4100 County Appropriation	32,878,000	23,014,600	-	-	23,014,600	21,964,600
4200 Local - Tuition/Fees	-	-	55,000	9,640	9,640	24,760
4400 Local-Unrestricted	705,000	274,080	138,212	116,628	390,708	482,645
4800 Local-Restricted	-	-	1,451,645	1,093,661	1,093,661	285,499
4900 Fund Balance Appropriated/Transfer From school	2,001,317	-	122,511	25,506	25,506	-
TOTAL FUND REVENUES	\$ 35,584,317	\$ 23,288,680	\$ 3,403,862	\$ 1,637,530	\$ 24,926,209	\$ 23,142,402
EXPENDITURES:						
Instructional Services:						
5100 Regular Instructional Services	\$ 9,934,680	\$ 4,828,801	\$ 672,806	\$ 240,825	\$ 5,069,626	\$ 5,654,973
5200 Special Populations Services	1,378,356	666,154	935,525	263,863	930,017	829,519
5300 Alternative Programs and Services	183,243	90,832	375,649	156,277	247,110	237,545
5400 School Leadership Services	3,114,291	1,838,547	12,513	10,032	1,848,580	1,778,527
5500 Co-Curricular Services	890,423	418,334	164,179	13,918	432,251	413,619
5800 School-Based Support Services	1,911,109	1,259,147	9,500	67	1,259,214	876,806
Total Instructional Services	\$ 17,412,102	\$ 9,101,816	\$ 2,170,171	\$ 684,982	\$ 9,786,798	\$ 9,790,990
System-Wide Support Services:						
6100 Support and Development Services	\$ 312,404	\$ 174,679	\$ 6,500	\$ 4,175	\$ 178,854	\$ 166,832
6200 Special Population Support	183,034	137,657	116,579	65,036	202,693	138,939
6300 Alternative Programs	106,286	60,104	431	431	60,534	58,039
6400 Technology Support Services	1,287,752	793,641	88,055	66,270	859,911	729,796
6500 Operational Support Services	9,491,369	4,694,246	425,671	217,184	4,911,431	4,406,613
6600 Financial and Human Resource Services	2,346,702	1,810,071	173,292	39,033	1,849,104	1,793,624
6700 Accountability Services	120,174	88,562	1,200	1,200	89,762	124,938
6800 System-Wide Pupil Support Services	415,304	233,858	538	538	234,396	239,102
6900 Policy, Leadership and Public Relations	781,001	428,009	13,220	13,220	441,229	400,309
Total System-Wide Support Services	\$ 15,044,025	\$ 8,420,827	\$ 825,485	\$ 407,087	\$ 8,827,914	\$ 8,058,191
Ancillary Services:						
7100 Community Services	\$ 388	\$ 388	\$ 165,108	\$ 93,604	\$ 93,991	\$ 75,417
7200 Nutrition Services	265,803	97,352	23,725	23,725	121,077	83,563
Total Ancillary Services	\$ 266,190	\$ 97,740	\$ 188,833	\$ 117,329	\$ 215,069	\$ 158,979
Non-Programmed Charges:						
8100 Payments to Other Governments	\$ 2,362,000	\$ 1,172,595	\$ -	\$ -	\$ 1,172,595	\$ 813,243
8400 Interfund Transfers	500,000	-	33,374	34,224	34,224	48,523
8500 Contingency	-	-	150,000	-	-	-
8800 Educational Foundations	-	-	36,000	976	976	15,125
Total Non-Programmed Charges	\$ 2,862,000	\$ 1,172,595	\$ 219,374	\$ 35,200	\$ 1,207,796	\$ 876,891
TOTAL FUND EXPENDITURES	\$ 35,584,317	\$ 18,792,978	\$ 3,403,862	\$ 1,244,597	\$ 20,037,576	\$ 18,885,051

Motion:

I move the Board approve the January 2024 Henderson County Public Schools Financial Report and Cash Balance Report as presented.

Notification of Vacancies

The Notification of Vacancies was provided for the Board’s information. They will appear on the next agenda under “Nominations.”

- Henderson County Rail Trail Advisory Committee– 1 vac.
Position # 8 – At Large
- Historic Resources Commission – 1 vac.
Position # 3 – At Large
- Industrial Facilities and Pollution Control Financing Authority – 1 vac.
Position # 7 – Regular

Approved:

2024.030 Adoption of Financing Resolution for the Solid Waste Third Bay Transfer Station Project

The required initial resolution authorizes the negotiation of an installment financing contract. It provides for certain other related matters for financing the Solid Waste Third Bay Transfer Station Project. The maximum amount of this borrowing would be \$10,500,000. The County’s obligation would be secured by the pledge of the Solid Waste property.

A reimbursement resolution was previously adopted by the Board on August 7, 2023.

Note: The “maximum amount” figure in the resolution is not intended to accurately state the project costs or amount to be financed but rather act as a safe harbor number for the purpose of these resolutions only.

The resolution makes the necessary findings for the project and the financing, authorizes the Finance Director to apply to the Local Government Commission (LCG) for approval of the financing, and directs staff to retain the assistance of its bond counsel, financial advisor, and underwriter for the financing.

The resolution also sets a public hearing on the proposed financing for April 17, 2024, at 9:00 a.m. and directs the Finance Director to cause a notice of public hearing to be published once and no fewer than 14 days prior to the public hearing.

Motion:

I move that the Board adopt the financing resolution authorizing the negotiation of an installment financing contract, which provides for certain other related matters for the financing.

I further move that the Board schedule the public hearing on the proposed financing for April 17, 2024, at 9:30 a.m.

2024.031 Reimbursement Resolution for Borrowing

The Board was requested to adopt a Resolution allowing for the reimbursement of expenditures incurred in a proposed series of building projects regarding Henderson County Hospital Corporation.

Motion:

I move that the Board adopt the RESOLUTION OF THE COUNTY OF HENDERSON, NORTH CAROLINA, DECLARING THE INTENT OF THE COUNTY OF HENDERSON, NORTH CAROLINA, TO REIMBURSE ITSELF FOR CAPITAL EXPENDITURES INCURRED IN CONNECTION WITH THE CONSTRUCTION OF MEDICAL BUILDINGS FOR HENDERSON COUNTY HOSPITAL CORPORATION FROM THE PROCEEDS OF CERTAIN INSTALLMENT FINANCING TO BE EXECUTED AND DELIVERED IN CALENDAR YEAR 2024 OR 2025

Motion:

I move that the Board authorize the County Engineer to execute the proposed agreement with WGLA Engineering for \$1,430,000 and allocate an additional \$300,000 for contingency and other preconstruction work.

Approved:

Administrative Manual – Recission of Policies and Procedures

Staff reviewed policies and procedures included in the County’s Administrative Manual to ensure compliance and that all policies are current. The tabs listed below were identified as appropriate for recission from the Manual. Several tabs are currently included in the Administrative Manual; however, they are not necessarily policies. Others have completed their life cycle, and the remainder can be combined into single policies to avoid redundancy.

The Board was requested to authorize the recission of the following tabs in the Administrative Manual.

Tab 5 – Holiday Schedule
Tab 12 – Comprehensive County Plan
Tab 16 – Loss Control Manual
Tab 17 – OSHA Inspection Plan
Tab 18 – Indoor Air Quality Procedure
Tab 24 – High Personal Risk Situations
Tab 25 – Aiming for Excellence Employee Suggestion Program
Tab 27 – Pay for Performance
Tab 28 – Recruitment and Selection Process Policy Revision
Tab 29 – ID Badge Guidelines
Tab 30 – Credit Card Use Policy
Tab 32 – Copy Fees

Motion:

I move the Board authorize the relocation of Tabs 5, 12, 17, 28 and 29, and rescind Tabs 16, 18, 24, 25, 27, 30 and 32 in the Administrative Manual as of March 4, 2024, effective immediately.

Public Record Disposal Request - EMS

Emergency Medical Services requested to dispose of ambulance call reports created before March 1st, 2013. The eleven-year period for retention required by the North Carolina Department of Cultural Resources has expired. Ambulance Call Reports, which include minors and/or disabled patients, will not be destroyed. EMS also wishes to dispose of the DEA Controlled Medication records created prior to March 1, 2022. The two-year period for retention required by the US Department of Justice has expired.

Motion:

I move the Board approve the disposal of the Ambulance Call Reports and the DEA Controlled Medication records.

2024.032 2024 Carton Council Community Education Awards program

Information about the Carton Council of North America’s 2024 Community Education Award Program was provided to the Board. The Board was requested to approve the receipt of the award, which will be added to the advertising budget for Solid Waste for further outreach and education purposes.

Motion:

I move the Board approve the 2024 Carton Council Community Education Award

Approved:

and the associated budget amendment.

2024.033 Budget Amendment – Excess Funds Transfer – E911 Fund

Staff requested the Board approve a budget amendment to transfer \$52,400.43 from the E911 Fund to the General Fund. North Carolina legislation states that the only revenue that can be received from the Emergency Telephone System Fund (E911 Fund) is the annual distribution from the 911 Board. The transfer will remove revenue other than E911 revenue accumulated since the fund's creation.

Motion:

I move the Board approve the budget amendment to transfer excess funding from E911 to General Fund.

NC Emergency Management Capacity Building Grant

The North Carolina Department of Public Safety, Division of Emergency Management Capacity Building Competitive Grant (CBCG) was initially passed by the North Carolina State Legislature in State Fiscal Year 2022. The Legislature subsequently authorized \$1,925,578 in funding for the FY24 CBCG program. The Capacity Building Competitive Grant Program provides funding for building on capabilities and closing gaps and includes best practices to meet the needs of emergency management offices across the state.

Over the past three years, Henderson County has used a regional “Medical Support Unit” trailer at large gatherings such as the NC Apple Festival. Two of these trailers are available in the region. The footprint of the festival is best supported by two of these trailers. The demand for these trailers across the region typically does not allow both trailers to be used at the festival. To be better prepared to handle large events in the County, staff was requesting to apply for a CBCG grant for the purchase of a dedicated trailer for Henderson County. The estimated cost of the trailer is \$106,513. Costs for the maintenance and upkeep of the trailer should be minimal and managed through the normal operating budget.

If awarded, staff will bring back any needed additional requests and budget amendments for the Board’s consideration.

Motion:

I move the Board approve the proposed application process for a CBCG Grant for a Medical Support Trailer and authorize the Emergency Services Director to submit the required online grant application.

2024.034 Budget Amendment – E911 Grant Correction

An incorrect account coding was used in error for a budget amendment previously approved by the Board on February 21, 2024, involving funding granted by the 911 Board. This revised Budget Amendment is presented to correct that error.

Motion:

I move the Board approve the correction budget amendment as presented.

Approved:

Commissioner Hill made the motion to adopt the agenda as presented. All voted in favor, and the motion carried.

DISCUSSION

Hope Coalition Presentation

Julie Huneycutt, Director of Hope Coalition, and Program Director Dr. Michelle Geiser presented information on Hope Coalition to the Board.



About Us

Hope Coalition is a community collaborative working to build healthy, strong communities through;

- Prevention ● Education
- Advocacy ● Recovery



A recovery community includes people in long-term recovery, their families, friends, and allies, including recovery-focused addiction and recovery professionals and recovery organizations.

Approved:

Hope Coalition supports community members actively recovering from addiction and substance misuse at our Recovery Community Center.

Recovery Support Services

- Peer Support
- Case Management
- Assessments
- Recovery Meetings

Outreach and Awareness

- Week of Hope
- National Speakers
- Health Fairs and Community Event Tables
- Drug Take Back Events
- School and Community Educational Events
- Awareness Campaigns
- National Advocacy

Hope Coalition helps support youth in the community through the following programs:

Youth Services & Prevention

- Hope Rising
- Teen Court
- Youth Council
- Week of Hope
- SAIOP
- Youth Connection Center

Approved:



Building Youth Empowerment

Hope Coalition
Youth Connection Center
coming soon!

Located at 301 North Justice St

The Youth Connection Center will be a safe and supervised space for youth ages 10-18 who have been impacted by substance use or mental health.



YCC MISSION

To improve the health of adolescents by providing behavioral health services, education, advocacy, prevention, and leadership development through connections among adolescents, caregivers and the community.

Youth Connection Center

YOUTH LEADERSHIP

YOUTH DIVERSION

YOUTH SUPPORT

Approved:

Success and Metrics 2023

13 Ongoing support and recovery meetings offered at no charge

32 Participants have been supported through the Recovery Community Center since August 2022

8

23 Students joined the Henderson County Youth Council for 2023-2024 academic year

1,238,265 Pills were collected through 9 drug take back events

Held 21 youth leadership events

Naloxone opioid overdose kits were provided to law enforcement and community members

Opened WNC's first sober bar and cafe The Buzz

Participated in 67 drug misuse education presentations held across the country

Implemented a new youth diversion program, Teen Court

Funding and Sustainability

- Increased Partnerships and Collaborations
- County Funding
- State and Federal Funding
- Grants and Individual Contributors

Mrs. Huneycutt said the Hope Coalition was looking for funding and sustainability, and they have been doing that through increased partnerships and collaborations. They were seeking county funding as well as state and federal funding. She asked for \$120,000 in county funds, approximately \$10,000 per month.

Farmland Preservation

At the special called meeting held on February 27, 2024, the Board directed staff to present information on farmland preservation at their next board meeting. The presentation included recently released data and information from the 2022 Census of Agriculture.

Planner Liz Hanson presented information to the Board regarding Farmland Preservation.

Approved:

FARMLAND PRESERVATION

HENDERSON COUNTY, NC

Board of Commissioners
February 27th, 2024




FARMLAND PRESERVATION

01
2022 USDA
CENSUS OF
AGRICULTURE

02
AGRICULTURAL
CONSERVATION
EASEMENTS

03
NC ADFPTF
PROGRAM



01 HENDERSON COUNTY CONTEXT

2022 USDA AGRICULTURE CENSUS

Approved:

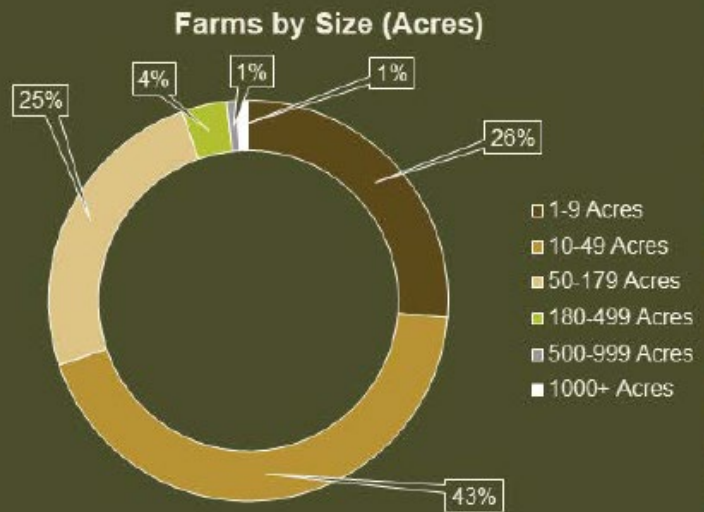
USDA CENSUS OF AG 2022

- Complete count of U.S farms and ranches & who operates them
- Completed every five years
- Includes "rural" & "urban" land (if at least \$1,000 of products were raised or sold annually)
- Land use & ownership
- Operator characteristics
- Production practices
- Income & expenditures

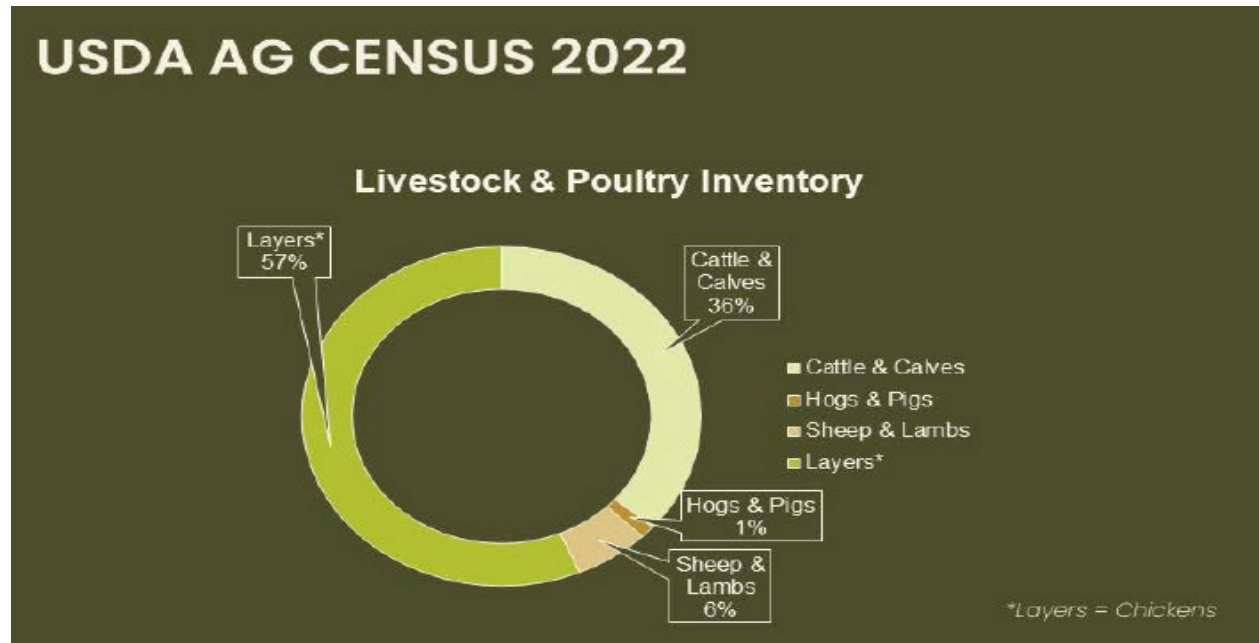


USDA AG CENSUS 2022

Item	Count
Number of Farms	520
Land in Farms	32,743 Acres
Average Farm Size	63 Acres
Median Farm Size	22 Acres
Irrigated Land	2,415 Acres
Total Cropland	19,572 Acres
Harvested Cropland	15,616 Acres



Approved:



USDA AG CENSUS 2022

Item	County Total	Per Farm
Market Value – Land & Buildings	N/A	\$696,713
Market Value – Machinery & Equipment	\$57,116,000	\$109,838
Market Value – Ag Products Sold	\$103,390,000	\$198,827
Income – Farm Related Sources	\$6,695,000	N/A
Farm Production Expenses	\$94,789,000	\$182,286
Net Cash Farm Income of Operations	\$24,975,000	\$48,029

2017 VS 2022 USDA AG CENSUS

Item	2017	2022
Number of Farms	455	520
Land in Farms	41,099 acres	32,743 acres
Median Size of Farm	26 acres	22 acres
Total Cropland	25,029 acres	19,572 acres
Total Harvested Cropland	18,597 acres	15,616
Cattle & Calves – Farms	111	96
Hogs & Pigs – Farms	11	22
Sheep & Lambs – Farms	36	23
Layers – Farms	97	79

Approved:

2017 VS 2022 USDA AG CENSUS

Item	2017	2022
Total Market Value – Machinery & Equipment	\$43,760,000	\$57,116,000
Per Farm Market Value – Land & Buildings	\$700,622	\$696,713
Per Acre Market Value – Land & Buildings	\$7,756	\$11,065
Total Market Value – Ag Products Sold	\$67,241,000	\$103,390,000
Total Farm Production Expenses	\$58,286,000	\$94,789,000
Total Net Cash Farm Income of Operations	\$15,429,000	\$24,975,000

Estimated Market Value – Land & Buildings

"Report the best estimate of the current market value of land and buildings **OWNED, RENTED FROM OTHERS on this operation, and RENTED OR LEASED TO OTHERS**. Frequently, the value of land and buildings must be estimated by the operator. This is especially true when reporting the market values of land and buildings rented from others. A real estate tax assessment value should not be used unless that value represents the current market value of the land and buildings. Do not deduct real estate marketing charges from your estimate.

Include the value of the operator's dwelling if part of this operation. Include the value of farm buildings and dwellings used by laborers, fruit packing and vegetable sheds, etc., that are used to prepare products of the farm for marketing.

Exclude major agricultural manufacturing or processing plants, such as cotton gins or sugar mills, and institutional or other associated buildings used for nonagricultural purposes, such as hospitals, dormitories, stores, filling stations, factories, etc. Also, exclude residential real estate and old farmstead houses that remain on a farm property but are now rented to persons not associated with the farm business."



Buncombe County

Item	2017	2022
Number of Farms	1,073	1,074
Land in Farms	72,284 acres	78,245 acres
Avg Size / Med Size	67 acres / 28 acres	73 acres / 25 acres
Market Value – Land & Buildings Per Farm	\$670,235	\$859,797
Market Value – Land & Buildings Per Acre	\$9,949	\$11,802
Market Value– Machinery & Equipment Per Farm	\$55,669	\$67,823
Total Market Value – Machinery & Equipment	\$59,733,000	\$72,842,000
Total Market Value – Ag Products Sold	\$48,013,000	\$35,526,000

Approved:

Haywood County

Item	2017	2022
Number of Farms	541	567
Land in Farms	52,244 acres	49,288 acres
Avg Size / Med Size	97 acres / 35 acres	87 acres / 30 acres
Market Value – Land & Buildings Per Farm	\$623,971	\$699,393
Market Value – Land & Buildings Per Acre	\$6,461	\$8,046
Market Value- Machinery & Equipment Per Farm	\$61,440	\$60,757
Total Market Value – Machinery & Equipment	\$33,239,000	\$34,450,000
Total Market Value – Ag Products Sold	\$18,160,000	\$18,664,000

Madison County

Item	2017	2022
Number of Farms	639	535
Land in Farms	56,761 acres	42,763
Avg Size / Med Size	89 acres / 49 acres	80 acres / 43 acres
Market Value – Land & Buildings Per Farm	\$440,456	\$583,053
Market Value – Land & Buildings Per Acre	\$4,959	\$7,294
Market Value- Machinery & Equipment Per Farm	\$34,914	\$51,402
Total Market Value – Machinery & Equipment	\$22,310,000	\$27,500,000
Total Market Value – Ag Products Sold	\$4,975,000	\$5,070,000

2022 USDA AG CENSUS

NEW & BEGINNING PRODUCERS*



273 Farms



450 New or Beginning Producers



9,456 Acres in Farms



82 Young Producers**

The average age of producers is **58 years old**



*10 years or less on any farm
**Under 35 years old



Approved:



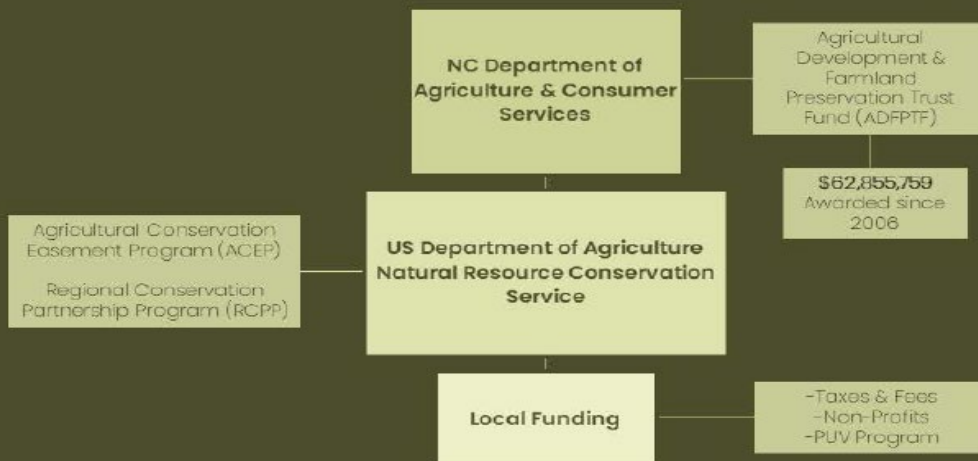
PURCHASE OF AGRICULTURAL CONSERVATION EASEMENTS (PACE)

Permanently protect farmland and ranchland from non-farm development. PACE programs pay property owners to sell agricultural conservation easements to a government agency or qualified private conservation organization.

- Voluntary, incentive-based program
- Binding agreement recorded at Register of Deeds
- Provides an alternative to restrictive land use
- Property remains in private ownership
- Reduces conflict between agricultural uses and other uses
- Preserves agricultural land for future generations
- Allows land to remain in Present-Use Value



FUNDING SOURCES



Approved:



NC AG & FARMLAND TRUST FUND

The ADFP Trust Fund supports North Carolina's agricultural economy by providing grants to county governments and non-profit organizations for conservation easements, agricultural development projects, and agricultural plans.

These grants remove the development rights from the property and provide funds for other costs associated with the recording of the conservation easement. If awarded a grant in which there are funds for the easement purchase value, landowners will be compensated for a portion of the development rights.

All properties subject to these agricultural conservation easements remain in private ownership. If the property is sold or inherited, the terms and conditions of the conservation easement move with the land to the new owner.



CONSERVATION EASEMENTS FUNDED BY ADFP TRUST FUND



- 33,936+ Acres
- 222+ Conservation Easements
 - 212 Perpetual
- 54 out of 100 Counties

Approved:

NC ADFPTF EASEMENTS IN HENDERSON COUNTY



Project Name: Plumlea Family Associates, LLC (2019)

Grantee: Conserving Carolina

Easement Size: 22.69 acres

Location: Hoopers Creek/Fletcher

Award Amount: \$101,188



Project Name: Plumlea Farm Phase II (2023)

Grantee: Conserving Carolina

Easement Size: 181.56

Location: Hoopers Creek/Fletcher

Award Amount: \$500,000

NC ADFPTF EASEMENTS IN HENDERSON COUNTY



Project Name: Brown Farm on Line Creek (2018)

Grantee: Conserving Carolina

Easement Size: 71.34 acres

Location: Mills River/Buncombe-Henderson County Line

Award Amount: \$327,250



Project Name: Skybrook Farm

Grantee: Conserving Carolina

Easement Size: 50 acres

Location: Horse Shoe

Award Amount: \$259,245



Statewide General Appropriations Agricultural Projects & Plans – Henderson County



2008

- Henderson County Agricultural Advisory Board
 - Funding for this project will be used for a cold storage facility for apple producers. This will enable farmers to extend the shelf life of their produce and increase profitability
 - \$300,000
- Henderson County Soil and Water Conservation District
 - Henderson County will develop a county wide Agricultural Development and Farmland Protection Plan.
 - \$22,500

2012

- Henderson County Farm Fresh (\$64,000)

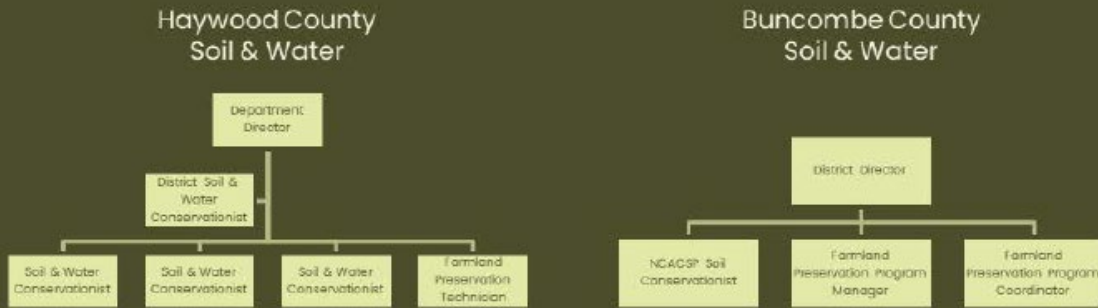
2014

- No Fruit Left Behind (\$60,000)

Approved:

HAYWOOD & BUNCOMBE COUNTY

Haywood and Buncombe Counties both have **Farmland Preservation Programs** featuring an Agricultural Conservation Easement Program. Most of these easements are funded through the **ADFPTF** and are administered through their respective **Soil and Water Conservation Districts**.



HAYWOOD & BUNCOMBE COUNTY

Since 2009:

Haywood County	Buncombe County
2,248 acres	1,780 acres
\$4,409,647	\$5,032,326

Awarded through NC ADFPTF!



STEPS TO EASEMENT ACQUISITION



Approved:

Vice-Chair Edney shared information about the complexity of conservation easements in relation to farmland preservation. He wanted to ensure that landowners knew what they were getting into with the give-and-take of such easements.

Kiren Roe with Conserving Carolina, said, “When talking about farmland preservation, we are talking about conservation easements.” Conservation easements are essentially legal agreements between a landowner and the agency that holds the easement. He said participation in this program is voluntary, and it is the landowners who want to participate. He said every easement is tailored to the property and to the desires of the landowners. Nothing can happen without the cooperation of the landowner.

Vice-Chair Edney said if conservation easements are encouraged at the county level, people need to know exactly what requirements, clauses, and conditions the easements may contain. Edney said he would like more information on the environmental clauses.

Chairman McCall said the Board had a couple of options that had been discussed on how to move forward. The county could hire an expert consultant to study the matter and make a recommendation to the Board. Another option would be for the county to develop its own task force to study the matter and bring a recommendation to the Board.

Commissioner Hill said he liked the task force option and proposed a hybrid option that includes the county’s task force managing and working with a consultant.

Commissioner Lapsley supports the hybrid option and would like this done as soon as possible, including a target date for the recommendation to be brought back to the Board.

Chairman McCall shared her recommendations of who would serve on the task force. Those recommendations included two commissioners, county staff, representatives from Soil and Water, NC Cooperative Extension, AgHC, Farm Bureau, Conserving Carolina, and a few individuals not associated with the groups mentioned. The first assigned task would be to put the team together and hold the first meeting.

Commissioner Hill and Chairman McCall volunteered to act as the commissioner representatives and directed John Mitchell to assign the appropriate staff to the task force. McCall urged community members who would like to participate in the task force to contact the clerk to the Board for an application.

After discussion, Commissioner Lapsley made a motion that the Board proceed in the manner described by the Chair to assemble a Farmland Preservation Task Force. The task force will report back to the Board in 90 days with its preliminary report. All voted in favor, and the motion carried.

Recreation Update

Parks and Recreation Department Director Bruce Gilliam provided an overview of the facilities needed to support youth sports programs.

Approved:



Parks and Recreation staff have seen as many as 120 geese at one time on the fields at Jackson Park. The geese are eating the grass seed, making the fields unsuitable for team practices. Practices have temporarily been moved to the fields at county schools.

Approved:

Program Name	Start Date	Ages	Grades	Max	Currently
<input type="checkbox"/> 01055 - Sprouts Soccer 10:30 AM - 11:30 AM(3-5 yrs old)	4/6/2024	3 - 5		25	25 Full 8
<input type="checkbox"/> 01055 - Sprouts Soccer 9:00 AM - 10:00 AM(3-5 yrs old)	4/6/2024	3 - 5		25	25 Full 8
<input type="checkbox"/> 01056 - Co-ed 1st Grade '24 Spring Youth Soccer	3/30/2024		1	100	105 Full 3
<input type="checkbox"/> 01056 - Co-ed Kindergarten '24 Spring Youth Soccer	3/30/2024		K	72	77 Full 3
<input type="checkbox"/> 01057 - Boys 2nd and 3rd Grade '24 Spring Youth Soccer	3/30/2024		2 - 3	144	136
<input type="checkbox"/> 01057 - Girls 2nd and 3rd Grade '24 Spring Youth Soccer	3/30/2024		2 - 3	72	70
<input type="checkbox"/> 01058 - Boys 4th and 5th Grade Spring '24 Youth Soccer	3/30/2024		4 - 5	95	97 Full 10
<input type="checkbox"/> 01058 - Girls 4th and 5th Grade Spring '24 Youth Soccer	3/30/2024		4 - 5	84	84 Full 3
<input type="checkbox"/> 01061 - Boys 6,7,and 8th Grade '24 Spring Youth Soccer	3/30/2024		6 - 8	n/a	57

Fall '23 -
Numbers
HCPRD- 581

Spring'24 -
Numbers
HCPRD -717



This Photo by Unknown Author is licensed under CC BY-SA-NC



This Photo by Unknown Author is licensed under CC BY-NC-ND



This Photo by Unknown Author is licensed under CC BY



Increased participation has led to Higher Numbers in HCPRD.

Approved:



High Schools – 4 Supervisors
6:00 pm –9:00pm
2-3 times per week



**Spring 2024
AAC Turf Field**

**4 Rec teams
2 hours only:**

Jenkins/Nealy Coed 1st						
	A	B	C	D	E	F
1				AAC Turf Field #1		
2	Time	Monday	Tuesday	Wednesday	Thursday	Friday
3	4:00pm					
4	4:30pm					
5	5:00pm			2/3 Grade Boys		
6	5:30pm			2/3 Grade Boys		
7	6:00pm			Coed 1st		
8	6:30pm			Coed 1st		
9	7:00pm					
10	7:30pm					
11						
12						
13						
14						
15						
16						
17						
18						
19						
20						
21						
22						
23						
24						
25						
26						
27						
28						
29						
30						
31						
32						
33						
34						
35						
36						
37						
38						
39						
40						
41						
42						
43						
44						
45						
46						
47						
48						
49						
50						
51						
52						
53						
54						
55						
56						
57						
58						
59						
60						
61						
62						
63						
64						
65						
66						
67						
68						
69						
70						
71						
72						
73						
74						
75						
76						
77						
78						
79						
80						
81						
82						
83						
84						
85						
86						
87						
88						
89						
90						
91						
92						
93						
94						
95						
96						
97						
98						
99						
100						

Approved:

NOMINATIONS AND APPOINTMENTS

1. Animal Services Committee – 3 vacs.

There were no nominations, and this item was carried to the next meeting.

2. Henderson County Board of Equalization and Review – 3 vacs.

Commissioner Andreotta made the motion to nominate Joseph Sherman for reappointment to position #3 and Willard Fishburne to position #5 for a special term of one year on the Henderson County Board of Equalization and Review. All voted in favor, and the motion carried.

3. Henderson County Rail Trail Advisory Committee – 1 vac.

There were no nominations, and this item was carried to the next meeting.

4. Hendersonville City Zoning Board of Adjustment – 1 vac.

There were no nominations, and this item was carried to the next meeting.

5. Hendersonville Planning Board – 1 vac.

Chairman McCall made the motion to nominate Chauncey Whiting for appointment to position #1 on the Hendersonville Planning Board. All voted in favor, and the motion carried.

6. Home and Community Care Block Grant Advisory Committee – 1 vac.

There were no nominations, and this item was carried to the next meeting.

7. Laurel Park Planning Board – 1 vac.

There were no nominations, and this item was carried to the next meeting.

8. Laurel Park Zoning Board of Adjustment – 1 vac.

There were no nominations, and this item was carried to the next meeting.

9. Nursing/Adult Care Home Community Advisory Committee – 10 vacs.

Chairman McCall nominated Carolyn Dozier for appointment to position #11 on the Nursing/Adult Care Home Community Advisory Committee. All voted in favor, and the motion carried.

COMMISSIONER UPDATES

Commissioner Hill reminded everyone that tomorrow was election day and encouraged everyone to get out to “exercise their most precious civic duty” and cast their votes. He said everyone should take this right with the seriousness it deserves.

Commissioner Andreotta agreed that voting is a precious and sacred right. He said he had the privilege of attending a ribbon-cutting earlier in the day at Advent Health for their new Adolescent Behavioral Health Unit. He said while it is sad there is a need for this service in our county, our community is rich with healthcare, and Advent Health is meeting a critical need.

Commissioner Lapsley had nothing to report.

Approved:

Vice-Chair Edney shared that the county had lost an area high school student last week in an automobile accident and offered his thoughts and prayers to the family for their tragic loss.

Chairman McCall noted that “We Are Hope” week is coming up. This is a very special week for her because middle and high school students sign a pledge to be substance-free. She said it is only by prevention that we will stop the horrible addiction of drug abuse that has taken hold of so many in our area.

McCall shared that yesterday she had the honor of attending the Arrow of Light Ceremony with scouts from the Daniel Boone Council, the ceremony is for scouts to move up into the scouting program to work toward their Eagle Scout. In closing, Chairman McCall said that East Henderson High School, round three of the State 3A West Division Playoffs, will be played at the Eagles’ home court tomorrow night. McCall said she would spend her 47th wedding anniversary tomorrow night at the Eagles game cheering for the team.

COUNTY MANAGER’S REPORT

John Mitchell reported the lighting project at the Fireman Training facility had been completed, he congratulated Emergency Services Director Jimmy Brissie, and thanked Chairman McCall, who helped with her extensive background in the lighting industry.

Mithell said there was an extensive search and rescue event in the county last week, and there had been a tremendous outpouring of support from the region. Over 50 agencies and 200 individuals aided in the search operation. He wanted to thank everyone who had given their time and effort publicly.

In closing, Mitchell highlighted that this month’s tax collectors' report had shown that the tax office had reached the milestone of 98% collection as of this month.

Commissioner Edney made the motion to go into closed session pursuant to N.C. Gen. Stat. §143-318.11(a)(3). All voted in favor, and the motion carried.

CLOSED SESSION

Commissioner Edney made the motion to go out of closed session and adjourn the meeting at 8:56 pm. All voted in favor, and the motion carried.

ADJOURN

Denisa A. Lauffer, Clerk to the Board

Rebecca McCall, Chairman

Approved: