

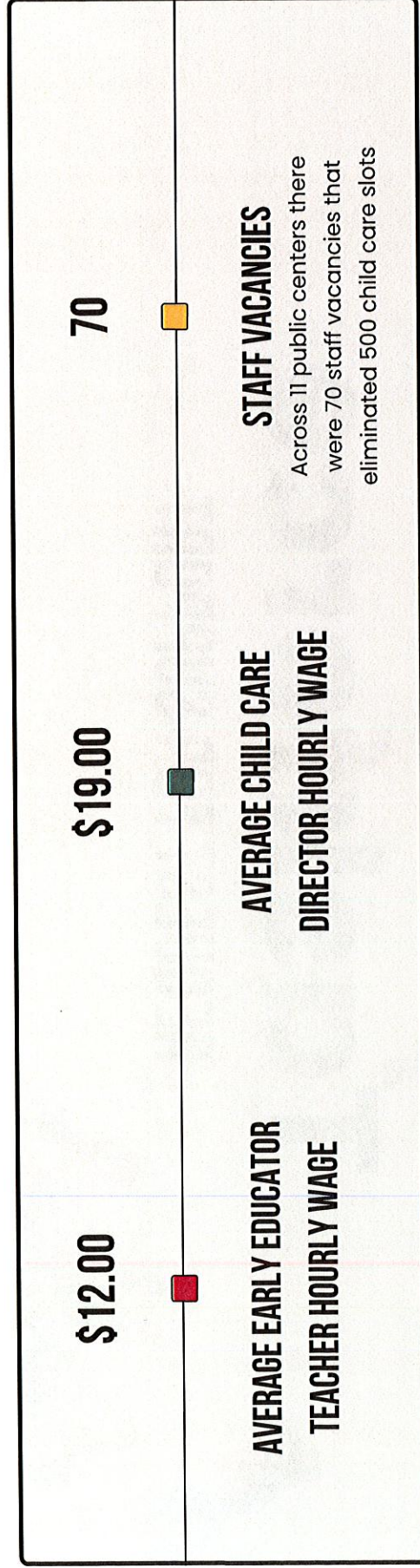
Early Childhood Taskforce

...

REQUEST FOR SUPPORT



STAFFING CHALLENGES



When all occupations are ranked by annual pay, child care workers remain nearly at the bottom percentile-- **98% of occupations are paid more than the child care workforce.**

- THE 2018 EARLY CHILDHOOD WORKFORCE INDEX

AVAILABILITY OF CARE

6,275

Children under
the age of 6

20%


The number of children
0-5 in licensed child care
centers

1100

of babies born in
Henderson County
each year

74


of existing
infant slots



Research on early care and
education programs finds that
\$1 in spending generates \$8.60
in economic activity.

AFFORDABILITY

According to the US DHHS, child care is affordable if it costs no more than 7% of a family's income.



MEDIAN HOUSEHOLD INCOME: \$58,928

Market rate for a 3 year old is \$698/month (\$8,376 a year)

14% of the median household income.

WITH 2 CHILDREN AND 2 CAREGIVERS MAKING MEDIAN INCOME :

Income: \$60,080

Childcare: \$16,152/yr

27% of their income spent on childcare

ADDRESSING THE CRISIS

The data we have to date and what's next

COMMUNITY NEEDS
ASSESSMENT

CHILD CARE DEMAND
STUDY

SPEAK OUT FOR KIDS -
TASKFORCE FORMED

WHOLE COMMUNITY APPROACH TO ADDRESSING CHILD CARE-
THE BUSINESS OF CHILD CARE CONSULTANT

Community Child Care Opportunities Assessment

Gain an understanding of opportunities for child care and determine the desired outcomes for the community.

Within 90 Days of Kickoff

New Child Care Capacity

Strategic approach to fill gaps and prepare for future growth and need.

Within 10-18 Months

Existing Child Care Support

Ensuring existing child care businesses feel recognized and supported is key to retention over the long-term!

Within 6 Months

Today

Local community recognizes there is an opportunity to better support child care in their local community.

Roadmap of Outcomes

WHOLE COMMUNITY APPROACH

An intentional process to define better outcomes for childcare in Henderson County

Investment: \$11,600

**50% committed from the Community
Foundation of Henderson County**

LISTENING SESSIONS

INVOLVING:
BUSINESSES
LOCAL GOVERNMENT
EDUCATION
CHILD CARE PROVIDERS

**IDENTIFY SHARED
OUTCOMES/OPPORTUNITIES**

ACTIVATION PLAN

INCLUDES:
FINANCIALS
BEGINNING STEPS
TURNKEY SOLUTIONS
TAILORED TO HENDERSON COUNTY

