

## MINUTES

STATE OF NORTH CAROLINA  
COUNTY OF HENDERSON

BOARD OF COMMISSIONERS  
WEDNESDAY, JANUARY 15, 2020

The Henderson County Board of Commissioners met for a regularly scheduled meeting (Budget Workshop) at 9:30 a.m. in the Commissioners' Meeting Room of the Historic Courthouse on Main Street, Hendersonville.

Those present were: Commissioner Mike Edney, Chairman Grady Hawkins, Commissioner Rebecca McCall, Commissioner Charlie Messer, Vice-Chairman William Lapsley, County Manager Steve Wyatt, Assistant County Manager Amy Brantley, Attorney Russ Burrell and Clerk to the Board Teresa Wilson.

Also present were: Finance Director Samantha Reynolds, Director of Business and Community Development John Mitchell, Engineer Marcus Jones, Sheriff Lowell Griffin, HCSO Account Technician Lisa Ward, Public Health Director Steve Smith, Code Enforcement Director Toby Linville, IT Director Mark Seelenbacher, Environmental Health Supervisor Seth Swift, Chief Deputy Vanesa Gilbert, Emergency Management/Rescue Coordinator Jimmy Brissie, Planning Director Autumn Radcliff, Planner Janna Peterson, Library Director Trina Rushing, Construction Manager David Berry, Social Services Director Jerrie McFalls, Tax Office Administrative Assistant Jennifer Miranda, Parks and Recreation Director Carleen Dixon, DSS Program Administrator Social Work Kevin Marino, DSS Administrative Officer Joe Maxey, Registrar of Deeds Lee King, Wellness Manager Jamie Gibbs, Building Services Director Crystal Lyda, EMS Director Mike Barnett, Assistant County Assessor Kevin Hensley, Major Steve Carter, Soil and Water Conservation Director Jonathan Wallin, Tax Administrator Darlene Burgess, Budget Analyst Sonya Flynn, Project Engineer Natalie Berry, Central Services Supervisor Jerry Tucker, PIO Kathy Finotti – videotaping, Master Deputy Carl Greco as security.

### CALL TO ORDER/WELCOME

Chairman Hawkins called the meeting to order and welcomed all in attendance.

### INVOCATION

The invocation was provided by John Mason of Main Street Baptist Church.

### PLEDGE OF ALLEGIANCE

The Pledge of Allegiance to the American Flag was led by Chairman Hawkins.

### DISCUSSION/ADJUSTMENT OF CONSENT AGENDA

*Chairman Hawkins made the motion to approve Consent Agenda as presented. All voted in favor and the motion carried.*

CONSENT AGENDA consisted of the following:

#### **Minutes**

Draft minutes were presented for board review and approval of the following meeting(s):

January 6, 2020 - Regularly Scheduled Meeting

Motion:

*I move the Board approves the minutes of January 6, 2020.*

#### **2020.14 Budget Amendment – Nursing/Adult Care Home Advisory Committee**

At the January 6, 2020 meeting, there was a presentation by Donald Streb, Chairman of the Nursing/Adult Care Home Community Advisory Committee, regarding the activities of the Committee during 2019. Mr. Streb briefly discussed the need for additional funds, to carry out the work the Committee is doing. The Board is requested to allocate an additional \$500 for Committee expenses during the remainder of FY2020.

DATE APPROVED: February 3, 2020

Motion:

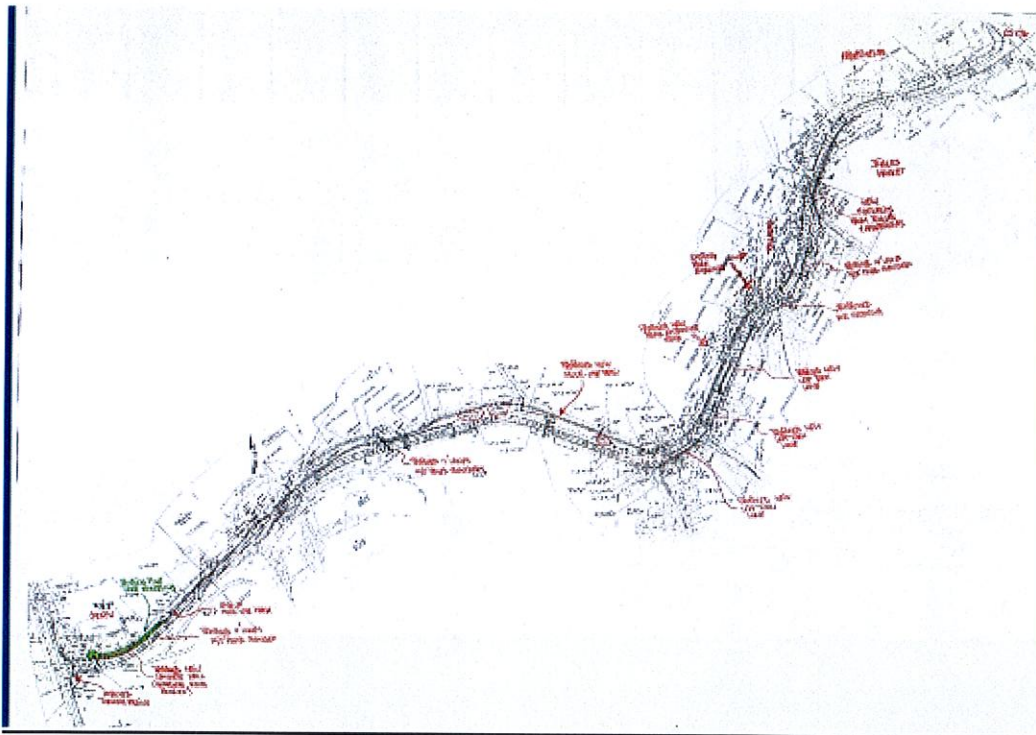
*I move the Board approves the budget amendment as presented.*

**DISCUSSION/ADJUSTMENT OF DISCUSSION AGENDA**

*Chairman Hawkins made the motion to adopt the discussion agenda as presented. All voted in favor and the motion carried.*

**HIGHLAND LAKE ROAD PROJECT UPDATE**

Vice-Chairman Bill Lapsley updated the Board on the current status of the Highland Lake Road Project.



Commissioner Lapsley stated this project has been in the works for a number of years, originally brought forth in 2011-2012. After going through the process of the Henderson County Transportation Advisory Committee (TAC) and the French Broad MPO (FBMPO), it continued to NCDOT and was approved for funding. After funding additional details were received by NCDOT from two public hearings, changes were made, and the project continued. There was much interest, concern and some objections by citizens. The recent election of three council member positions in Flat Rock and appointment of a new Mayor held much interest in this project. Mayor Weedman and the Flat Rock Council took a position after being sworn in to kill the project with a Resolution and forwarded the Resolution to the FBMPO. Commissioner Lapsley and Commissioner McCall, as members of the FBMPO, will be called on to vote at their next meeting. The Henderson County TAC held a meeting this week to discuss this project, and Council member Anne Coletta shared the Council's view of the project.

The issues raised by Coletta were:

- 1) Concern of speeding if the grade of Railroad was changed.
- 2) Left hand turn lanes are not necessary.
- 3) The proposed multi-use path is an unnecessary feature and will invite outside people into the park and remove valuable trees.
- 4) The improvement requires widening which will require a loss of pine trees beside the church.
- 5) Concern of onsite septic system of church. (NCDOT has proved the septic system will be okay)

- 6) Concern about the aesthetic value of the church site with tree removal. (NCDOT has agreed to put up a retaining wall at the church above the sidewalk for a visual barrier and safety barrier.

The Henderson County TAC met and voted on a motion by Anne Coletta to kill the project. Nine (9) members of eleven (11) were present. The motion failed 1-8. Henderson County TAC supports continuation of the project.

Chairman Hawkins stated this Board is very aware of the Village of Flat Rock's desires. We have received many calls, letters, and emails. The number of Flat Rock residents using that road is just under 4000, however another 113,000 citizens use that road to get to Flat Rock Playhouse and the Carl Sandburg Home. This project is much different than the Balfour Parkway project which would have created a new road with loss of homes and businesses.

Commissioner McCall stated over 6700 vehicles travel Highland Lake Road daily.

Commissioner Edney said the Board of Commissioners respect the Village of Flat Rock and their desires, but the Board of Commissioners represents the entire County.

*Commissioner Lapsley made the motion that the Board of Commissioners supports continuation of the Highland Lake Road project by NCDOT. All voted in favor and the motion carried.*

#### **MSD Joint Venture Update**

Commissioner Messer stated the MSD Joint Venture is moving along with a public hearing to be held in May or June, and hopes of becoming effective July 1, 2020.

#### **Predictions**



LSU beat Clemson 42-25 for the Title, as predicted by Michael Edney, Grady Hawkins and Charlie Messer.

#### **BUDGET WORKSHOP**

Steve Wyatt noted 75 years ago today his dad was fighting at Manila. Two-hundred and thirty nine years ago Friday, the British were chasing patriots through South Carolina. General Morgan let them catch him in Cowpens. It was a high Patriot victory.

#### **FY 2019-2020 Financial Update**

This is the first year of Evaluation and the four-year plan.

FY 2019-2020 Expenditures

FY 2019-2020 County Expenditures

County Department	BOC Adopted	Revisions (as of 12.31.19)	Total Revised Budget	\$ Expended (as of 12.31.19)	% Expended (as of 12.31.19)
Governing Body	\$464,326	\$0	\$464,326	\$201,466	43.4%
Dues & Non-Profits	\$537,634	\$0	\$537,634	\$278,793	51.9%
County Administration	\$1,045,096	\$0	\$1,045,096	\$433,614	41.5%
Human Resources	\$825,428	\$0	\$825,428	\$405,645	49.1%
Elections	\$1,001,027	(\$2,650)	\$998,377	\$303,534	30.4%
Finance	\$927,743	\$0	\$927,743	\$456,877	49.2%
Assessor	\$1,894,443	\$0	\$1,894,443	\$754,808	39.8%
Tax Collections	\$503,680	\$0	\$503,680	\$228,432	45.4%
Legal	\$806,959	\$0	\$806,959	\$400,334	49.6%
Register of Deeds	\$571,282	\$0	\$571,282	\$244,094	42.7%
Facility Services & Garage	\$5,551,884	\$12,514	\$5,564,398	\$2,038,864	36.6%
Court Facilities	\$153,000	\$0	\$153,000	\$66,035	43.2%
Information Technology	\$3,459,573	\$5,650	\$3,465,223	\$1,384,690	40.0%

FY 2019-2020 County Expenditures

County Department	BOC Adopted	Revisions (as of 12.31.19)	Total Revised Budget	\$ Expended (as of 12.31.19)	% Expended (as of 12.31.19)
Sheriff	\$18,028,812	\$154,664	\$18,183,476	\$8,217,526	45.2%
Detention Facility	\$5,343,720	\$0	\$5,343,720	\$2,426,430	45.4%
Emergency Management	\$500,472	\$244,645	\$745,117	\$371,542	49.9%
Fire Marshal	\$760,650	\$0	\$760,650	\$230,695	30.3%
Building Services	\$1,107,001	\$0	\$1,107,001	\$535,928	48.4%
Wellness Clinic	\$1,083,985	\$0	\$1,083,985	\$464,227	42.8%
Emergency Medical Services	\$6,927,894	\$1,420	\$6,929,314	\$3,800,224	54.8%
Animal Services	\$706,302	\$0	\$706,302	\$331,669	47.0%
Rescue Squad	\$281,360	\$0	\$281,360	\$142,994	50.8%
Forestry Services	\$58,046	\$0	\$58,046	\$12,139	20.9%
Soil & Water Conservation	\$365,033	\$200,000	\$565,033	\$210,753	37.3%
Planning	\$659,991	\$0	\$659,991	\$292,069	44.3%
Code Enforcement	\$297,576	\$0	\$297,576	\$134,885	45.3%

Emergency Medical Services revisions are due to the purchase of three (3) ambulances.

### FY 2019-2020 County Expenditures

County Department	BOC Adopted	Revisions (as of 12.31.19)	Total Revised Budget	\$ Expended (as of 12.31.19)	% Expended (as of 12.31.19)
Heritage Museum	\$100,000	\$0	\$100,000	\$58,333	58.3%
Cooperative Extension	\$446,916	\$21,433	\$468,349	\$232,114	49.6%
Project Management	\$432,696	\$0	\$432,696	\$207,986	48.1%
Economic Development	\$1,379,138	\$111,087	\$1,490,225	\$507,817	34.1%
AgriBusiness Henderson County	\$157,870	\$0	\$157,870	\$92,586	58.6%
Public Health	\$7,953,109	\$189,254	\$8,142,363	\$3,530,999	43.4%
Environmental Health	\$1,339,998	\$0	\$1,339,998	\$610,505	45.6%
Home & Community Care Grant	\$792,453	\$0	\$792,453	\$239,911	30.3%
Medical Services	\$60,000	\$0	\$60,000	\$24,250	40.4%
Mental Health	\$528,612	\$0	\$528,612	\$396,459	75.0%
ROAP (Rural Operating Assistance)	\$196,095	\$0	\$196,095	\$0	0.0%
Social Services	\$14,243,223	\$0	\$14,243,223	\$6,673,953	46.9%
DSS – Federal & State	\$4,127,233	\$243,313	\$4,370,546	\$1,360,136	31.1%

ROAP (Rural Operating Assistance) 0.0% expended is due to grant funds not yet released.

### FY 2019-2020 County Expenditures

County Department	BOC Adopted	Revisions (as of 12.31.19)	Total Revised Budget	\$ Expended (as of 12.31.19)	% Expended (as of 12.31.19)
DSS – General Assistance	\$100,000	\$0	\$100,000	\$29,743	29.7%
Juvenile Justice Grant	\$218,745	\$0	\$218,745	\$107,674	49.2%
Veteran’s Services	\$48,652	\$0	\$48,652	\$24,317	50.0%
Public Library	\$3,261,328	\$87,623	\$3,348,951	\$1,611,028	48.1%
Recreation	\$2,180,631	\$11,826	\$2,192,457	\$981,850	44.8%
County Debt Service	\$5,747,074	\$0	\$5,747,074	\$3,626,032	63.1%
Non-Departmental	\$360,000	\$2,434,343	\$2,794,343	\$1,097,381	39.3%
Transfers to Other Funds	\$2,345,719	\$0	\$2,345,719	\$1,172,860	50.0%
<b>TOTAL</b>	<b>\$99,882,409</b>	<b>\$3,715,122</b>	<b>\$103,597,531</b>	<b>\$46,954,205</b>	<b>45.3%</b>

### FY 2019-2020 County Expenditures

County Department	BOC Adopted	Revisions (as of 12.31.19)	Total Revised Budget	\$ Expended (as of 12.31.19)	% Expended (as of 12.31.19)
<b>HC Public School System</b>					
Current Expense	\$29,828,000	\$0	\$29,828,000	\$17,896,800	60.0%
Debt Service	\$10,897,246	\$0	\$10,897,246	\$4,944,962	45.4%
MRTS	\$4,670,760	\$0	\$4,670,760	\$2,335,380	50.0%
<b>TOTAL</b>	<b>\$45,396,006</b>	<b>\$0</b>	<b>\$45,396,006</b>	<b>\$25,177,142</b>	<b>55.5%</b>

### FY 2019-2020 County Expenditures

Blue Ridge Community College					
Current Expense	\$4,298,181	\$0	\$4,298,181	\$2,507,272	58.3%
Debt Service	\$1,888,219	\$0	\$1,888,219	\$1,669,033	88.4%
MRTS	\$3,113,840	\$0	\$3,113,840	\$1,556,920	50.0%
<b>TOTAL</b>	<b>\$9,300,240</b>	<b>\$0</b>	<b>\$9,300,240</b>	<b>\$5,733,225</b>	<b>61.6%</b>

### FY 2019-2020 Total Expenditures

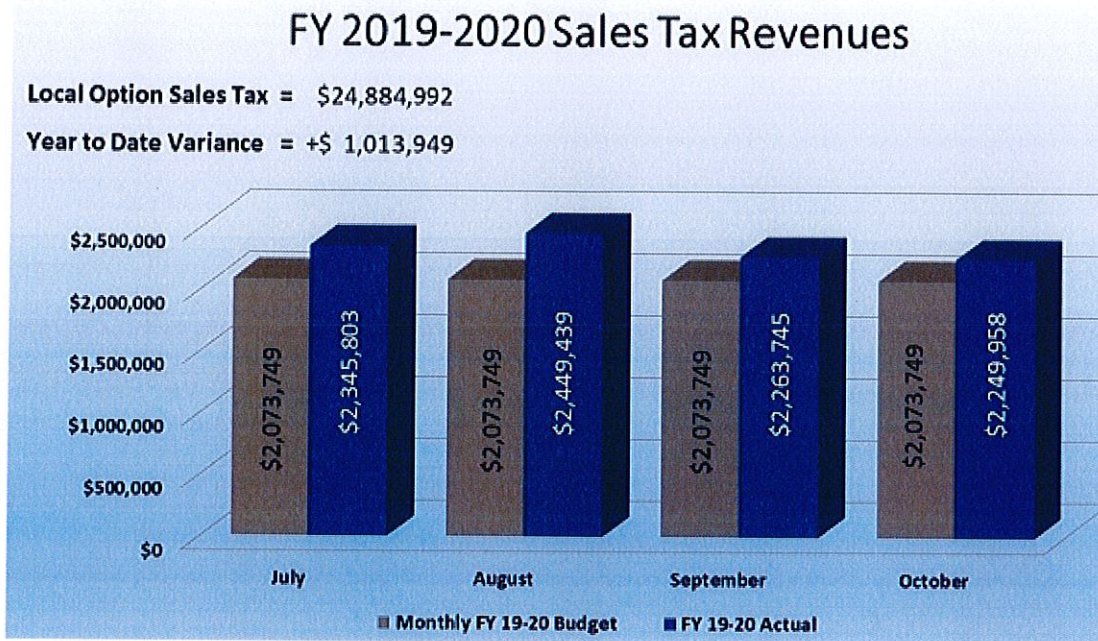
	BOC Adopted	Revisions (As of 12.31.19)	Total Revised Budget	\$ Expended (As of 12.31.19)	% Expended (As of 12.31.19)
<b>GENERAL FUND TOTAL</b>	<b>\$154,578,655</b>	<b>\$3,715,122</b>	<b>\$158,293,777</b>	<b>\$77,864,572</b>	<b>49.2%</b>

### FY 2019-2020 Revenues

### FY 2019-2020 Total Revenues

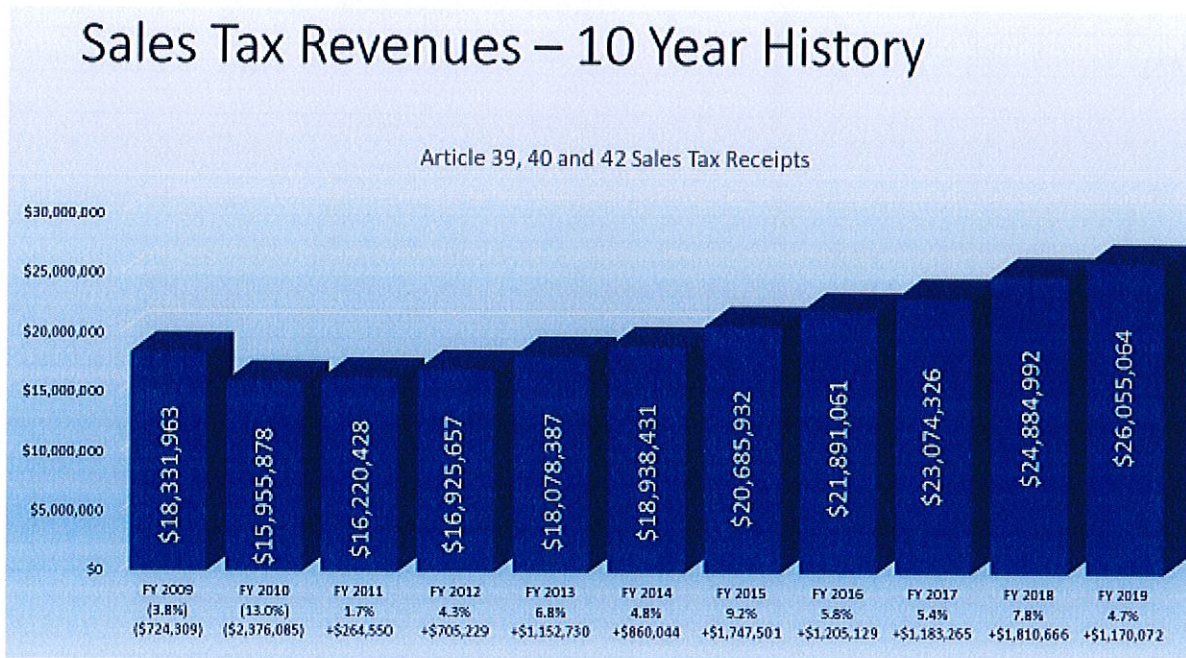
	BOC Adopted	Revisions (As of 12.31.19)	Total Revised Budget	\$ Received (As of 12.31.19)	% Received (As of 12.31.19)
Ad Valorem Taxes – Current Year	\$86,093,532	\$0	\$86,093,532	\$71,792,274	83.4%
Ad Valorem Taxes – Prior Years	\$1,035,000	\$0	\$1,035,000	\$638,498	61.7%
Local Option Sales Taxes	\$24,884,992	\$0	\$24,884,992	\$9,308,945	37.4%
Other Taxes and Licenses	\$1,211,000	\$2,434,343	\$3,645,343	\$1,852,938	50.8%
Unrestricted Intergovernmental	\$38,000	\$0	\$38,000	\$4,539	11.9%
Restricted Intergovernmental	\$15,607,588	\$726,138	\$16,333,726	\$5,619,838	34.4%
Permits and Fees	\$1,568,400	\$0	\$1,568,400	\$919,941	58.7%
Sales and Services	\$7,671,396	\$0	\$7,671,396	\$4,121,282	53.7%
Investment Earnings	\$500,000	\$0	\$500,000	\$641,626	128.3%
Other Revenues	\$1,156,507	\$125,395	\$1,281,902	\$827,543	64.6%
Transfers from Other Funds	\$1,353,960	\$0	\$1,353,960	\$576,980	42.6%
<b>General Fund Revenues</b>	<b>\$141,120,375</b>	<b>\$3,285,876</b>	<b>\$144,406,251</b>	<b>\$96,304,404</b>	<b>66.7%</b>
Fund Balance Appropriated	\$13,458,280	\$429,246	\$13,887,526	\$0	0.0%
<b>Total General Fund Revenues</b>	<b>\$154,578,655</b>	<b>\$3,715,122</b>	<b>\$158,293,777</b>	<b>\$96,304,404</b>	<b>60.8%</b>

Local Option Sales Tax Revenues run three (3) months behind.



Grey indicates the need – Blue indicates received

### FY 2019-2020 Sales Tax Collections



**Capital Reserve Fund**

Capital Reserve Fund Established in FY 2007		Deposit/Appropriation	Running Balance
FY 2007	Deposit - Sale of Land Development Building	\$1,337,195	\$1,337,195
FY 2008	Deposit - Transfer from General Fund	\$1,400,000	\$2,737,195
FY 2009	Appropriation - Detention Center Generator	(\$300,000)	\$2,437,195
FY 2010	Deposit - Transfer from General Fund	\$772,677	\$3,209,872
	Appropriation - Compressed Natural Gas Project	(\$35,000)	\$3,174,872
FY 2011	Appropriation - Parks and Recreation Projects	(\$156,249)	\$3,018,623
	Appropriation - Tuxedo Mill Demolition	(\$143,324)	\$2,875,299
	Appropriation - Law Enforcement Center	(\$1,058,347)	\$1,816,952
	Deposit - Progress Energy (Bent Creek Easement)	\$8,500	\$1,825,452
FY 2012	Appropriation - Boyd Property	(\$750,000)	\$1,075,452
	Deposit - Sale of Nuckolls Building	\$700,000	\$1,775,452
FY 2013	Appropriation - Parks and Recreation Projects	(\$535,039)	\$1,240,413
	Deposit - Transfer from General Fund (Recreation)	\$200,000	\$1,440,413
	Appropriation - Parks and Recreation Projects	(\$26,848)	\$1,413,565
FY 2014	Appropriation - 1995 Courthouse Congressional Office	(\$26,899)	\$1,386,666
	Appropriation - 1995 Courthouse Renovations	(\$1,000,000)	\$386,666
FY 2015	Deposit - Transfer from General Fund (Recreation)	\$400,000	\$786,666
	Deposit - Transfer from General Fund (Debt Service)	\$923,463	\$1,710,129
	Deposit - P&I Software	\$75,000	\$1,785,129
	Deposit - Transfer from General Fund (Conditional School Funding)	\$166,183	\$1,951,312
	Appropriation - Tuxedo Park	(\$177,269)	\$1,774,043
	Appropriation - Dana Park	(\$195,978)	\$1,578,065
FY 2016	Deposit - P&I Software	\$75,000	\$1,653,065
FY 2017	Deposit - P&I Software	\$75,000	\$1,728,065
	Appropriation - Transfer to Debt Service (FY15 Debt Roll-Off)	(\$923,463)	\$804,602
FY 2018	Deposit - P&I Software	\$75,000	\$879,602
	Appropriation - Transfer P&I Software Reserve to Project Fund	(\$300,000)	\$579,602
	Deposit - Sale of 6th Avenue Clubhouse and Fairground Property	\$407,573	\$987,175
	Appropriation - CNG Compressor	(\$252,243)	\$734,932
	Deposit - Transfer from General Fund (FY18 LETC Debt Service)	\$749,593	\$1,484,525
	Deposit - Transfer from General Fund (DSS Software)	\$621,452	\$2,105,977
FY 2019	Deposit - Transfer from General Fund (School Capital)	\$946,669	\$3,052,646
	Deposit - Transfer from General Fund (County Capital)	\$1,283,332	\$4,335,978
	Appropriation - Economic Development Building Roof	(\$24,865)	\$4,311,113
	Appropriation - Replacement of Detention Fire Alarm System	(\$115,950)	\$4,195,163
	Appropriation - Recreation Portable Restroom Units	(\$102,880)	\$4,092,283
	Appropriation - HCPS Flat Rock and Rugby HVAC Project	(\$250,850)	\$3,841,433
	Deposit - Transfer from General Fund (Sheriff Vehicles)	\$327,218	\$4,168,651
FY 2020	Deposit - Transfer from General Fund (County Capital)	\$1,756,920	\$5,925,571
	Appropriation - Wellness Renovation	(\$25,000)	\$5,900,571
	Appropriation - Electrical Upfit at Garage	(\$35,000)	\$5,865,571
	Appropriation - CNG Generator	(\$130,000)	\$5,735,571
	Appropriation - Finance Window Bullet Resistant Glass	(\$10,000)	\$5,725,571
	Appropriation - AAC Turf Field repair (8.21.19)	(\$127,085)	\$5,598,486
	Appropriation - Elections Equipment Purchase (1.6.20)	(\$323,490)	\$5,274,996
<b>CURRENT CAPITAL RESERVE FUND BALANCE</b>			<b>\$5,274,996</b>



**Capital Financing Debt Schedules**

**Debt Schedule Highlights**

- Increase in debt principal due to Edneyville Elementary, Hendersonville High School, and BRCC's Patton Renovation and new building
- Subsequent increase in debt service

This is the most aggressive building plan in the history of Henderson County.

**Outstanding Debt Principal – Education**

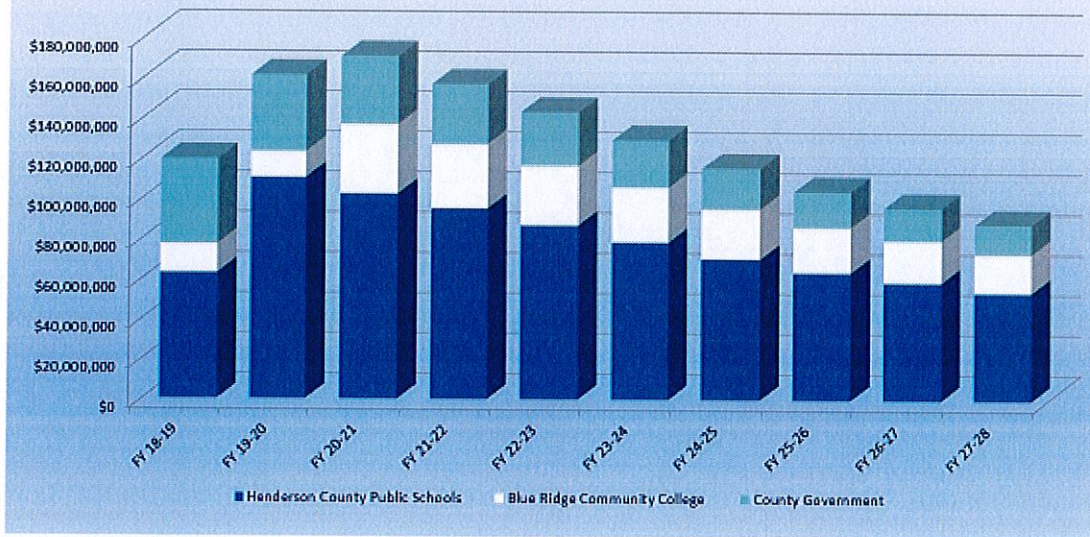
**Outstanding Debt Principal - Education**

Henderson County Public Schools	FY 2019	FY 2020	FY 2021	FY 2022	FY 2023	FY 2024	FY 2025	FY 2026	FY 2027	FY 2028
Hendersonville High School	\$ -	\$ 54,345,000	\$ 51,625,000	\$ 48,905,000	\$ 46,185,000	\$ 43,465,000	\$ 40,745,000	\$ 38,025,000	\$ 35,305,000	\$ 32,585,000
Edneyville Elementary	\$ 23,135,000	\$ 21,915,000	\$ 20,695,000	\$ 19,475,000	\$ 18,255,000	\$ 17,035,000	\$ 15,815,000	\$ 14,595,000	\$ 13,375,000	\$ 12,155,000
2016 Innovative High School	\$ 14,600,000	\$ 14,600,000	\$ 14,600,000	\$ 14,600,000	\$ 13,625,000	\$ 12,650,000	\$ 11,675,000	\$ 10,700,000	\$ 9,725,000	\$ 8,750,000
2013 Refinancing Bonds	\$ 5,904,400	\$ 5,006,100	\$ 4,125,130	\$ 3,261,920	\$ 2,416,840	\$ 1,591,000	\$ 785,140	\$ -	\$ -	\$ -
2012 Refinancing Bonds	\$ 4,214,400	\$ 3,400,800	\$ 2,720,400	\$ 2,013,600	\$ 1,322,400	\$ 650,400	\$ -	\$ -	\$ -	\$ -
2010 Refinancing Bonds	\$ 1,510,449	\$ 000,031	\$ -	\$ -	\$ -	\$ -	\$ -	\$ -	\$ -	\$ -
2010 Apple Valley/North	\$ 060,022	\$ -	\$ -	\$ -	\$ -	\$ -	\$ -	\$ -	\$ -	\$ -
2010 QZAB's - Repairs	\$ 180,750	\$ -	\$ -	\$ -	\$ -	\$ -	\$ -	\$ -	\$ -	\$ -
2009 QSCB's - Repairs	\$ 427,040	\$ -	\$ -	\$ -	\$ -	\$ -	\$ -	\$ -	\$ -	\$ -
2008 Hilldale/Mills River	\$ 11,885,714	\$ 10,057,143	\$ 8,228,571	\$ 6,400,000	\$ 4,571,429	\$ 2,742,858	\$ 914,286	\$ -	\$ -	\$ -
<b>TOTAL HC PUBLIC SCHOOLS</b>	<b>\$ 62,523,835</b>	<b>\$100,900,734</b>	<b>\$102,000,101</b>	<b>\$ 94,655,520</b>	<b>\$ 86,375,669</b>	<b>\$ 78,134,258</b>	<b>\$ 69,934,426</b>	<b>\$ 63,320,000</b>	<b>\$ 58,405,000</b>	<b>\$ 53,400,000</b>
Blue Ridge Community College	FY 2019	FY 2020	FY 2021	FY 2022	FY 2023	FY 2024	FY 2025	FY 2026	FY 2026	FY 2028
Health Sciences Education Center	\$ 3,053,333	\$ 7,736,667	\$ 7,405,000	\$ 7,056,667	\$ 6,690,000	\$ 6,305,000	\$ 5,901,667	\$ 5,480,000	\$ 5,036,667	\$ 4,571,667
2013 Refinancing Bonds	\$ 6,064,040	\$ 5,141,400	\$ 4,236,620	\$ 3,350,080	\$ 2,482,160	\$ 1,634,000	\$ 806,360	\$ -	\$ -	\$ -
2010 Repairs	\$ 387,956	\$ 193,978	\$ -	\$ -	\$ -	\$ -	\$ -	\$ -	\$ -	\$ -
Patton Renovation/New Buildings	\$ -	\$ -	\$ 23,000,000	\$ 21,850,000	\$ 20,700,000	\$ 19,550,000	\$ 18,400,000	\$ 17,250,000	\$ 16,100,000	\$ 14,950,000
<b>TOTAL BRCC</b>	<b>\$ 14,505,329</b>	<b>\$ 13,072,045</b>	<b>\$ 34,641,620</b>	<b>\$ 32,256,747</b>	<b>\$ 29,872,160</b>	<b>\$ 27,489,000</b>	<b>\$ 25,108,027</b>	<b>\$ 22,730,000</b>	<b>\$ 21,136,667</b>	<b>\$ 19,521,667</b>
<b>TOTAL EDUCATION DEBT PRINCIPAL</b>	<b>\$ 77,029,164</b>	<b>\$123,002,779</b>	<b>\$136,641,721</b>	<b>\$126,912,267</b>	<b>\$116,247,829</b>	<b>\$105,623,258</b>	<b>\$ 95,042,453</b>	<b>\$ 86,050,000</b>	<b>\$ 79,541,667</b>	<b>\$ 73,011,667</b>

**Outstanding Debt Principal**

Henderson County	FY 2019	FY 2020	FY 2021	FY 2022	FY 2023	FY 2024	FY 2025	FY 2026	FY 2027	FY 2028
Emergency Services HQ	\$ 11,285,000	\$ 10,655,000	\$ 10,025,000	\$ 9,395,000	\$ 8,765,000	\$ 8,135,000	\$ 7,505,000	\$ 6,875,000	\$ 6,250,000	\$ 5,625,000
2016 GF Linemar Land Purchase	\$ 2,805,000	\$ 1,870,000	\$ 935,000	\$ -	\$ -	\$ -	\$ -	\$ -	\$ -	\$ -
Health Sciences Education Center	\$ 16,106,667	\$ 15,473,333	\$ 14,810,000	\$ 14,113,333	\$ 13,380,000	\$ 12,610,000	\$ 11,803,333	\$ 10,960,000	\$ 10,073,333	\$ 9,143,333
2013 Refinancing Bonds	\$ 3,989,500	\$ 3,382,500	\$ 2,787,250	\$ 2,204,000	\$ 1,633,000	\$ 1,075,000	\$ 520,500	\$ -	\$ -	\$ -
2010 LEC/Court Services	\$ 3,500,000	\$ 3,000,000	\$ 2,500,000	\$ 2,000,000	\$ 1,500,000	\$ 1,000,000	\$ 500,000	\$ -	\$ -	\$ -
2012 Refinancing Bonds	\$ 4,505,000	\$ 3,749,200	\$ 2,993,000	\$ 2,181,400	\$ 1,432,000	\$ 704,000	\$ -	\$ -	\$ -	\$ -
2010 Refinancing Bonds	\$ 118,361	\$ 47,541	\$ -	\$ -	\$ -	\$ -	\$ -	\$ -	\$ -	\$ -
<b>TOTAL COUNTY GOVERNMENT</b>	<b>\$ 42,370,128</b>	<b>\$ 38,177,574</b>	<b>\$ 34,010,850</b>	<b>\$ 29,893,733</b>	<b>\$ 26,710,600</b>	<b>\$ 23,524,600</b>	<b>\$ 20,328,833</b>	<b>\$ 17,835,000</b>	<b>\$ 16,323,333</b>	<b>\$ 14,768,333</b>
<b>Total Debt Principal</b>	<b>\$119,399,292</b>	<b>\$161,240,353</b>	<b>\$170,652,571</b>	<b>\$156,806,000</b>	<b>\$142,058,429</b>	<b>\$129,147,858</b>	<b>\$115,371,286</b>	<b>\$103,885,000</b>	<b>\$ 95,865,000</b>	<b>\$ 87,780,000</b>
<b>FY Debt Principal Change</b>	<b>\$ 10,937,487</b>	<b>\$ 41,841,061</b>	<b>\$ 9,412,218</b>	<b>\$(13,846,571)</b>	<b>\$(13,847,571)</b>	<b>\$(13,810,571)</b>	<b>\$(13,776,572)</b>	<b>\$(11,486,286)</b>	<b>\$( 8,020,000)</b>	<b>\$( 8,085,000)</b>

## General Fund Debt Principal



### Retiring Debt Service – Education

The red numbers are estimates at this time.

## Debt Service Schedule - Education

Henderson County Public Schools	FY 2019	FY 2020	FY 2021	FY 2022	FY 2023	FY 2024	FY 2025	FY 2026	FY 2027	FY 2028
Hendersonville High School	\$ -	\$ 1,794,589	\$ 3,806,903	\$ 3,192,050	\$ 3,056,050	\$ 4,920,050	\$ 4,784,050	\$ 4,648,050	\$ 4,512,050	\$ 4,376,050
Edneyville Elementary	\$ 2,006,350	\$ 2,256,009	\$ 2,207,869	\$ 2,159,009	\$ 2,098,009	\$ 2,037,009	\$ 1,976,009	\$ 1,915,009	\$ 1,854,009	\$ 1,793,009
2016 Innovative High School	\$ 615,750	\$ 615,750	\$ 615,750	\$ 615,750	\$ 1,576,125	\$ 1,549,313	\$ 1,512,750	\$ 1,464,000	\$ 1,415,250	\$ 1,366,500
2013 Refinancing Bonds	\$ 1,048,491	\$ 1,008,011	\$ 972,739	\$ 937,450	\$ 902,151	\$ 866,119	\$ 829,740	\$ 793,031	\$ -	\$ -
2012 Refinancing Bonds	\$ 873,994	\$ 837,045	\$ 802,924	\$ 766,783	\$ 731,069	\$ 683,184	\$ 648,278	\$ -	\$ -	\$ -
2010 Refinancing Bonds	\$ 991,060	\$ 942,148	\$ 618,824	\$ -	\$ -	\$ -	\$ -	\$ -	\$ -	\$ -
2010 Apple Valley/North	\$ 709,313	\$ 680,674	\$ -	\$ -	\$ -	\$ -	\$ -	\$ -	\$ -	\$ -
2010 QZAB's - Repairs	\$ 200,488	\$ 190,619	\$ -	\$ -	\$ -	\$ -	\$ -	\$ -	\$ -	\$ -
2009 QSCB's - Repairs	\$ 443,011	\$ 435,026	\$ -	\$ -	\$ -	\$ -	\$ -	\$ -	\$ -	\$ -
2008 Hillandale/Mills River	\$ 2,108,017	\$ 2,121,715	\$ 2,074,811	\$ 2,027,909	\$ 1,981,000	\$ 1,934,103	\$ 1,887,200	\$ 926,012	\$ -	\$ -
Professional Services	\$ 15,000	\$ 15,000	\$ 15,000	\$ 15,000	\$ 15,000	\$ 15,000	\$ 15,000	\$ 15,000	\$ 15,000	\$ 15,000
<b>TOTAL HC PUBLIC SCHOOLS</b>	<b>\$ 9,072,074</b>	<b>\$ 10,897,240</b>	<b>\$ 13,114,820</b>	<b>\$ 11,714,011</b>	<b>\$ 12,360,070</b>	<b>\$ 12,005,438</b>	<b>\$ 11,053,087</b>	<b>\$ 9,701,762</b>	<b>\$ 7,796,969</b>	<b>\$ 7,551,219</b>
<b>Blue Ridge Community College</b>	<b>FY 2019</b>	<b>FY 2020</b>	<b>FY 2021</b>	<b>FY 2022</b>	<b>FY 2023</b>	<b>FY 2024</b>	<b>FY 2025</b>	<b>FY 2026</b>	<b>FY 2027</b>	<b>FY 2028</b>
Health Sciences Education Center	\$ 653,794	\$ 654,718	\$ 661,707	\$ 661,373	\$ 661,832	\$ 661,373	\$ 662,015	\$ 661,740	\$ 661,782	\$ 660,740
2013 Refinancing Bonds	\$ 1,076,829	\$ 1,035,255	\$ 999,029	\$ 962,786	\$ 926,534	\$ 889,528	\$ 852,166	\$ 814,464	\$ -	\$ -
2010 Repairs	\$ 206,587	\$ 198,246	\$ -	\$ -	\$ -	\$ -	\$ -	\$ -	\$ -	\$ -
Patton Renovation/New Buildings	\$ -	\$ -	\$ 517,500	\$ 2,159,125	\$ 2,107,375	\$ 2,055,625	\$ 2,003,875	\$ 1,952,125	\$ 1,900,375	\$ 1,848,625
<b>TOTAL BRCC</b>	<b>\$ 1,937,210</b>	<b>\$ 1,888,219</b>	<b>\$ 2,178,236</b>	<b>\$ 3,783,284</b>	<b>\$ 3,095,741</b>	<b>\$ 3,006,526</b>	<b>\$ 3,518,056</b>	<b>\$ 3,428,329</b>	<b>\$ 2,562,157</b>	<b>\$ 2,509,365</b>
<b>TOTAL EDUCATION DEBT SERVICE</b>	<b>\$ 11,009,284</b>	<b>\$ 12,785,459</b>	<b>\$ 15,293,056</b>	<b>\$ 15,497,895</b>	<b>\$ 10,055,811</b>	<b>\$ 15,011,964</b>	<b>\$ 15,171,743</b>	<b>\$ 13,190,091</b>	<b>\$ 10,359,126</b>	<b>\$ 10,060,584</b>

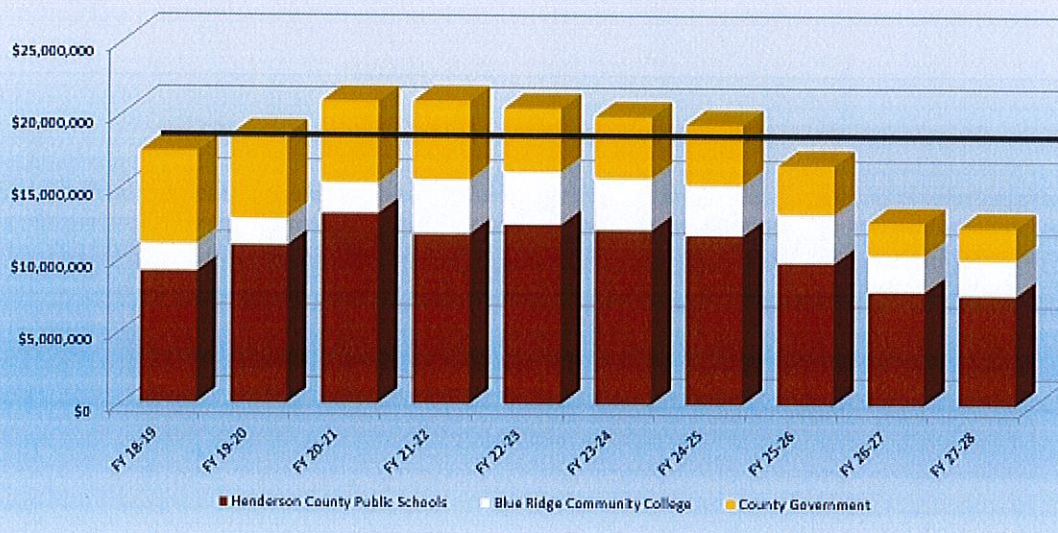
**Outstanding Debt Principal – County**

## Debt Service Schedule

Henderson County	FY 2019	FY 2020	FY 2021	FY 2022	FY 2023	FY 2024	FY 2025	FY 2026	FY 2027	FY 2028
Emergency Services HQ	\$ 1,114,513	\$ 1,089,313	\$ 1,064,113	\$ 1,038,913	\$ 1,013,713	\$ 988,513	\$ 963,313	\$ 938,113	\$ 912,913	\$ 887,713
2016 GF Linamar Land Purchase	\$ 1,008,324	\$ 991,269	\$ 970,512	\$ 947,071	\$ -	\$ -	\$ -	\$ -	\$ -	\$ -
Health Sciences Education Center	\$ 1,327,400	\$ 1,329,276	\$ 1,323,413	\$ 1,322,746	\$ 1,323,663	\$ 1,322,746	\$ 1,324,030	\$ 1,323,480	\$ 1,323,563	\$ 1,321,480
2013 Refinancing Bonds	\$ 708,440	\$ 681,089	\$ 657,250	\$ 633,412	\$ 609,562	\$ 585,215	\$ 560,635	\$ 535,831	\$ -	\$ -
2012 Refinancing Bonds	\$ 946,827	\$ 906,799	\$ 874,834	\$ 835,081	\$ 796,592	\$ 756,365	\$ 718,551	\$ -	\$ -	\$ -
2010 Refinancing Bonds	\$ 77,661	\$ 73,828	\$ 48,492	\$ -	\$ -	\$ -	\$ -	\$ -	\$ -	\$ -
2010 LEC/Court Services	\$ 692,000	\$ 668,000	\$ 644,000	\$ 620,000	\$ 596,000	\$ 572,000	\$ 548,000	\$ 524,000	\$ -	\$ -
Professional Services	\$ 6,500	\$ 7,500	\$ 7,500	\$ 7,500	\$ 7,500	\$ 7,500	\$ 7,500	\$ 7,500	\$ 7,500	\$ 7,500
<b>TOTAL COUNTY GOVERNMENT</b>	<b>\$ 6,369,295</b>	<b>\$ 5,747,074</b>	<b>\$ 5,590,120</b>	<b>\$ 5,405,323</b>	<b>\$ 4,947,430</b>	<b>\$ 4,232,339</b>	<b>\$ 4,122,029</b>	<b>\$ 3,322,624</b>	<b>\$ 2,226,376</b>	<b>\$ 2,193,043</b>
<b>Total Debt Service</b>	<b>\$ 17,378,579</b>	<b>\$ 18,532,539</b>	<b>\$ 20,883,176</b>	<b>\$ 20,903,218</b>	<b>\$ 20,003,241</b>	<b>\$ 19,844,303</b>	<b>\$ 19,293,772</b>	<b>\$ 16,512,715</b>	<b>\$ 12,585,502</b>	<b>\$ 12,253,627</b>
<b>Total Annual Debt Service Change</b>	<b>\$ 744,844</b>	<b>\$ 1,153,960</b>	<b>\$ 2,350,637</b>	<b>\$ 20,043</b>	<b>\$ (499,977)</b>	<b>\$ (598,938)</b>	<b>\$ (590,531)</b>	<b>\$ (2,781,057)</b>	<b>\$ (3,927,213)</b>	<b>\$ (331,875)</b>
<b>Total Cumulative Change</b>	<b>\$ -</b>	<b>\$ 1,153,960</b>	<b>\$ 3,504,597</b>	<b>\$ 3,524,639</b>	<b>\$ 3,024,662</b>	<b>\$ 2,465,724</b>	<b>\$ 1,915,193</b>	<b>\$ (865,864)</b>	<b>\$ (4,793,077)</b>	<b>\$ (5,124,952)</b>

**Retiring Debt Service – County**

## Debt Service Schedule



**Debt Service Fund**

**Debt Service Fund**

Debt Service Fund Established in FY 2015		Deposit/Appropriation	Running Balance
FY 2015	Deposit - Debt Service Roll-Off	\$923,463	\$923,463
FY 2016	Deposit - Debt Service Roll-Off	\$590,997	\$1,514,460
FY2017	Deposit - Debt Service Roll-Off	\$1,927,650	\$3,442,110
	Deposit - Transfer from General Fund Debt Service Variance	\$1,490,131	\$4,932,241
FY 2018	Deposit - Debt Service Roll-Off	\$509,649	\$5,441,890
	Deposit - Transfer from General Fund Debt Service Variance	\$2,000,000	\$7,441,890
	Appropriation - Transfer to School Capital Project Fund	(\$800,000)	\$6,641,890
FY 2019	Deposit - Transfer from School Capital Project Fund	\$800,000	\$7,441,890
FY 2020	Appropriation - Transfer to General Fund for Debt Service	(\$1,153,960)	\$6,287,930
<b>CURRENT DEBT SERVICE FUND BALANCE</b>			<b>\$6,287,930</b>
FY 2021	Anticipated - Transfer to General Fund for Debt Service	(\$3,504,597)	\$2,783,333
FY 2022	Anticipated - Transfer to General Fund for Debt Service	(\$3,524,639)	(\$741,306)
FY 2023	Anticipated - Transfer to General Fund for Debt Service	(\$3,024,662)	(\$3,765,968)

**Debt Service Fund**

Debt Service Fund Established in FY 2015		Deposit/Appropriation	Running Balance
FY 2015	Deposit - Debt Service Roll-Off	\$923,463	\$923,463
FY 2016	Deposit - Debt Service Roll-Off	\$590,997	\$1,514,460
FY2017	Deposit - Debt Service Roll-Off	\$1,927,650	\$3,442,110
	Deposit - Transfer from General Fund Debt Service Variance	\$1,490,131	\$4,932,241
FY 2018	Deposit - Debt Service Roll-Off	\$509,649	\$5,441,890
	Deposit - Transfer from General Fund Debt Service Variance	\$2,000,000	\$7,441,890
	Appropriation - Transfer to School Capital Project Fund	(\$800,000)	\$6,641,890
FY 2019	Deposit - Transfer from School Capital Project Fund	\$800,000	\$7,441,890
FY 2020	Appropriation - Transfer to General Fund for Debt Service	(\$1,153,960)	\$6,287,930
<b>CURRENT DEBT SERVICE FUND BALANCE</b>			<b>\$6,287,930</b>
FY 2020	Anticipated - Transfer from General Fund (School Debt Service)	\$1,794,589	\$8,082,519
FY 2021	Anticipated - Transfer to General Fund for Debt Service	(\$3,504,597)	\$4,577,922
FY 2022	Anticipated - Transfer from General Fund (1 cent)	\$1,556,920	\$6,134,842
	Anticipated - Transfer to General Fund for Debt Service	(\$3,524,639)	\$2,610,203
FY 2023	Anticipated - Transfer from General Fund (1 cent)	\$1,556,920	\$4,164,123
	Anticipated - Transfer to General Fund for Debt Service	(\$3,024,662)	\$1,139,461

**Financial Forecast**

**Historic Budget Information**

## Historical Budget Information

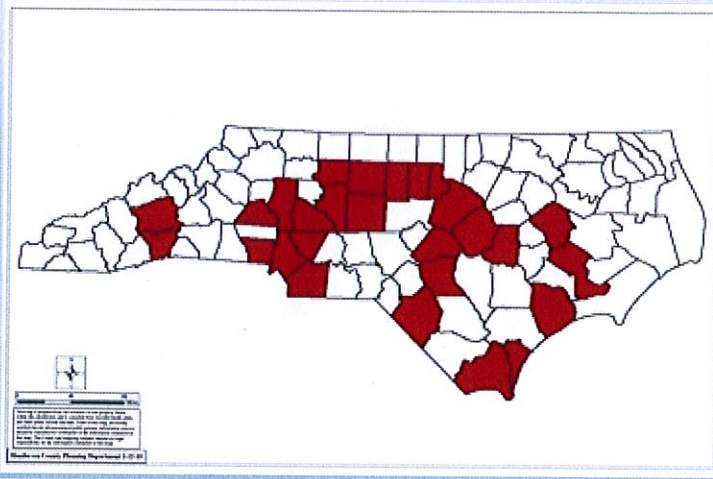
<b>REVISED BUDGET EXPENDITURES</b>				
<b>FY 2019 – FY 2020 VARIANCE</b>				
	FY 2018-2019	FY 2019-2020 <small>(As of 12.31.19)</small>	\$ VARIANCE	% VARIANCE
<b>COUNTY</b>				
Operations & Maintenance	\$95,648,735	\$97,850,457	\$2,201,722	2.3%
Debt Service	\$6,370,965	\$5,747,074	-\$623,891	-9.8%
<b>HENDERSON COUNTY PUBLIC SCHOOLS</b>				
Operations & Maintenance	\$27,328,000	\$28,328,000	\$1,000,000	3.7%
Debt Service	\$9,070,404	\$10,897,246	\$1,826,842	20.1%
MRTS	\$2,481,826	\$6,170,760	\$3,688,934	148.6%
<b>BLUE RIDGE COMMUNITY COLLEGE</b>				
Operations & Maintenance	\$4,256,273	\$4,298,181	\$41,908	1.0%
Debt Service	\$1,937,210	\$1,888,219	-\$48,991	-2.5%
MRTS	\$0	\$3,113,840	\$3,113,840	100.0%
<b>TOTAL BUDGET</b>	<b>\$147,093,413</b>	<b>\$158,293,777</b>	<b>\$11,200,364</b>	<b>7.6%</b>

**Fund Balance**

## Fund Balance History



## Map of Comparison Counties

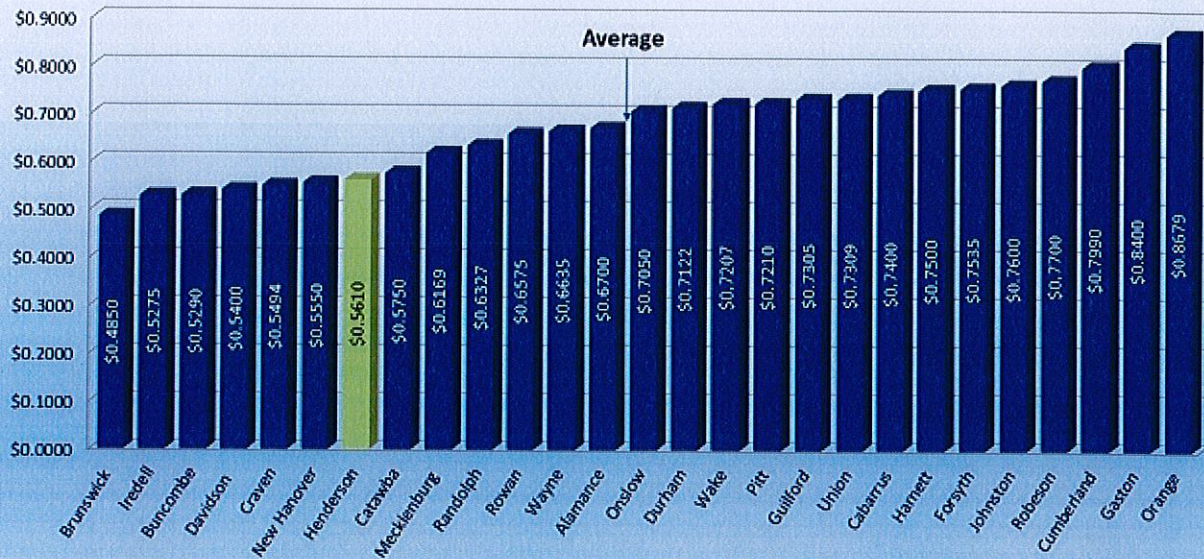


### VALUE

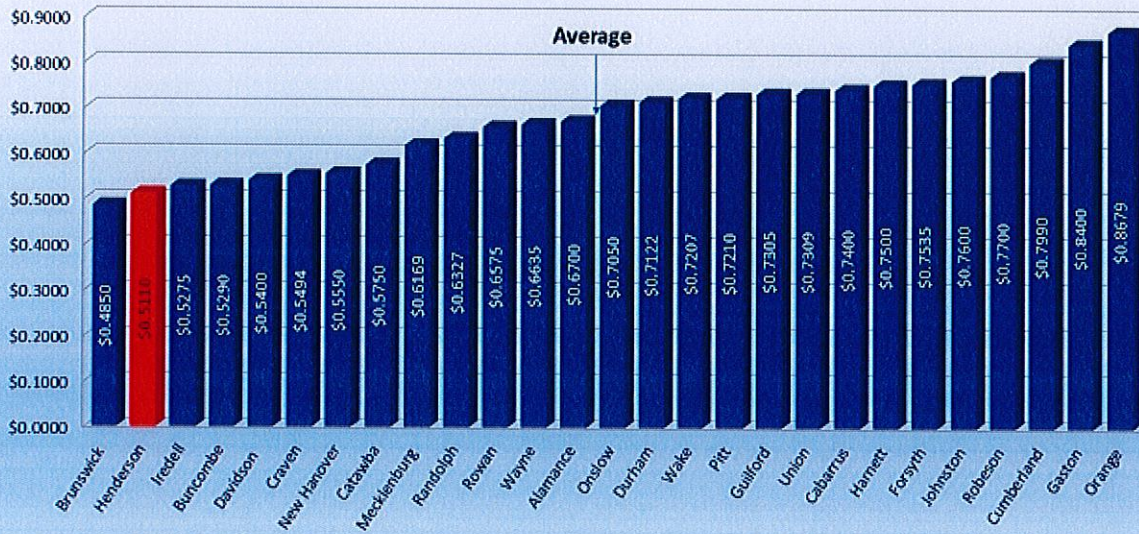
#### FY 2019-2020 Tax Rate

- The tax rate of \$0.561 per \$100 of valuation is the 7th lowest tax rate of the 27 urban counties -- those with a population over 100,000 -- and the 21st lowest of all 100 counties in North Carolina.
- Henderson County's FY20 Tax Rate = \$0.5610
- Among 27 Urban North Carolina counties:
  - Highest rate is \$0.8679
  - Lowest rate is \$0.4850
  - Average rate is \$0.6731
- Among all 100 North Carolina counties:
  - Highest rate is \$1.0000
  - Lowest rate is \$0.3100
  - Average rate is \$0.6786
- The Average Tax rate of the 27 Urban North Carolina counties is \$0.6731
  - Henderson County is 11.21 cents lower than the average urban NC county
  - \$0.5610 cents is 16.65% lower than the average rate of \$0.6731
- The Average Tax rate of all North Carolina counties is \$0.6786
  - Henderson County is 11.76 cents lower than the average NC county
  - \$0.5610 cents is 17.33% lower than the average rate of \$0.6731

### FY 2019-2020 Tax Rate



### FY 2019-2020 Tax Rate



FY 2020-2021 Financial Forecast

Projected Revenues for FY 20-21	\$ 145,000,000
Base Budget for FY 20-21 (Current FY 20 Revised \$158,293,777)	\$ 158,000,000
<b>Projected Shortfall</b>	<b>(\$ 13,000,000)</b>

FY 2020-2021 Financial Forecast

Total available fund balance over **12%** as of  
July 1, 2019

**\$ 11,064,942**

FY 2020-2021 Financial Forecast

Fund Balance available over 12%	\$ 11,064,942
Projected deficit	- \$ 13,000,000
	<b>(\$ 1,935,058)</b>

FY 2020-2021 Financial Forecast

Total available fund balance over **10%** as of  
July 1, 2019

**\$ 13,863,254**

FY 2020-2021 Financial Forecast

Fund Balance available over 10%	\$ 13,863,254
Projected deficit	- \$ 13,000,000
	\$863,254

**Updates and Emerging Issues**

**Non-Profit Funding History**

**Non-Profit Funding History**

Non-Profits	FY 2017	FY 2018	FY 2019	FY 2020	FY 2021 Proposed
American Legion Baseball	\$ -	\$ -	\$ 5,000	\$ -	\$ -
Arts Council of Henderson County	\$ 6,938	\$ 5,203	\$ 2,602	\$ 1,301	\$ -
Boy Scouts	\$ -	\$ 5,000	\$ 5,000	\$ 5,000	\$ 2,500
Flat Rock Playhouse	\$ 37,500	\$ 28,125	\$ 14,063	\$ 12,032	\$ 6,016
Hendersonville Community Theater	\$ 15,000	\$ 11,250	\$ 5,625	\$ -	\$ -
VWIN/Mountain True	\$ 6,244	\$ 4,683	\$ -	\$ -	\$ -
<b>TOTAL</b>	<b>\$ 65,682</b>	<b>\$ 54,261</b>	<b>\$ 32,290</b>	<b>\$ 18,333</b>	<b>\$ 8,516</b>



## Human Service Non-Profit Funding History

Human Service Non-Profits	FY 2017	FY 2018	FY 2019	FY 2020	FY 2021 Proposed
Blue Ridge Literacy Council	\$ 10,000	\$ 10,000	\$ 10,000	\$ 10,000	\$ 10,000
Boys and Girls Club	\$ 10,000	\$ 10,000	\$ 10,000	\$ 10,000	\$ 10,000
Children and Family Resource Center	\$ 17,340	\$ 17,340	\$ 17,340	\$ 17,340	\$ 17,340
Council on Aging	\$ 36,075	\$ 36,075	\$ 36,075	\$ 36,075	\$ 36,075
First Contact Ministries	\$ -	\$ -	\$ -	\$ 5,000	\$ -
The Free Clinics	\$ 27,645	\$ 27,645	\$ 27,645	\$ 27,645	\$ 27,645
Housing Assistance Corporation	\$ 11,750	\$ 11,750	\$ 11,750	\$ 11,750	\$ 11,750
Interfaith Assistance Ministry	\$ 4,500	\$ -	\$ -	\$ 5,000	\$ 5,000
Mediation Center	\$ 10,500	\$ 10,500	\$ 10,500	\$ 10,500	\$ 10,500
Medical Loan Closet	\$ 4,500	\$ 4,500	\$ 4,500	\$ 4,500	\$ 4,500
Only Hope WNC	\$ -	\$ 18,000	\$ 18,000	\$ 18,000	\$ 18,000
Pisgah Legal Services	\$ 35,000	\$ 35,000	\$ 35,000	\$ 20,000	\$ 20,000
Safelight	\$ 47,500	\$ 47,500	\$ 47,500	\$ 47,500	\$ 47,500
St Gerard House	\$ -	\$ 20,000	\$ 20,000	\$ 50,000	\$ 50,000
United Way 211 Program	\$ 10,000	\$ 10,000	\$ 10,000	\$ 10,000	\$ 10,000
Vocational Solutions	\$ 41,625	\$ 41,625	\$ 41,625	\$ 41,625	\$ 41,625
Vocational Solutions – Roof (One-Time)	\$ -	\$ -	\$ -	\$ 50,000	\$ -
WCCA: Medical Transport	\$ 11,100	\$ 11,100	\$ 11,100	\$ 11,100	\$ 11,100
WCCA: Community Transport Grant	\$ 38,905	\$ 38,905	\$ 38,905	\$ 38,905	\$ 38,905
<b>TOTAL</b>	<b>\$ 316,440</b>	<b>\$ 349,940</b>	<b>\$ 349,940</b>	<b>\$ 424,940</b>	<b>\$ 369,940</b>

Applications for Non-Profit Funding are due by February 21, 2020 at 5:00 p.m. The applications will be made available on the main page of the County website.

The Commissioners will be notified of applications received to-date approximately one week prior to the deadline.

### **Maintenance, Repair, Technology and Security Initiative (MRTS)**

David Berry provided an update on the HVAC systems at Flat Rock and Rugby Middle Schools. Evaluation work has been completed and the mandatory prebids were done yesterday. The firms submitting prebids toured both schools. Final bids are due February 19, 2020 with a goal to begin work in March and completion fall of 2021.



**FACILITIES MAINTENANCE AND REPAIR, TECHNOLOGY AND SECURITY INITIATIVES**

**HENDERSON COUNTY PUBLIC SCHOOLS**

January, 2020

<b>Detailed Project Report</b>				
PROJECT	FY20 BOC APPROVED	\$ EXPENDED/ ENCUMBERED	% EXPENDED/ ENCUMBERED	TOTAL REMAINING
<b>Elementary Schools</b>				
Dana - Gym Roof	\$ 140,000	\$ 62,300	44.5%	\$ 77,700
Etowah - Gym Roof	\$ 110,000	\$ 61,810	56.2%	\$ 48,190
Hendersonville - iWorks Control System	\$ 40,000	\$ -	0.0%	\$ 40,000
Upward - Entrance/Cafeteria	\$ 702,000	\$ 42,650	6.1%	\$ 659,350
<b>Middle Schools</b>				
Flat Rock - HVAC - Phase I	\$ 1,000,000	\$ -	0.0%	\$ 1,000,000
Flat Rock - Paving	\$ 50,000	\$ -	0.0%	\$ 50,000
Rugby - HVAC - Phase I	\$ 1,000,000	\$ -	0.0%	\$ 1,000,000
Rugby - Paving	\$ 100,000	\$ -	0.0%	\$ 100,000
Rugby - Main Entrance	\$ 500,000	\$ 31,500	6.3%	\$ 468,500
<b>High Schools</b>				
East - Paving	\$ 100,000	\$ -	0.0%	\$ 100,000
West - iWorks and fan coil replacement	\$ 70,000	\$ 63,237	90.3%	\$ 6,763
West - Paving	\$ 100,000	\$ -	0.0%	\$ 100,000
<b>Other</b>				
ADA Study - Stadiums	\$ 25,000	\$ -	0.0%	\$ 25,000
Former Hillandale - Demolition	\$ 197,000	\$ 196,800	99.9%	\$ 200
Contingency	\$ 200,000	\$ 44,673	22.3%	\$ 155,327
Johnson Farm Sewer Improvement		\$ 44,673		
Project Empower Chromebooks	\$ 300,000	\$ -	0.0%	\$ 300,000
Unallocated	\$ 36,760	\$ -	0.0%	\$ 36,760
<b>TOTAL</b>	<b>\$ 4,670,760</b>	<b>\$ 502,970</b>	<b>10.8%</b>	<b>\$ 4,167,790</b>

**At A Glance—Summary Report**

**MRTS Project Status - January 2020**

■ \$ EXPENDED/ ENCUMBERED  
■ TOTAL REMAINING

<b>FY20 BOC APPROVED</b>
<b>\$4,670,760</b>
<b>EXPENDED/ENCUMBERED</b>
<b>\$502,970</b>
<b>TOTAL REMAINING</b>
<b>\$4,167,790</b>



**FACILITIES MAINTENANCE AND REPAIR, TECHNOLOGY AND SECURITY INITIATIVES**

**BLUE RIDGE COMMUNITY COLLEGE**

January, 2020

<b>Detailed Project Report</b>				
PROJECT	FY20 BOC APPROVED	\$ EXPENDED/ ENCUMBERED	% EXPENDED/ ENCUMBERED	TOTAL REMAINING
<b>Continuing Education</b>				
Renovation for BLET	\$ 363,124	\$ 68,189	18.8%	\$ 294,935
Replace Chiller	\$ 121,400	\$ 2,340	1.9%	\$ 119,060
<b>Grounds/Maintenance</b>				
Replace Heaters and Circular Fans	\$ 15,000	\$ 5,913	39.4%	\$ 9,087
Re-Coat Roof	\$ 17,500	\$ 8,078	46.2%	\$ 9,422
<b>Industrial Skills Center</b>				
Install Ventilation System	\$ 22,500	\$ -	0.0%	\$ 22,500
Install Welding Booth	\$ 35,000	\$ 5,360	15.3%	\$ 29,640
<b>Sink</b>				
Replace Chiller	\$ 225,000	\$ 2,340	1.0%	\$ 222,660
New Furniture	\$ 262,500	\$ 245,363	93.5%	\$ 17,137
<b>Spearman</b>				
Replace Boiler	\$ 80,000	\$ 2,840	3.6%	\$ 77,160
Install Generator	\$ 21,000	\$ 19,819	94.4%	\$ 1,181
Renovation for Trades Programs	\$ 50,000	\$ 22,022	44.0%	\$ 27,978
New Furniture	\$ 168,356	\$ -	0.0%	\$ 168,356
<b>TEDC</b>				
Replace Compressors	\$ 35,000	\$ 20,168	57.6%	\$ 14,832
Replace Conference Hall Tables & Chairs	\$ 151,500	\$ -	0.0%	\$ 151,500
<b>Campus Wide Improvements</b>				
Outdoor Lighting Improvements	\$ 134,250	\$ 21,643	16.1%	\$ 112,607
Sidewalk Installation	\$ 83,710	\$ 82,488	98.5%	\$ 1,222
Update Wayfinding and Monument Signs	\$ 300,000	\$ -	0.0%	\$ 300,000
<b>Additional Classroom Space</b>				
Surveyor Fee	\$ 28,500	\$ 52,854	185.5%	\$ [24,354]
Architect Fee	\$ 1,000,000	\$ 881,050	88.1%	\$ 118,950
<b>TOTAL</b>	<b>\$ 3,114,340</b>	<b>\$ 1,440,467</b>	<b>46.3%</b>	<b>\$ 1,673,873</b>

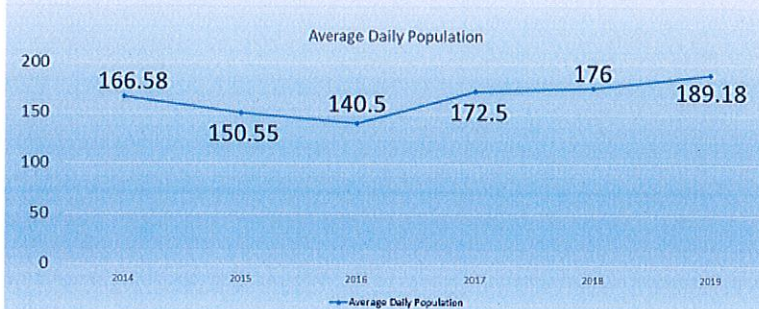
**At A Glance—Summary Report**

MRTS Project Status - January 2020

<b>FY20 BOC APPROVED</b>
<b>\$3,114,340</b>
<b>EXPENDED/ENCUMBERED</b>
<b>\$1,440,467</b>
<b>TOTAL REMAINING</b>
<b>\$1,673,873</b>

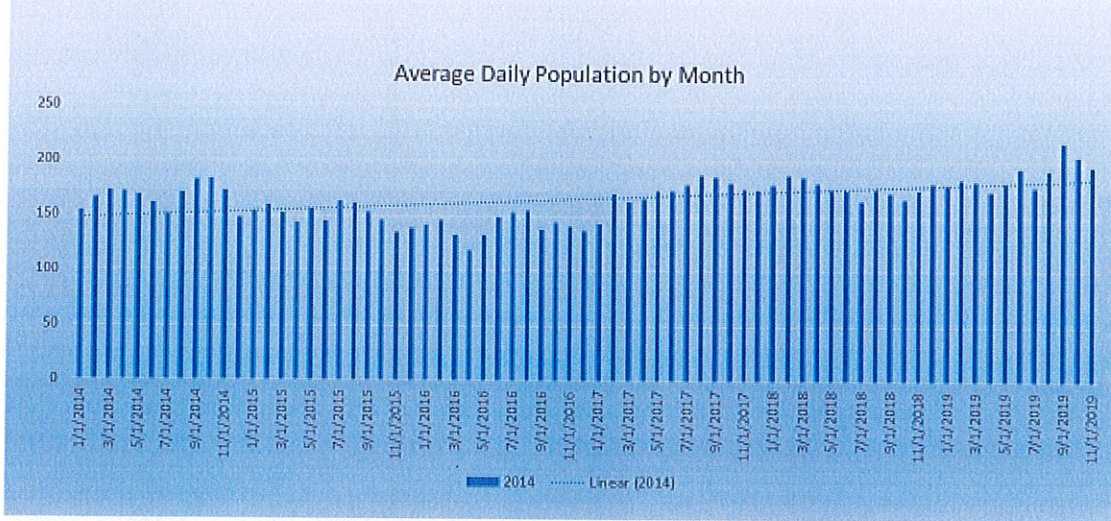
**Detention Center**

Detention Center – Average Daily Population Issue – The Average Daily Population at the Detention Center continues to increase.



Sheriff Griffin shared that the Detention Center is at capacity. Many days they must send inmates to other facilities and pay for the housing.

## Average Daily Population



## Detention Center – Average Daily Population

Cost of housing additional inmates outside Henderson County – FY20 YTD:

Polk County = \$50.00 per day	Monthly Cost	Days per Month (1 per inmate for 24 hours)
September 2019	\$ 3,050	61 Days
October 2019	\$ 11,350	227 Days
November 2019	\$ 8,400	168 Days
<b>FY20 YTD TOTAL</b>	<b>\$ 22,800</b>	<b>456 Days</b>
<b>Transylvania County = \$52.50 per day</b>		
July 2019	\$ 1,612	31 Days
September 2019	\$ 6,525	124 Days
October 2019	\$ 9,308	177 Days
November 2019	\$ 8,944	170 Days
<b>FY20 YTD TOTAL</b>	<b>\$ 26,389</b>	<b>502 Days</b>
<b>Buncombe County = \$55.00 per day</b>		
September 2019	\$ 880	16 Days
October 2019	\$ 2,915	53 Days
<b>FY20 YTD TOTAL</b>	<b>\$ 3,795</b>	<b>69 Days</b>
<b>GRAND TOTAL YTD</b>	<b>\$52,984</b>	<b>1,027 Days</b>

Sheriff Griffin stated they are already exceeding what was intended of this detention center, and feels a company would need to evaluate what additions are needed in Henderson County.

Chairman Hawkins would like to go ahead and begin the process in order to acquire target numbers.

Commissioner Edney questioned the average amount of years inmates are serving. It is possible the County needs to revisit a pre-trial work position. He agrees a consultant should be hired to evaluate the detention center and courthouse needs, focusing on capacity. This should be completed prior to July 1, 2020.

Commissioner Lapsley feels we need to evaluate how the Henderson County Detention Center stacks up to other county detention centers. Many factors come into play here.

**Rescue Squad**

Justin Blythe, treasurer of the Rescue Squad stated in 2019 over 2600 transports were made utilizing 4 FTE and 35 PTE. There is a need to increase full time staff and reduce part time staff. Scheduling for holidays and weekends is difficult with part time staff.

## Rescue Squad - Emerging Issues

- **Sustainable Workforce**

- The average pay for HCRS duty staff is \$11.98 / hr. for an EMT-A. This is below the average comparable pay for the region of \$15.25/ hr.
  - The Board of Directors is requesting additional funding to increase this by an average of \$2/hr.  
Est. \$88,000 / yr.
- The current operations model of 20% full time duty staff has become inefficient and is no longer cost effective.
  - The recommendation is to begin to transition part time positions to full-time positions at the rate of two (2) per year over the next four (4) years. A total of 12 personnel are needed to staff two trucks.  
Est. \$ 85,000 / yr. for FT  
Est. \$-24,000 / yr. savings in PT salaries
- Increase PT staffing of Rescue/Support truck to 24 hours a day with 1 Part Time Staff  
Est. \$72,000 / yr.

## Rescue Squad - Emerging Issues

- **Capital Needs**

- HCRS has identified approximately \$830,000 in potential equipment and vehicle replacement purchases over the next 10 years. These equipment upgrades will be funded with the annual fundraiser and normal debt service roll-off.

- **Employee & Member Support Program**

- The staff and volunteers are regularly engaged in highly stressful calls for service throughout the year. The leadership of the Rescue Squad recognize the importance of mental health and propose to implement a similar program to Henderson County's Behavioral Wellness program by contract with a local provider.  
Est. Cost: \$25,000 / yr.

Chairman Hawkins requested staff to bring this item back to the Board on a future agenda for discussion.

## Five Year Budget Request

	FY 20-21	FY 21-22	FY 22-23	FY 23-24	FY 24-25
<b>Rescue Squad Funding Request</b>	\$481,360	\$505,428	\$530,699	\$557,234	\$585,096
<b>Henderson County Funding</b> (Based on FY19-20 Levels)	\$281,360	\$281,360	\$281,360	\$281,360	\$281,360
<b>TOTAL ANNUAL ADDITIONAL COUNTY FUNDING REQUESTED</b>	<b>\$200,000</b>	<b>\$224,068</b>	<b>\$249,339</b>	<b>\$275,874</b>	<b>\$303,736</b>

## Consolidated Five Year Budget Projections

	FY 20-21	FY 21-22	FY 22-23	FY 23-24	FY 24-25
<b>Income</b>					
Medical Transport Billing	\$530,000	\$545,900	\$551,359	\$556,873	\$562,441
Fundraising	\$110,000	\$110,000	\$110,000	\$110,000	\$110,000
Misc.	\$15,000	\$15,000	\$15,000	\$15,000	\$15,000
Henderson Co.	\$481,360	\$505,428	\$530,699	\$557,234	\$585,096
Fund Balance Transfer	\$33,913	\$45,190	\$47,950	\$19,889	\$3,468
<b>Total Income</b>	<b>\$1,170,273</b>	<b>\$1,221,518</b>	<b>\$1,255,008</b>	<b>\$1,258,996</b>	<b>\$1,276,005</b>
<b>Expenses</b>					
Staffing/Personnel	\$793,313	\$844,558	\$876,798	\$879,473	\$895,104
Apparatus (Debt Service)	\$30,000	\$30,000	\$30,000	\$30,000	\$30,000
Major Equipment	\$80,000	\$80,000	\$80,000	\$80,000	\$80,000
Employee Assistance	\$25,000	\$25,000	\$26,250	\$27,563	\$28,941
Operations	\$241,960	\$241,960	\$241,960	\$241,960	\$241,960
<b>Total Expenses</b>	<b>\$1,170,273</b>	<b>\$1,221,518</b>	<b>\$1,255,008</b>	<b>\$1,258,996</b>	<b>\$1,276,005</b>

### Henderson County Public Schools Update

Bo Caldwell, Henderson County Public Schools superintendent, provided an update and answered questions concerning upcoming projects/issues with the school system.



**Henderson County  
Public Schools**

Budget Request  
2020 - 2021

Henderson County Board of Commissioners  
January 15, 2020

Funding Category	FY20	FY21
Continuation Budget	\$28,328,000	\$28,328,000
<b>Current Expense/Uncontrollables</b> <small>4.2% increase to encompass (State Retirement System/Insurance/State Salary Schedules/Charter Schools) Instructional/Programmatic/Student Services</small>		\$1,200,000
<b>Recruitment and Retention</b> <small>0.25% increase to the local salary supplement for all HCPB employees</small>		\$275,000
Capital Outlay	\$1,000,000	\$1,000,000
Safety Enhancements	\$500,000	\$500,000
<b>Total Budget Request</b>	<b>\$29,828,000</b>	<b>\$31,303,000</b>
Increase from Prior Year	<i>Current</i>	<b>4.9%</b>

Bo Caldwell recognized the great progress Henderson County has made for the schools with Hendersonville High School, Edneyville Elementary, the HVAC systems at Flat Rock and Rugby Middle, recreation, etc. Henderson County is 27<sup>th</sup> in schools in North Carolina. We have 23 schools and 17,400 students. The school system is still working from last year's budget and are still unsure of the numbers from the state at this point. The numbers he is providing will not go up, and the School Board will work to bring them down.

The school system has over 1800 employees including 900 teachers and 200 staff members. The total budget for the school system is \$128m, of which 80% is personnel costs. The federal government portion of the budget is \$9m.

Commissioner Lapsley noted the school budget is almost as large as the entire county budget of \$158m.


Chairman Hawkins pointed out the debt service numbers are in addition to the numbers discussed here.

**Blue Ridge Community College Update**

Dr. Laura Leatherwood, President of Blue Ridge community College, presented an update and answered questions concerning upcoming projects/issues at the college, and their 2020-21 Budget Update.

**Reflecting on our historic year**

- 50th Anniversary
- New Brand
- Expanded Strategic Partnerships
- Enrollment Increases
- SACSCOC Reaffirmation
- Workforce Development
- Capital Improvements
- Apprenticeship Programs
- Strategic Plan
- \$2M Impact Fundraising Campaign
- Study Abroad Trip
- Guaranteed Admission Agreements
- Record number of scholarships awarded
- Largest individual donation in history of the College



### Purchase of Adjacent Property Owned by Heggoy and Hudgens Families

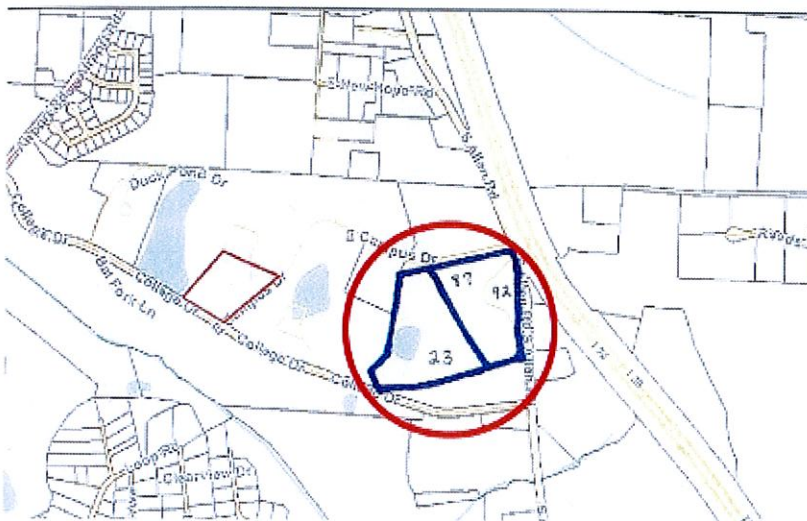
Purchase price is \$750,000 for 18 acres;  
adjoins the College on three of four boundaries.

\$250,000 from College and College Foundation funds.

Requesting \$500,000 from Henderson County.



GoMaps



The Board of Trustees is working with the Heggoy and Hudgens families to purchase the three parcels of land at \$750,000. A contract has been signed and they are now in due diligence. The hope is to be closed on the property within 6 months. They have no immediate plans for the property but did not want to lose a chance to acquire the property.



**BRCC MRTS - FY20 Requested Revisions and Revised FY21 Request**

**BLUE RIDGE COMMUNITY COLLEGE**

**MRTS - (FACILITIES MAINTENANCE AND REPAIR, TECHNOLOGY AND SECURITY INITIATIVE)**

	FY 19-20		FY 20-21	
	Approved	Requested Revisions	Original Request	Revised
<b>CONTINUING EDUCATION</b>				
Renovation for BLET	\$ 363,124	\$ 405,872		
Replace Chiller	\$ 121,400	\$ 121,400		
New Furniture			\$ 338,576	\$ 338,576
<b>GROUNDS/MAINTENANCE</b>				
Replace heaters and circular fans	\$ 15,000	\$ 6,312		
Re-coat Roof	\$ 17,500	\$ 8,440		
<b>INDUSTRIAL SKILLS CENTER</b>				
Replace Chiller/Air Handler			\$ 210,000	\$ 210,000
Install Ventilation System	\$ 22,500	\$ 22,500		
Install Welding Booth	\$ 35,000	\$ 35,000		
HVAC Controls			\$ 25,000	\$ 25,000
Re-coat Roof			\$ 134,400	\$ 134,400
<b>KILLIAN</b>				
Replace Chiller			\$ 125,000	\$ 125,000
Install Sprinkler System			\$ 250,000	\$ 250,000
Upgrade Student Center			\$ 430,000	\$ 430,000
New Furniture			\$ 310,000	\$ 310,000
<b>SINK</b>				
Replace Chiller	\$ 225,000	\$ 225,000		
Replace Air Handlers			\$ 30,000	\$ 30,000
New Furniture	\$ 262,500	\$ 262,500		
<b>SPEARMAN</b>				
Replace Boiler	\$ 80,000	\$ 80,000		
Install Generator	\$ 21,000	\$ 21,000		
Renovation for Trades Programs	\$ 50,000	\$ 24,657		
New Furniture	\$ 168,356	\$ 168,356	\$ 6,644	\$ 6,644
Upgrade Power			\$ 200,000	\$ 200,000
Machine Shop HVAC			\$ -	\$ 100,000
Concrete Pad			\$ -	\$ 70,000
Welding Storage			\$ -	\$ 98,500
<b>TEDC</b>				
Replace Compressors	\$ 35,000	\$ 21,529		
Replace Conference Hall Tables & Chairs	\$ 151,500	\$ 165,314		
<b>CAMPUSWIDE IMPROVEMENTS</b>				
Outdoor Lighting Improvements	\$ 134,250	\$ 134,250	\$ 14,210	\$ 14,210
Pavement & Parking Lot Repair			\$ 463,790	\$ 271,510
Sidewalk Installation	\$ 83,710	\$ 83,710		
Update Wayfinding & Monument Signs	\$ 300,000	\$ 300,000		
<b>ADDITIONAL CLASSROOM SPACE</b>				
Surveyor Fee	\$ 28,500	\$ 52,854		
Architect Fee	\$ 1,000,000	\$ 975,146		
Property Purchase			\$ -	\$ 500,000
<b>TOTAL</b>	<b>\$ 3,114,340</b>	<b>\$ 3,113,840</b>	<b>\$ 2,537,620</b>	<b>\$ 3,113,840</b>
<b>ANNUAL MRTS FUNDING</b>	<b>\$ 3,113,840</b>	<b>\$ 3,113,840</b>	<b>\$ 3,113,840</b>	<b>\$ 3,113,840</b>
2 cent TRE = \$3,113,840				
<b>LESS PLANNED EXPENDITURES</b>	<b>\$ 3,114,340</b>	<b>\$ 3,113,840</b>	<b>\$ 2,537,620</b>	<b>\$ 3,113,840</b>
<b>ANNUAL VARIANCE</b>	<b>\$ (500)</b>	<b>\$ -</b>	<b>\$ 576,220</b>	<b>\$ -</b>
<b>CUMULATIVE VARIANCE</b>	<b>\$ (500)</b>	<b>\$ -</b>	<b>\$ 576,220</b>	<b>\$ -</b>

**2020-21 Budget**

Capital Improvements: \$3,113,840  
 Operating: \$4,751,333

We remain committed to the above budget numbers approved in Blue Ridge's four-year plan submitted in 2019.



## FY2020-2021 Budget

BRCC	FY 2019-2020 Adopted Budget	FY 2020-2021 Request	\$ Variance	% Variance
Capital Improvements	\$3,113,840	\$3,113,840	\$0	0%
Operating	\$4,298,181	\$4,751,333	\$453,152	10.5%
<b>TOTAL</b>	<b>\$7,412,021</b>	<b>\$7,865,173</b>	<b>+\$453,152</b>	<b>6.1%</b>

### Budget Discussion and Direction to Staff

Chairman Hawkins – Nothing further

Vice-Chairman Lapsley

- 1) He asked the Board to consider participating with the City for school resource officers within the City Limits during budget discussions.

Commissioner Messer

- 1) Extension of Sewer line out Highway 64 to the Justice Academy. (Will be needed for Edneyville Elementary School in the future).
- 2) Look at future plans for EMS Station in Fletcher, extension of hours – work with Advent Health
- 3) Bond Referendum for Fletcher Library

Commissioner Edney

- 1) Increased staffing for EMS & Sheriff
- 2) Review projects requested by Henderson County Departments

Commissioner McCall

- 1) Review of request by Rescue Squad
- 2) Extension of Sewer line out Highway 64 to the Justice Academy – further discussion with City of Hendersonville
- 3) Comparison of other Detention Center in surrounding counties to attempt to determine the increase in the jail population.

County Manager Steve Wyatt concluded the priorities of the Board have been Schools, EMS and keeping the tax rate down.

Summary

1. Consensus for 10% Fund Balance
2. Consensus of data collection for Detention Center
3. Rescue Squad alternatives
4. Work with the Board of Education. Still many unanswered questions without State budget.
5. Work with Blue Ridge Community College. Still many unanswered questions without State budget.

### ADJOURN

Commissioner Messer made the motion to adjourn at 2:00 p.m. All voted in favor and the motion carried.

Attest:

\_\_\_\_\_  
Teresa L. Wilson, Clerk to the Board

\_\_\_\_\_  
Grady H. Hawkins, Chairman

LINE-ITEM TRANSFER REQUEST  
HENDERSON COUNTY



Department: Board of Commissioners

Please make the following line-item transfers:

What expense line-item is to be increased?

Account	Line-Item Description	Amount
<u>115401 - 537101</u>	<u>Nursing Home Meeting Expense</u>	<u>\$500</u>
_____	_____	_____
_____	_____	_____
_____	_____	_____

What expense line-item is to be decreased? Or what additional revenue is now expected?

Account	Line-Item Description	Amount
<u>114990 - 401000</u>	<u>Fund Balance Appropriated</u>	<u>\$500</u>
_____	_____	_____
_____	_____	_____
_____	_____	_____

**Justification:** *Please provide a brief justification for this line-item transfer request.*  
Appropriation from Fund Balance for Nursing/Adult Care Home expenditures. Approved by the Board January 15, 2020.

<u>Budget</u>	<u>1/15/2020</u>
Authorized by Department Head	Date
_____	_____
Authorized by Budget Office	Date
_____	_____
Authorized by County Manager	Date
_____	_____

<i>For Budget Use Only</i>	
Batch #	_____
BA #	_____
Batch Date	_____

**DURING THE JANUARY 15, 2020 MEETING, THE BOARD ENACTED THE FOLLOWING**

**2020.14 Budget Amendment – Nursing/Adult Care Home Community Advisory Committee**