

REQUEST FOR BOARD ACTION

**HENDERSON COUNTY
BOARD OF COMMISSIONERS**

MEETING DATE: June 3, 2019
SUBJECT: Juvenile Crime Prevention Council County Plan FY 2019-2020
PRESENTER: Mary Murray, JCPC Chairman
ATTACHMENTS: YES
1. JCPC Henderson County Plan

SUMMARY OF REQUEST:

At the April 17, 2019 Board of Commissioners' Meeting, the Board approved funding for the programs below as recommended by the JCPC.

| | |
|--------------------------------------|-----------|
| 1. J.C. P.C. Administrative Expenses | \$5,136 |
| 2. Project Challenge | \$70,870 |
| 3. Kids at Work/Aspire | \$48,285 |
| 4. Youth Mediation | \$42,497 |
| 5. Hendersonville Boys & Girls Club | \$32,400 |
| Total | \$199,188 |

The Henderson County Juvenile Crime Prevention Council (J.C.P.C.) has approved the 2019-2020 County Plan for Henderson County. This County Plan has been recommended for approval to the Board of Commissioners by the J.C.P.C.

BOARD ACTION REQUESTED:

The Board is requested to approve the JCPC recommendations for the FY 19-20 Annual Plan.

Suggested Motion:

I move that the Board approves the JCPC recommendations for the FY 2019-2020 Annual Plan.

Juvenile Crime Prevention Council County Plan

Henderson County

For FY 2019-2020

**Year 4 of 4 for
Fiscal Years 2016-17 to 2019-20**

Table of Contents

- I. Executive Summary
 - II. County Funding Plan
 - III. Juvenile Crime Prevention Council Organization
 - IV. County Risk and Needs Assessment Summary
 - V. County Juvenile Crime Prevention Council Request for Proposals
 - VI. Funding Decisions Summary
- Attachments: Funded Programs Program Enhancement Plan (PEP).

Executive Summary

The Henderson County Juvenile Crime Prevention Council (JCPC), in fulfillment of the duties and responsibilities as set forth in the General Statutes of the State of North Carolina, has completed the activities required to develop this County Plan for FY 16-17 through FY 19-20.

The JCPC has identified the issues and factors, which have an influence and impact upon delinquent youth, at-risk youth, and their families in Henderson County. Further, the JCPC has identified the strategies and services most likely to reduce/prevent delinquent behavior.

Priorities for Funding: Through a risk & needs assessment and a resource assessment, the JCPC has determined that the following services are needed to reduce/prevent delinquency in Henderson County:

1. Interpersonal Skills Building
2. Mediation
3. Group Home
4. Mentoring
5. Restitution/Community Services
6. Teen Court
7. Tutoring/Academic Enhancement
8. Temporary Shelter
9. Psychological Assessment
10. Parent/Family Skill Building
11. Experiential Skill Building Services
12. Structured Day
13. Runaway Shelter
14. Vocational Skills


Monitoring and Evaluation: Each program funded in the past year by the JCPC has been monitored. The monitoring results and program outcomes evaluations were considered in making funding allocation decisions.

Funding Recommendations: Having published a Request for Proposals for these needed services for a minimum of thirty (30) days, the JCPC has screened the submitted proposals and has determined which proposals best meet the advertised needed services. As required by statute, the JCPC recommends allocation of the NC Department of Public Safety, Division of Juvenile Justice (DJJ) Funds to the following Programs in the amounts specified below for FY 19-20 (See JCPC Funding Allocations page)

1. Project Challenge - \$70,870
2. Mediation/Conflict Resolution & Interpersonal Skill Building - \$42,497
3. Hendersonville Boys & Girls Club/Interpersonal Skill Building - \$32,400
4. Aspire Structured Day - \$48,285

The JCPC further recommends that the following amount be allocated from the NC DJJ funds for the administrative costs of the Council for FY 19-20: \$ 5,136

Respectfully Submitted,


Chair, Mary Murray
Henderson County Juvenile Crime Prevention Council

April 25th, 2019

**2019 - 2020
Henderson County
NC DPS - Community Programs - County Funding Plan**

Available Funds: \$ 199,188 Local Match: \$ 67,970 Rate: 30%

DPS JCPC funds must be committed with a Program Agreement submitted in NCALLIES and electronically signed by authorized officials.

| # | Program Provider | DPS-JCPC Funding | LOCAL FUNDING | | | OTHER | OTHER | Total | % Non DPS-JCPC Program Revenues |
|----------------|---------------------------------------|------------------|-------------------|------------------|-----------------|----------------|-------|------------------|---------------------------------|
| | | | County Cash Match | Local Cash Match | Local In-Kind | State/ Federal | Funds | | |
| 1 | JCPC Administration | \$5,136 | | | | | | \$5,136 | |
| 2 | Boys & Girls Club of Henderson County | \$32,400 | \$2,160 | \$7,560 | | | | \$42,120 | 23% |
| 3 | Kids At Work! | \$48,285 | | \$5,000 | \$19,240 | | | \$72,525 | 33% |
| 4 | Project Challenge | \$70,870 | | | \$21,261 | | | \$92,131 | 23% |
| 5 | The Mediation Center | \$42,497 | \$6,953 | | \$5,796 | | | \$55,246 | 23% |
| 6 | | | | | | | | | |
| 7 | | | | | | | | | |
| 8 | | | | | | | | | |
| 9 | | | | | | | | | |
| 10 | | | | | | | | | |
| 11 | | | | | | | | | |
| 12 | | | | | | | | | |
| 13 | | | | | | | | | |
| 14 | | | | | | | | | |
| 15 | | | | | | | | | |
| 16 | | | | | | | | | |
| 17 | | | | | | | | | |
| 18 | | | | | | | | | |
| TOTALS: | | \$199,188 | \$9,113 | \$12,560 | \$46,297 | | | \$267,158 | 25% |

The above plan was derived through a planning process by the 2019 - 2020 Henderson County Juvenile Crime Prevention Council and represents the County's Plan for use of these funds in FY 2019 - 2020

Amount of Unallocated Funds _____


Amount of Funds reverted back to DPS _____

Discretionary Funds Utilized _____

check type final plan update final

---DPS Use Only---

Reviewed by _____
 Revisions _____
 Approved by _____
 Date _____



 Chairperson, Juvenile Crime Prevention Council (Date) 4/25/19

 Chairperson, Board of County Commissioners (Date) _____
 or County Finance Officer

Juvenile Crime Prevention Council Organization

| | Name | Organization | Title |
|---|--------------|--------------|------------|
| Chairperson | Mary Murray | | Chair |
| Vice-Chairperson | Patty Adamic | | Vice Chair |
| Secretary | | | |
| Treasurer | Rich Arell | | Treasurer |
| Assessment Committee Chairperson | Mary Murray | | Chair |
| Funding Committee Chairperson | Mary Murray | | Chair |

Number of members: 25

List meeting dates during the current fiscal year and identify the number of JCPC members in attendance for each.

| Meeting Date | Number of Members in Attendance | Quorum Present? Yes/No |
|--------------------|---------------------------------|------------------------|
| August 23, 2018 | 13 | Yes |
| September 27, 2018 | 8 | No |
| October 9, 2018 | 13 | Yes |
| November 15, 2018 | 14 | Yes |
| December 13, 2018 | 10 | Yes |

| | | |
|-------------------|----|-----|
| January 24, 2019 | 12 | Yes |
| February 28, 2019 | 15 | Yes |
| March 28, 2019 | 15 | Yes |
| April 25, 2019 | | |
| May 23, 2019 | | |
| June 27, 2019 | | |
| | | |

**SUMMARY REPORT OF THE
HENDERSON COUNTY RISK AND NEEDS ASSESSMENT
COMMITTEE - Funding Year 18/19**

- I. Risk Assessment Summary**
- II. Needs Assessment Summary**
- III. Resource Assessment Summary**
- IV. Summary of Gaps and Barriers in the Community Continuum**
- V. Proposed Priority Services for Funding**

Part I. Risk

The Risk and Needs Assessment Committee reviewed data gleaned from the Juvenile Risk Assessment instrument administered by Juvenile Court Counselors after juveniles are referred with a complaint alleging that a delinquent act has occurred and prior to adjudication of the juvenile. The Juvenile Risk Assessment is an instrument used to predict the likelihood of the juvenile being involved in future delinquent behavior. For some youth, some of the individual item ratings may be heavily dependent upon information reported by the juvenile or the parent(s). For these items (*represented by percentages which with a star next to them*), there is a likelihood of under-reporting the incidence of a particular behavior and the actual incidence may be higher than suggested by these figures. In those cases, the figure should be interpreted as a measure of the minimum level of occurrence. **220 Assessments Total**

County Risk Factor Observations: FY 2017 – 2018

R0. Overall Risk Level - 51% of assessed youth are risk level 4 to 5 for future delinquent behavior. (increase from previous year's rate and higher than the state's rate) 41% of assessed youth are risk level 3 for future delinquent behavior (increase from previous year's rate & higher than the state's rate past 3yrs).

R1. Age for First Delinquent Offense Alleged in a Complaint - 18% of assessed youth are under age 12 for first Delinquent Offense (2yrs increase trend & higher than state's rate the past 2 yrs).

R2. Number of Undisciplined or Delinquent Referrals at Intake - 38% of assessed youth have 1 to 3 prior referrals (3yrs increase trend & higher than the state's rate previous 3yrs). 20% of assessed youth have 2 or 3 prior referrals (3yrs increase trend & higher than the state's rate). 6% of assessed youth have 4 or more Prior Referrals (decrease from previous year's rate).

R3. Most Serious Prior Adjudication - 36% of assessed youth have prior adjudications (3yrs increase trend & higher than state's rate past 2 yrs). 24% of assessed youth have prior class 1-3 misdemeanor adjudications (3 yrs increase trend & higher than state's rate). 3% of assessed youth have prior class f-1 or a 1 misdemeanor adjudications (decrease from previous year's rate). 0% of assessed youth have prior A-E felony adjudication (decrease from the previous year's rate).

R4. Prior Assaults - 14% of assessed youth have prior assaults without a weapon (2 yrs increase trend but lower than the state's rate). 1% of assessed youth have prior assaults with a weapon (same as previous year's rate).

R5. Runaway from Home or Placement - 86% of assessed youth are not runaways from home or placement (same as previous year's rate). 14% of assessed youth are runaways from home or placement (decrease from last year and lower than state's rate).

R6. Known Use – Alcohol, Illegal Drugs (prior 12 months) - **32% of assessed youth have known substance use and need further assessment or treatment (2 yrs increase trend and same as the state's rate).

R7. School Behavior Problems (prior 12 months) - 60% of assessed youth have serious school behavior problems (3yrs increase trend & higher than the state's rate).

R8. Relationships with Peers - 69% of assessed youth lack pro-social peers or regularly associates w/del others (decrease from previous year's rate but higher than the state's rate). 17% of assessed youth regularly associates with delinquent others (decrease from the previous year's rate). 1% of assessed youth is a Gang Member or associates with a gang (decrease from previous year's rate).

R9. Parental Supervision - 24% of assessed youth have parents willing but unable to supervise (decrease from previous year's rate but higher than the state's rate).

Priority Risks observed by council: R0, R2, R3, R5, R6, R7, R8, R9

Part II. Needs

The Risk and Needs Assessment Committee also reviewed data gleaned from the Juvenile Needs Assessment instrument administered by Juvenile Court Counselors prior to court disposition of a juvenile. The Juvenile Needs Assessment is an instrument used to examine a youth's needs in the various domains of his life: The Individual Domain, The School Domain, The Peer Domain, and the Community Domain. This instrument was designed to detect service intervention needs as an aid in service planning. As with the Juvenile Risk Assessment, some of the individual item ratings may be heavily dependent upon information reported by the juvenile or the parent(s). For these items (*represented by percentages which with a star next to them*), there is a likelihood of under-reporting the incidence of a particular behavior and the actual incidence may be higher than suggested by these figures. In those cases, the figure should be interpreted as a measure of the minimum level of occurrence.

County Elevated Needs Observations: FY 2017 -2018

Y0. Overall Needs Level - 53% of assessed youth have medium to high level intervention needs (2 yrs increase trend rate & higher than the state's rate).

Y1. Peer Relationships - 40% of assessed youth sometimes to regularly associate w/delinquent peers (decrease from previous year's rate). 28% of assessed youth were rejected by positive peers (2 yrs increase trend & higher than the state's rate for the past 4yrs). 1% of assessed youth have gang association (decrease from previous year).

Y2. School Behavior/Adjustment - 88% of assessed youth have school behavioral problems (3 yrs increase trend & higher than the state's rate the past 4 yrs). 20% of assessed youth have moderate school behavior problems (decrease from previous year's rate & lower than the state's rate). 60% of assessed youth have serious school behavior problems (higher than the previous year's rate & higher than the state's rate).

Y3. Academic Functioning - 28% of assessed youth have are functioning below Grade Level (increase from previous year's rate & higher than the state rate the past 4yrs).

Y4. Substance Abuse Within Past 12 Months - 68% of assessed youth have no known substance abuse (decrease from previous year's rate & the same as the state's rate). **33% of assessed youth have known substance use and/or abuse and assessment and/or treatment is needed (increase from previous year's rate & higher than the state's rate).

Y5. Juvenile Parental Status - 1% of assessed youth are in Parental Status (same as previous year's rate and same as state's rate).

Y6. Abuse/Neglect History - 32% of youth assessed are victims of abuse and/or neglect with support (decrease from previous year's rate but higher than state rate the past 4yrs). 7% of assessed youth are victims of abuse with no support reported (decrease from previous year's rate but higher than state's rate).

Y7. Sexual Behaviors During Past 12 Months - 85% of assessed youth have no sexual behavior problems (2 yrs increase trend but lower than the state's rate). 9% have sexual behavior that needs assessing (decrease from previous year's rate but higher than the state's rate the past 4yrs). 2% of assessed youth have sexually victimized others (increase from previous year's rate but lower than state's rate).

Y8. Mental Health Needs - 85% of assessed youth have mental health needs (2 yrs increase trend & higher than the state's rate). 40% of assessed youth have mental health needs that are addressed (decrease from the previous year's rate but higher than the state's rate). 45% of youth assessed needs more mental health assessment (2 yrs increase trend and higher than the state's rate).

Y9. Basic Physical Needs/Independent Living - 91% of Assessed youth are living with Parent & needs met (decrease from the previous year's rate & the same as the state's rate). 1% of assessed youth are living independently with needs not met (same as previous year's rate).

Y10. Health & Hygiene (Exclude Mental Health Conditions) - 12% of assessed youth have health/hygiene problems but are unimpaired (decrease from previous year's rate but higher than the state's rate for the past 3yrs). 2% of assessed youth have health & hygiene problems but are impaired or untreated (decrease from previous year's rate but higher than the state's rate the past 3yrs).

F1. Conflict in the Home Within Past 12 Months - 32% of assessed youth have domestic discord in the home (2 yrs increase trend & higher than the state's rate the past 4yrs). 4% of assessed youth have domestic violence in the home.

F2. Family Supervision Skills - 57% of assessed youth have marginal to inadequate supervision skills (2yrs increase trend & higher than the state's rate).

F3. Disability of Parent/Guardian - 5% of assessed youth have parent/Guardian with disabilities noted (decrease from previous year's rate but higher than state's rate).

F4. Family Substance Abuse Within Past 3 Years By Household Member - **18% of assessed youth have household member with alcohol/drug abuse issues (2 yrs increase trend & higher than state's rate the past 4yrs).

F5. Family Criminality - 52% of assessed youth have family members with criminal history (3 yrs increase trend & higher than the state's rate for past 2 yrs). 11% of assessed youth have family member under active court supervision or gang involvement (2 yrs increase trend & higher than the state's rate past 2 yrs).

Priority Needs observed by council: Y0, Y1, Y2, Y4, Y6, Y8, F1, F2, F3, F4, F5

Part III. Summary of the Existing Community Resources:

Structured Activities:

- Mentoring:
 - Boys & Girls Club
 - Big Brothers & Big Sisters
- Parents/Family Skills Building
 - Family Resource Center
- Interpersonal Skills Building:
 - Boys & Girls Club (JCPC Funded)
 - Mediation Center: Boys and Girls Group (restricted to JJ Youth) (JCPC Funded)
 - Boys Scouts/Girls Scouts
 - 4H Club
 - Parks & Rec
 - Kids at Work
 - School Counselors
 - Crosswalk (Recreational)
- Experiential Skills:
 - Boys & Girls Club:
 - Career Launch – financial literacy
 - Enterprise – volunteer 50hrs under supervision at the club to earn privilege of employment at the club.
 - Boys Scouts/Girls Scouts
 - 4H Club
 - Junior Achievement (at high school and restricted by school attendance)
- Tutoring/Academic Enhancement:
 - Boys & Girls Club
 - Tutoring Clubs (school based/restricted)
 - Church based after school programs
- Vocational Skills:

- Enterprise (Boys & Girls Club, age restricted)
- JobLink (16yrs & up/restricted)
- Henderson County Schools Curriculum (restricted)
- Vocational Rehabilitation (restricted – special population/MH Services)
- Kids at Work

Restorative Services:

- Restitution/Community Services:
 - Project Challenge – JCPC funded
- Mediation:
 - Mediation Center – JCPC Funded
- Teen Court

Community Day Programming:

- Structured Day:
 - Alternative Schools
- Day Treatment Programs
 - Family Preservation Services (full day & restricted to diagnosis)

Assessment Services:

- Sex Offender
- Psych Evaluation
- Mental Health Providers
- Private Sector: (difficult to access and/or time to produce report too long)
 - Family Preservation
 - Alexander Youth Network
 - Children’s Hope Alliance
 - Other private Vaya In-Network providers, etc.

Clinical Treatment:

- Counseling:
 - Family Preservation
 - Mountain Counseling
 - Safe Light – Domestic Violence
 - Vaya In-Network Providers, etc
 - Blue Ridge Counseling
- Home Base Family Counseling:
 - Family Preservation – Intensive In-Home
 - Youth Villages – MST
 - Access Family Services – Intensive In-Home Bilingual
 - AMI Kids (restricted JJ)
- Substance Abuse Assessment & Treatment:
 - RHA/ARP Phoenix
 - Other private Vaya In-Network providers, etc.
- Sex Offender Specific Treatment:
 - Alexander Youth Network (out-patient/Medicaid)
 - Children’s Hope Alliance
 - Other private Vaya In-Network providers, etc.
- Crisis Counseling:
 - Safe Light –Domestic Violence
 - RHA Mobile Crisis
 - Other private Vaya In-Network providers, etc.

Residential:

- Group Home Care:
 - Short Term Male/Eckerd Youth Alternative (JJ Exclusive, level 2)
 - Short Term Female/West Care (restricted, level 2)
 - Tarheel Challenge (some restrictions)
 - Crossnore
 - Eliada
 - Timber Ridge
 - Other private Vaya In-Network providers, etc.
- Temporary/Emergency Shelter:
 - Trinity (in Buncombe County)
 - Crossnore
 - Alexander Youth Network
 - Safe Light (Restricted)
 - Rescue Mission (age restricted)
 - Only Hope of WNC (age restricted)
 - Local Temporary Shelter – JCPC Funded
- Therapeutic Foster Care:
 - Multiple Therapeutic Foster Care Agencies (limited, can be hard to access)

Part IV. Summary of Gaps and Barriers in the Continuum of Services

Structured Activities:

- Parent Family Skill Building
- Tutoring/Academic Programs
- Youth Interpersonal Skill Building
- Mentoring
- Experiential
- Vocational Skill Building

Restorative Services:

- Restitution/Community Services (if JCPC funded program is not provided).
- Mediation/Conflict Resolution Services (if JCPC funded program is not provided).
- Teen Court

Community Day Programming:

- Structured Day

Assessment Services:

- Psychological & Sex Offender Assessment Services. (Assessments available in 14 days needed - not available if the JCPC funded program is not provided)

Clinical Treatment: No gaps in the services continuum anticipated.

Day Treatment: Restricted to 4 schools, no elementary or high school programs

Residential:

- Group Home services are needed due to services being outside the county.
- Therapeutic Foster Care (not enough)

- Temporary Shelter
- Runaway Shelter (not available)

Part V. Proposed Priority Services for Funding

The committee compared the services needed to address the elevated Juvenile Risk Factors and Juvenile Needs with services currently available in the community. Services which are currently available in the community and sufficient to meet the needs of court involved youth or those youth most at risk for court involvement are not considered as a priority for JCPC funding.

The Committee proposes that the following services in ranked order be approved as the funding priorities for FY 2019-2020:

1. Interpersonal Skills Building
2. Mediation
3. Group Home
4. Mentoring
5. Restitution/Community Services
6. Teen Court
7. Tutoring/Academic Enhancement
8. Temporary Shelter
9. Psychological Assessment
10. Parent/Family Skill Building
11. Experiential Skill Building Services
12. Structured Day
13. Runaway Shelter
14. Vocational Skills

Henderson County Juvenile Crime Prevention Council Request for Proposals

\$199,188

30%

January 7, 2019

Anticipated County Allocation

Required Local Match Rate

Date Advertised

The Juvenile Crime Prevention Council (JCPC) has studied the risk factors and needs of Juvenile Court involved youth in this county and hereby publishes this Request for Proposals. The JCPC anticipates funds from the NC Department of Public Safety, Division of Adult Corrections and Juvenile Justice Juvenile Community Programs section in the amount stated above to fund the program types specified below. Such programs will serve delinquent and at risk youth for the state fiscal year 2019-2020 beginning on, or after, July 1, 2019. The use of these funds in this county requires a local match in the amount specified above.

The JCPC will consider proposals for the following needed programs:

- | | | |
|----------------------------------|-----------------------------------|--|
| 1. Interpersonal skills | 6. Teen Court | 11. Experiential Skill Building Services |
| 2. Mediation | 7. Tutoring/Academic Enhancement | 12. Structured Day |
| 3. Group Home | 8. Temporary Shelter | 13. Runaway Shelter |
| 4. Mentoring | 9. Psychological Assessment | 14. Vocational Skills |
| 5. Restitution/Community Service | 10. Parent/Family Skills Building | |

Proposed program services should target the following risk factors for delinquency or repeat delinquency:

- The elevated number of youth who are runaways from home or placement - The elevated number of youth with prior serious adjudication
- The elevated number of youth with known substance abuse: alcohol or other drugs - The elevated number of youth with 1-3 prior referrals
- The elevated number of youth who have school behavior problems
- The elevated number of youth who lack pro-social peers
- The elevated number of youth who lack parents that are able to supervise

Programs should address the following concerns as reported in the Needs Assessments for adjudicated youth:

- Peer Domain**
 - Elevated levels of association with delinquent peers
- Individual Domain**
 - Elevated number of youth who are victims of abuse, neglect
 - Youth need more mental health assessment
 - Basic physical needs unmet
 - An increased rate of known substance abuse: alcohol and other drugs
- Family Domain**
 - Elevated number of youth who have family members with substance abuse issues
 - Elevated number of youth who have family with marginal to inadequate supervision skills
 - Elevated number of youth who have family members with a criminal history
 - Elevated number of youth with domestic discord in the home
 - Elevated number of youth with disabled parent or guardian
- School Domain**
 - Elevated levels of school behavioral issues

Applicants are being sought that are able to address items below:

1. Program services compatible with research that are shown to be effective with juvenile offenders.
2. Program services are outcome-based.
3. The program has an evaluation component.
4. Program services detect gang participation and divert individual, if applicable.

Local public agencies, 501(c)(3) non-profit corporations and local housing authorities are invited to submit applications to provide services addressing the above elements.

Mary Murray _____ at _____ (828) 778-7303
 JCPC Chairperson or Designee Telephone #

In order to apply for FY 2019-2020 JCPC funding, you must complete and submit your application online by accessing NC ALLIES. Please read and follow all instructions at the following link: <https://cp.ncdijdp.org/CP/>
 After submitting the application electronically, print and submit hard copies as indicated below. Private non-profits are also required to submit No Over Due Tax forms, Conflict of Interest Statements, and proof of 501(c)(3) status.

All NEW applicants will be required to attend a Program Agreement Orientation Workshop with State Consultant, Megan Webster, scheduled on January 18th, 2019 at 8:00 a.m. in the Commissioner's Meeting Room.

NOTE: For further information, or technical assistance about applying for JCPC funds in this county, contact your Area Consultant, Megan Webster at 296-4744.

Deadline for Application is: _____ February 8, 2019 by _____ 5 P.M.
 Mail or deliver Kathryn Finoff
 applications to: Historic Courthouse, Hendersonville, NC
 Number of original copies to submit: 1 Telephone: (828) 694 - 5042

Juvenile Crime Prevention Council Funding Decisions Summary

| Program Funded | Reason for Funding (Check all that apply) |
|------------------------------|--|
| Kids at Work - Aspire | <input checked="" type="checkbox"/> Meets funding priority <input checked="" type="checkbox"/> Compatible with research <input checked="" type="checkbox"/> Cost efficient <input checked="" type="checkbox"/> Addresses reductions of complaints, violations of supervision & convictions <input checked="" type="checkbox"/> Has evaluation component <input type="checkbox"/> Addresses parental accountability <input type="checkbox"/> Addresses use of alcohol/controlled substances <input type="checkbox"/> Addresses restitution to victims <input type="checkbox"/> Addresses gang participation <input type="checkbox"/> Other <input type="checkbox"/> Other <input checked="" type="checkbox"/> Would increase funding to this service if funds were available |
| Project Challenge | <input checked="" type="checkbox"/> Meets funding priority <input checked="" type="checkbox"/> Compatible with research <input checked="" type="checkbox"/> Cost efficient <input checked="" type="checkbox"/> Addresses reductions of complaints, violations of supervision & convictions <input checked="" type="checkbox"/> Has evaluation component <input type="checkbox"/> Addresses parental accountability <input type="checkbox"/> Addresses use of alcohol/controlled substances <input type="checkbox"/> Addresses restitution to victims <input type="checkbox"/> Addresses gang participation <input type="checkbox"/> Other <input type="checkbox"/> Other <input checked="" type="checkbox"/> Would increase funding to this service if funds were available |
| Boys and Girls Club | <input checked="" type="checkbox"/> Meets funding priority <input checked="" type="checkbox"/> Compatible with research <input checked="" type="checkbox"/> Cost efficient <input checked="" type="checkbox"/> Addresses reductions of complaints, violations of supervision & convictions <input checked="" type="checkbox"/> Has evaluation component <input type="checkbox"/> Addresses parental accountability <input type="checkbox"/> Addresses use of alcohol/controlled substances <input type="checkbox"/> Addresses restitution to victims <input type="checkbox"/> Addresses gang participation <input type="checkbox"/> Other <input type="checkbox"/> Other <input checked="" type="checkbox"/> Would increase funding to this service if funds were available |
| Mediation Center | <input checked="" type="checkbox"/> Meets funding priority <input checked="" type="checkbox"/> Compatible with research <input checked="" type="checkbox"/> Cost efficient <input checked="" type="checkbox"/> Addresses reductions of complaints, violations of supervision & convictions <input checked="" type="checkbox"/> Has evaluation component <input type="checkbox"/> Addresses parental accountability <input type="checkbox"/> Addresses use of alcohol/controlled substances <input type="checkbox"/> Addresses restitution to victims <input type="checkbox"/> Addresses gang participation <input type="checkbox"/> Other <input type="checkbox"/> Other <input checked="" type="checkbox"/> Would increase funding to this service if funds were available |
| Administration | <input type="checkbox"/> Meets funding priority <input type="checkbox"/> Compatible with research <input type="checkbox"/> Cost efficient <input type="checkbox"/> Addresses reductions of complaints, violations of supervision & convictions <input type="checkbox"/> Has evaluation component <input type="checkbox"/> Addresses parental accountability <input type="checkbox"/> Addresses use of alcohol/controlled substances <input type="checkbox"/> Addresses restitution to victims <input type="checkbox"/> Addresses gang participation <input type="checkbox"/> Other <input type="checkbox"/> Other <input type="checkbox"/> Would increase funding to this service if funds were available |
| Program Not Funded | Reason for Not Funding (Check all that apply) |
| | <input type="checkbox"/> Lack of funding, addresses priority need and would fund if resources allowed <input type="checkbox"/> Does not meet funding priority <input type="checkbox"/> Not compatible with research <input type="checkbox"/> Lesser quality than another program funded of it's type <input type="checkbox"/> Greater cost than program of same type and quality <input type="checkbox"/> Other <input type="checkbox"/> Other |
| | <input type="checkbox"/> Lack of funding, addresses priority need and would fund if resources allowed <input type="checkbox"/> Does not meet funding priority <input type="checkbox"/> Not compatible with research <input type="checkbox"/> Lesser quality than another program funded of it's type <input type="checkbox"/> Greater cost than program of same type and quality <input type="checkbox"/> Other <input type="checkbox"/> Other |
| | <input type="checkbox"/> Lack of funding, addresses priority need and would fund if resources allowed <input type="checkbox"/> Does not meet funding priority <input type="checkbox"/> Not compatible with research <input type="checkbox"/> Lesser quality than another program funded of it's type <input type="checkbox"/> Greater cost than program of same type and quality <input type="checkbox"/> Other <input type="checkbox"/> Other |
| | <input type="checkbox"/> Lack of funding, addresses priority need and would fund if resources allowed <input type="checkbox"/> Does not meet funding priority <input type="checkbox"/> Not compatible with research <input type="checkbox"/> Lesser quality than another program funded of it's type <input type="checkbox"/> Greater cost than program of same type and quality <input type="checkbox"/> Other <input type="checkbox"/> Other |
| | <input type="checkbox"/> Lack of funding, addresses priority need and would fund if resources allowed <input type="checkbox"/> Does not meet funding priority <input type="checkbox"/> Not compatible with research <input type="checkbox"/> Lesser quality than another program funded of it's type <input type="checkbox"/> Greater cost than program of same type and quality <input type="checkbox"/> Other <input type="checkbox"/> Other |
| | <input type="checkbox"/> Lack of funding, addresses priority need and would fund if resources allowed <input type="checkbox"/> Does not meet funding priority <input type="checkbox"/> Not compatible with research <input type="checkbox"/> Lesser quality than another program funded of it's type <input type="checkbox"/> Greater cost than program of same type and quality <input type="checkbox"/> Other <input type="checkbox"/> Other |
| | <input type="checkbox"/> Lack of funding, addresses priority need and would fund if resources allowed <input type="checkbox"/> Does not meet funding priority <input type="checkbox"/> Not compatible with research <input type="checkbox"/> Lesser quality than another program funded of it's type <input type="checkbox"/> Greater cost than program of same type and quality <input type="checkbox"/> Other <input type="checkbox"/> Other |
| | <input type="checkbox"/> Lack of funding, addresses priority need and would fund if resources allowed <input type="checkbox"/> Does not meet funding priority <input type="checkbox"/> Not compatible with research <input type="checkbox"/> Lesser quality than another program funded of it's type <input type="checkbox"/> Greater cost than program of same type and quality <input type="checkbox"/> Other <input type="checkbox"/> Other |
| | <input type="checkbox"/> Lack of funding, addresses priority need and would fund if resources allowed <input type="checkbox"/> Does not meet funding priority <input type="checkbox"/> Not compatible with research <input type="checkbox"/> Lesser quality than another program funded of it's type <input type="checkbox"/> Greater cost than program of same type and quality <input type="checkbox"/> Other <input type="checkbox"/> Other |
| | <input type="checkbox"/> Lack of funding, addresses priority need and would fund if resources allowed <input type="checkbox"/> Does not meet funding priority <input type="checkbox"/> Not compatible with research <input type="checkbox"/> Lesser quality than another program funded of it's type <input type="checkbox"/> Greater cost than program of same type and quality <input type="checkbox"/> Other <input type="checkbox"/> Other |

Program Enhancement Plan (PEP)

Program/Component: Education & Social Development - Boys & Girls Club of Henderson County

Brief Description: The program helps clients develop social skills required to interact positively with others, specifically addressing anti-social, risky behaviors. Clients interact with mentoring adults and positive peers to develop social and life skills, improve relationships, strengthen positive character traits and redirect negative behaviors.

| Category | SPEP Score | Enhancement Opportunity | Action Steps | Responsible Party | Progress Report: Describe progress made, include date, what has been completed, in process or no progress |
|--|------------|--|---|-------------------------------|---|
| Primary Service Qualifying Supplemental Service | 20 | | | | |
| Quality of Service Delivery | 17 | Improve engagement with court counselors; Staff evaluation | Attend weekly JTC staffing meetings; Modify staff evaluation assessment form to include criteria specific to JCPC program delivery, conduct assessments annually. | K. Siefert, D. Torres-Edwards | Effective October 2018, program staff working directly with clients now attendig weekly JTC meetings in addition to program managers. Program assessments completed in August 2018. |
| Amount of Service: Duration and Contact Hours | | | | | |
| Risk Level of Youth | | | | | |

Total SPEP Score 37

POP

This Plan is approved by: *[Signature]* Date 4/2/19

Program Manager Signature: *[Signature]* Date 4/25-19

JCPC Chair Signature: _____ Date _____

Program Enhancement Plan (PEP)

Program/Component: Henderson County Youth Mediation

Brief Description: Youth mediation provides conflict resolution services to youth. Victims and offenders meet together with a neutral mediator to work out a solution to the conflict and develop a written agreement to prevent delinquent behavior in the future.

| Category | SPEP Score | Enhancement Opportunity | Action Steps | Responsible Party | Progress Report: Describe progress made, include date, what has been completed, in process or no progress |
|---|------------|---|---|---|---|
| Primary Service | n/a | | | | |
| Qualifying Supplemental Service | n/a | | | | |
| Quality of Service Delivery | 12 | 1. Staff Evaluation 2. Staff training 3. Program Evaluation | 1. We will continue to evaluate staff after 90 days and each year. 2. We will increase the amount of training provided to the coordinator and document all training in the employee file 3. Develop model fidelity checklist for mediation, observe coordinator twice per year, develop | 1. Program Director 2. Program director 3. Program Director | 1. Coordinator's 90-day review complete. 2. Coordinator attending regular mediator in-service training for ongoing development, documented in file. 3. Program Director has completed model fidelity observation |
| Amount of Service: Duration and Contact Hours | n/a | | | | |
| Risk Level of Youth | n/a | | | | |
| Total SPEP Score | 12 | | | | |
| POP | | | | | |

This Plan is approved by: *Pat Clarke* *[Signature]*

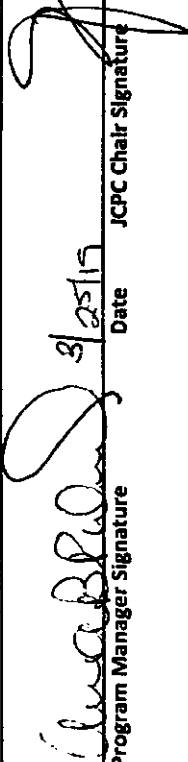

Program Manager Signature Date 3-28-19 Date

JCPC Chair Signature

Program Enhancement Plan (PEP)

Program/Component: Project Challenge-Henderson
Brief Description: Project Challenge is a dispositional option to juvenile court allowing participants to repay or give back to their community as part of their probation requirements. Participants are given the opportunity to fulfill their obligation to the courts by completing community service and provide victims repayment of monetary loss.

| Category | SPEP Score | Enhancement Opportunity | Action Steps | Responsible Party | Progress Report: Describe progress made, include date, what has been completed, in process or no progress |
|---|------------|--|--|--|--|
| Primary Service Qualifying Supplemental Service | 10 | | | | |
| Quality of Service Delivery | 5 | | 1-Protocol Manual needs to include a dailey flow and client flow of activities. 2-Staff training individualized training plan for positions. 3-Program Evaluation, Monitoring and Corrective Action - Needs description on how to improve or inform staff. | 1-2-3 Project Challenge Program Manager | 1-Added summary to Program Manual. 2-Added summary to Program Manual. 3-Added summary to Program manual. Staff has been instructed and trained on all three topics. |
| Amount of Service: Duration and Contact Hours | 10 | Improve % of juvenile receiving optimal duration | 1. Schedule participants for 12 weeks in all possible cases adhering to frequency requirements in JPC policy. 2. Communicate change and rationale to referral sources, clients, and families | 1. Project Challenge Program Coordinator 2. Project Challenge Program Coordinator | 1-Continue monitoring that length of stay extends the 12 weeks and frequency requirements are met. 2-Continue open communication with all involved. |
| Risk Level of Youth | 25 | | | | |

This Plan is approved by:  Date: 3/25/15 JPCP Chair Signature:  Date: 5-28-15


Program Enhancement Plan (PEP)

Program/Component: Kids at Work-Henderson County 2018-2019


Brief Description: Kids At Work is an interpersonal skills development program based around the culinary arts. Youth are a part of the program for 16 weeks and meet for three hours once a week for instruction. The curriculum consists of 24 hands-on lessons that are designed to meet the clients unique learning styles and help them apply the skills in a work environment.

| Category | SPEP Score | Enhancement Opportunity | Action Steps | Responsible Party | Progress Report: Describe progress made, include date, what has been completed, in process or no progress |
|---|------------|-------------------------|---|-------------------|--|
| Primary Service | 15 | | | | |
| Qualifying Supplemental Service | 5 | | | | |
| Quality of Service Delivery | 12 | | 1. To assess the reasons and factors regarding staff turnover. 2. Develop a plan based on the assessment. 3. Implement the plan. 4. Evaluate outcomes. 5. Developing a Continuity plan for filling vacancies. | District Leader | 3/11/19: To date we have asked in exit interviews reasons and factors regarding leaving organization so that we can develop an assessment. We have also recognized employees as employee of the month and participated in an thank you employee luncheon |
| Amount of Service: Duration and Contact Hours | 10 | | | | |
| Risk Level of Youth | 20 | | | | |
| Total SPEP Score | 62 | | | | |
| POP | 66% | | | | |

This Plan is approved by:



 Program Manager Signature



 JPCP Chair Signature

Date

Date

12 March 2019