

Public Safety - Emergency Management

PERFORMANCE SUMMARY	FY 2013 Actual	FY 2014 Actual	FY 2015 Actual	FY 2016 Actual	FY 2017 Actual	FY 2018 Estimate	FY 2019 Goal	TARGET
Updated plans approved by State and Federal partners	90%	80%	100%	100%	100%	100%	90%	100%
Emergency Operations Plan Elements Updated	100%	100%	100%	95%	100%	100%	100%	100%
Fire cause and origin determined within 2 weeks	100%	98%	100%	100%	100%	100%	100%	100%

STAFFING LEVELS	FY 2017 ACTUAL	FY 2018 BUDGET	FY 2019 PROPOSED	% CHANGE
Full Time	4	5	6	20.0%
Part Time	0	0	0	0.0%
Project	1	1	0	0.0%

COST CENTER	FY 2017 ACTUAL	FY 2018 BUDGET	FY 2019 PROPOSED	% CHANGE
Personnel	\$ 736,247	\$ 730,312	\$ 758,302	3.8%
Operating	\$ 324,162	\$ 585,822	\$ 280,739	-52.1%
Capital	\$ 80,259	\$ 48,000	\$ 32,000	-33.3%
Total Expenditures	\$ 1,140,669	\$ 1,364,134	\$ 1,071,041	-21.5%
Total Revenue	\$ 148,994	\$ 425,433	\$ 51,200	-88.0%
Revenue % of Expenditure	13%	31%	5%	

SIGNIFICANT ISSUES

1	The FY 19 Proposed Budget includes (1) one additional FT employee to coordinate EM and EMS logistics.
2	Operating expenditures decrease from FY 18 due to FEMA reimbursements received during FY 18.

UNFUNDED BUDGET REQUESTS

	\$ REQUEST	TRE
1 None	\$0	\$0.00000

EMS

PERFORMANCE SUMMARY	FY 2013 Actual	FY 2014 Actual	FY 2015 Actual	FY 2016 Actual	FY 2017 Actual	FY 2018 Actual	FY 2019 Goal	TARGET
Average response time (min/sec)	7:41	7:48	7:48	7:51	7:52	7:41	7:50	9:00
Annual EMS Dispatches	12,170	12,450	12,900	13,563	14,233	15,063	15,900	15,900
Number of ACR's Completed accurately	98%	98%	98%	98%	98%	98%	98%	100%

STAFFING LEVELS	FY 2017 ACTUAL	FY 2018 BUDGET	FY 2019 PROPOSED	% CHANGE
Full Time	66	66	68	3.0%
Part Time	0	0	0	0.0%
Project	0	0	0	0.0%

COST CENTER	FY 2017 ACTUAL	FY 2018 BUDGET	FY 2019 PROPOSED	% CHANGE
Personnel	\$ 5,120,821	\$ 5,361,604	\$ 5,520,937	3.0%
Operating	\$ 624,216	\$ 634,075	\$ 601,320	-5.2%
Capital	\$ 606,216	\$ 482,130	\$ 500,256	3.8%
Total Expenditures	\$ 6,351,254	\$ 6,477,809	\$ 6,622,513	2.2%
Total Revenue	\$ 3,883,777	\$ 3,202,825	\$ 3,690,000	15.2%
Revenue % of Expenditure	61%	49%	56%	

SIGNIFICANT ISSUES

1	The FY18 Proposed Budget includes the replacement of three (3) ambulances.
2	The FY18 Proposed Budget includes two (2) additional relief employees. Overtime funds reduced to assist in covering the cost.

UNFUNDED BUDGET REQUESTS

	\$ REQUEST	TRE
1 None	\$0	\$0.00000

Building Services

PERFORMANCE SUMMARY	FY 2013 Actual	FY 2014 Actual	FY 2015 Actual	FY 2016 Actual	FY 2017 Actual	FY 2018 Estimate	FY 2019 Goal	TARGET
Average # inspections per inspector	15.7/day	16/day	14.7/day	14.5/day	15.3/day	15.5/day	13.6/day	10/day
Number of hours to report to P&I	5.75 hr	6.0 hr	5.5 hr	6.0 hr	6.0 hr	5.5 hr	5.0 hr	4.5 hr
Average online Inspections scheduled	10%	9%	12%	10%	10%	15%	20%	20%

STAFFING LEVELS	FY 2017 ACTUAL	FY 2018 BUDGET	FY 2019 PROPOSED	% CHANGE
Full Time	11	12	13	8.3%
Part Time	0	0	0	0.0%
Project	1	1	1	0.0%

COST CENTER	FY 2017 ACTUAL	FY 2018 BUDGET	FY 2019 PROPOSED	% CHANGE
Personnel	\$ 769,362	\$ 884,141	\$ 919,085	4.0%
Operating	\$ 77,399	\$ 120,360	\$ 125,610	4.4%
Capital	\$ -	\$ 32,946	\$ 36,864	0.0%
Total Expenditures	\$ 846,761	\$ 1,037,447	\$ 1,081,559	4.3%
Total Revenue	\$ 1,185,659	\$ 1,075,000	\$ 1,075,000	0.0%
Revenue % of Expenditure	140%	104%	99%	

SIGNIFICANT ISSUES

1	FY 19 budget includes one (1) additional inspector and vehicle to keep the number of inspections per day at the recommended level.
2	No other significant issues for FY 19 Proposed Budget.

UNFUNDED BUDGET REQUESTS

	\$ REQUEST	TRE
1 None	\$0	\$0.00000

Animal Services

PERFORMANCE SUMMARY	FY 2013 Actual	FY 2014 Actual	FY 2015 Actual	FY 2016 Actual	FY 2017 Actual	FY 2018 Estimate	FY 2019 Goal	TARGET
# of Animals Sterilized	664	672	495	469	641	1,600	1,800	1,800
Adoption/Reclaim Rates	50%	53%	63%	6%	69%	65%	68%	68%
# Animals Vaccinated at County Clinics	993	1,088	1,050	965	841	900	900	900

STAFFING LEVELS	FY 2017 ACTUAL	FY 2018 BUDGET	FY 2019 PROPOSED	% CHANGE
Full Time	7	7	8	14.3%
Part Time	0	0	0	0.0%
Project	0	0	0	0.0%

COST CENTER	FY 2017 ACTUAL	FY 2018 BUDGET	FY 2019 PROPOSED	% CHANGE
Personnel	\$ 395,285	\$ 413,936	\$ 459,247	10.9%
Operating	\$ 160,460	\$ 242,510	\$ 220,860	-8.9%
Capital	\$ -	\$ -	\$ -	0.0%
Total Expenditures	\$ 555,745	\$ 656,446	\$ 680,107	3.6%
Total Revenue	\$ 71,211	\$ 65,000	\$ 65,000	0.0%
Revenue % of Expenditure	13%	10%	10%	

SIGNIFICANT ISSUES

1	The FY 19 Proposed Budget includes the addition of one (1) Kennel Attendant to assist with overtime and eliminate staff from other divisions assisting Animal Services.
---	---

UNFUNDED BUDGET REQUESTS

	\$ REQUEST	TRE
1 None	\$0	\$0.00000

Rescue Squad

COST CENTER	FY 2017 ACTUAL	FY 2018 BUDGET	FY 2019 PROPOSED	% CHANGE
Personnel	\$ -	\$ -	\$ -	0.0%
Operating	\$ 303,712	\$ 281,360	\$ 281,360	0.0%
Capital	\$ -	\$ -	\$ -	0.0%
Total Expenditures	\$ 303,712	\$ 281,360	\$ 281,360	0.0%
Total Revenue	\$ -	\$ -	\$ -	0.0%
Revenue % of Expenditure	0%	0%	0%	

SIGNIFICANT ISSUES

1	The FY 19 Proposed budget includes a flat allocation from the FY 18 budget.
---	---

UNFUNDED BUDGET REQUESTS

		\$ REQUEST	TRE
1	Four Wheel Drive Ambulance	\$180,000	\$0.00134
2	Additional Operating Funds	\$100,000	\$0.00074

Code Enforcement

PERFORMANCE SUMMARY	FY 2013 Actual	FY 2014 Actual	FY 2015 Actual	FY 2016 Actual	FY 2017 Actual	FY 2018 Estimate	FY 2019 Goal	TARGET
Investigations	185	214	137	201	158	160	200	N/A
Violations Removed	153	190	123	192	161	158	200	N/A
Review Time for Flood Damage Prevention <15 Days	100%	100%	100%	100%	100%	100%	100%	100%

STAFFING LEVELS	FY 2017 ACTUAL	FY 2018 BUDGET	FY 2019 PROPOSED	% CHANGE
Full Time	3	3	3	0.0%
Part Time	0	0	0	0.0%
Project	0	0	0	0.0%

COST CENTER	FY 2017 ACTUAL	FY 2018 BUDGET	FY 2019 PROPOSED	% CHANGE
Personnel	\$ 240,511	\$ 251,072	\$ 258,519	3.0%
Operating	\$ 74,671	\$ 36,474	\$ 36,474	0.0%
Capital	\$ -	\$ -	\$ 22,426	0.0%
Total Expenditures	\$ 315,182	\$ 287,546	\$ 317,419	10.4%
Total Revenue	\$ 88,545	\$ 104,000	\$ 106,000	1.9%
Revenue % of Expenditure	28%	36%	33%	

SIGNIFICANT ISSUES

1	The FY 19 Proposed Budget includes the replacement of one (1) vehicle that meets the replacement schedule guidelines. No other significant issues.
---	--

UNFUNDED BUDGET REQUESTS

		\$ REQUEST	TRE
1	None	\$0	\$0.00000

Planning and Economic Development - Soil & Water Conservation

PERFORMANCE SUMMARY	FY 2013 Actual	FY 2014 Actual	FY 2015 Actual	FY 2016 Actual	FY 2017 Actual	FY 2018 Estimate	FY 2019 Goal	TARGET
50% of approved ACSP plans implemented in 1st year	7	6	5	5	7	6	6	9
# of BMPs installed in Henderson County	38	35	50	81	78	71	40	45
% of Henderson County Schools visited	61%	40%	40%	30%	35%	77%	45%	65%

STAFFING LEVELS	FY 2017 ACTUAL	FY 2018 BUDGET	FY 2019 PROPOSED	% CHANGE
Full Time	4	4	4	0.0%
Part Time	0	0	0	0.0%
Project	0	0	0	0.0%

COST CENTER	FY 2017 ACTUAL	FY 2018 BUDGET	FY 2019 PROPOSED	% CHANGE
Personnel	\$ 292,527	\$ 297,434	\$ 314,477	5.7%
Operating	\$ 19,876	\$ 69,153	\$ 47,567	-31.2%
Capital	\$ -	\$ -	\$ -	0.0%
Total Expenditures	\$ 312,403	\$ 366,587	\$ 362,044	-1.2%
Total Revenue	\$ 44,745	\$ 74,406	\$ 43,575	-41.4%
Revenue % of Expenditure	14%	20%	12%	

SIGNIFICANT ISSUES

1	Funding for Mountain True was moved to Soil and Water as a Performance Contract. The report that Mountain True provides with funding is used to leverage Soil & Water grants.
2	Operating Expenditures decrease due to a grant received in FY 18.

UNFUNDED BUDGET REQUESTS

	\$ REQUEST	TRE
1 None	\$0	\$0.00000

Planning

PERFORMANCE SUMMARY	FY 2013 Actual	FY 2014 Actual	FY 2015 Actual	FY 2016 Actual	FY 2017 Actual	FY 2018 Estimate	FY 2019 Goal	TARGET
Develop one community plan each year.	0	1	0	0	1	1	1	1
Current plans posted on the website within 5 business days.	100%	100%	100%	100%	100%	100%	100%	100%
Percentage of addresses that match MSAG data.	99.96%	99.70%	99.89%	99.81%	97.98%	99.50%	99.85%	99.85%

STAFFING LEVELS	FY 2017 ACTUAL	FY 2018 BUDGET	FY 2019 PROPOSED	% CHANGE
Full Time	8	8	9	12.5%
Part Time	0	0	0	0.0%
Project	0	0	0	0.0%

COST CENTER	FY 2017 ACTUAL	FY 2018 BUDGET	FY 2019 PROPOSED	% CHANGE
Personnel	\$ 680,287	\$ 781,494	\$ 903,509	15.6%
Operating	\$ 23,197	\$ 83,587	\$ 86,692	3.7%
Capital	\$ -	\$ -	\$ -	0.0%
Total Expenditures	\$ 703,484	\$ 865,081	\$ 990,201	14.5%
Total Revenue	\$ 69,513	\$ 64,500	\$ 66,500	3.1%
Revenue % of Expenditure	10%	7%	7%	

SIGNIFICANT ISSUES

1	The FY 19 Budget includes one (1) Project Coordinator position transferred from Facility Services during the FY 18 budget.
---	--

UNFUNDED BUDGET REQUESTS

	\$ REQUEST	TRE
1 Project Management Replacement Vehicle	\$21,173	\$0.00016

Public Transit

PERFORMANCE SUMMARY

	FY 2013 Actual	FY 2014 Actual	FY 2015 Actual	FY 2016 Actual	FY 2017 Actual	FY 2018 Estimate	FY 2019 Goal	TARGET
Annual Ridership	94,943	103,426	110,611	100,963	91,194	83,243	84,908	111,858
Riders Per Hour (Average)	10.39	11.31	11.80	10.27	9.74	10.01	10.21	12.24
Operating Cost per Rider (Average)	\$5.41	\$5.02	\$5.62	\$6.55	\$3.32	\$4.50	\$6.29	\$4.85

COST CENTER

	FY 2017 ACTUAL	FY 2018 BUDGET	FY 2019 PROPOSED	% CHANGE
Personnel	\$ -	\$ 99,605	\$ 102,594	3.0%
Operating	\$ 555,456	\$ 877,948	\$ 907,581	3.4%
Capital	\$ -	\$ -	\$ -	0.0%
Total Expenditures	\$ 555,456	\$ 977,553	\$ 1,010,175	3.3%
Total Revenue	\$ 953,576	\$ 977,553	\$ 1,010,176	3.3%
Revenue % of Expenditure	172%	100%	100%	

SIGNIFICANT ISSUES

1	The proposed budget includes lease payments for a Urban Fixed Route Van. The vehicle will be leased rather than purchased.
---	--

UNFUNDED BUDGET REQUESTS

	\$ REQUEST	TRE
1 None	\$0	\$0.00000

Economic Development

COST CENTER	FY 2017 ACTUAL	FY 2018 BUDGET	FY 2019 PROPOSED	% CHANGE
Borg Warner	\$ -	\$ 42,351	\$ -	-100.0%
Cane Creek Cycling	\$ 5,064	\$ -	\$ -	0.0%
Continental Teves	\$ 498,636	\$ 489,288	\$ 489,288	0.0%
Graham Packaging/Clement Pap	\$ 25,886	\$ -	\$ -	0.0%
Project Spin	\$ -	\$ -	\$ 27,685	100.0%
Kyocera	\$ -	\$ -	\$ 28,872	100.0%
Microtech	\$ -	\$ -	\$ 9,322	100.0%
Meritor	\$ 34,632	\$ 34,632	\$ 68,786	98.6%
Norafin	\$ -	\$ 66,424	\$ 81,812	23.2%
One North Carolina Grant	\$ -	\$ 165,000	\$ -	-100.0%
Open Arms	\$ -	\$ 50,000	\$ -	-100.0%
PMA (Elkamet)	\$ 16,178	\$ 16,179	\$ 8,987	-44.5%
Partnership for Econ Dev.	\$ 366,750	\$ 376,750	\$ 376,750	0.0%
Raumedic	\$ 261,208	\$ 261,208	\$ 261,208	0.0%
Sierra Nevada	\$ 267,673	\$ 267,672	\$ -	-100.0%
Warm Company	\$ 17,616	\$ 17,616	\$ 17,616	0.0%
Total Expenditures	\$ 1,493,643	\$ 1,787,120	\$ 1,370,326	-23.3%
Total Revenue	\$ -	\$ 165,000	\$ -	0.0%
Revenue % of Expenditure	0%	9%	0%	

SIGNIFICANT ISSUES

1	The FY 19 Proposed budget allocates economic development payments per board actions.
2	The FY 18 Budget included \$165,000 in One North Carolina Grant Funds for Raumedic and Continental Automotive Systems.
3	The final payment to Sierra Nevada is in FY 18.

UNFUNDED BUDGET REQUESTS

	\$ REQUEST	TRE
1 None	\$0	\$0.00000

Heritage Museum

COST CENTER	FY 2017 ACTUAL	FY 2018 BUDGET	FY 2019 PROPOSED	% CHANGE
Personnel	\$ -	\$ -	\$ -	0.0%
Operating	\$ 100,000	\$ 100,000	\$ 100,000	0.0%
Capital	\$ -	\$ -	\$ -	0.0%
Total Expenditures	\$ 100,000	\$ 100,000	\$ 100,000	0.0%
Total Revenue	\$ 90,000	\$ 90,000	\$ 90,000	0.0%
Revenue % of Expenditure	90%	90%	90%	

SIGNIFICANT ISSUES

1	No Significant Issues. Operating levels remain consistent with funding in FY 18.
---	--

UNFUNDED BUDGET REQUESTS

	\$ REQUEST	TRE
1 None	\$0	\$0.00000

Chairman Edney requested that \$1,000 of the \$100,000 be allocated to the Walk of Fame.

Agribusiness Henderson County

STAFFING LEVELS	FY 2017 ACTUAL	FY 2018 BUDGET	FY 2019 PROPOSED	% CHANGE
Full Time	1	1	1	0.0%
Part Time	0	0	0	0.0%
Project	0	0	0	0.0%

COST CENTER	FY 2017 ACTUAL	FY 2018 BUDGET	FY 2019 PROPOSED	% CHANGE
Personnel	\$ 139,897	\$ 145,404	\$ 150,794	3.7%
Operating	\$ 37,814	\$ 807	\$ 807	0.0%
Capital	\$ -	\$ -	\$ -	0.0%
Total Expenditures	\$ 177,711	\$ 146,211	\$ 151,601	3.7%
Total Revenue	\$ 56,731	\$ 26,211	\$ 1,601	-93.9%
Revenue % of Expenditure	32%	18%	1%	

Commissioner Hawkins questioned the funding and asked staff to look at history for information regarding lowering funding to 80%.

SIGNIFICANT ISSUES

1	The FY 19 Proposed Budget includes expenditures of the department that are not funded by Henderson County. County funding increases to \$150,000. Additional revenues are derived from the non-profit's dues and donations.
---	---

UNFUNDED BUDGET REQUESTS

	\$ REQUEST	TRE
1 None	\$0	\$0.00000

Environmental Protection - Forestry Services

COST CENTER	FY 2017 ACTUAL	FY 2018 BUDGET	FY 2019 PROPOSED	% CHANGE
Personnel	\$ -	\$ -	\$ -	0.0%
Operating	\$ 39,070	\$ 75,446	\$ 58,298	-22.7%
Capital	\$ -	\$ -	\$ -	0.0%
Total Expenditures	\$ 39,070	\$ 75,446	\$ 58,298	-22.7%
Total Revenue	\$ -	\$ -	\$ -	0.0%
Revenue % of Expenditure	0%	0%	0%	

SIGNIFICANT ISSUES

1	No significant issues, the request from the NC Forestry Service is fully funded.
---	--

UNFUNDED BUDGET REQUESTS

	\$ REQUEST	TRE
1 None	\$0	\$0.00000

Cooperative Extension

PERFORMANCE SUMMARY	FY 2013 Actual	FY 2014 Actual	FY 2015 Actual	FY 2016 Actual	FY 2017 Actual	FY 2018 Estimate	FY 2019 Goal	TARGET
# of Agricultural & Natural Resource Program participants	22,022	21,675	22,022	14,572	11,154	16,000	20,000	25,000
# of Health & Nutrition Program participants	2,423	3,834	5,103	6,001	13,777	14,000	16,000	7,000
# of Youth & Family participants	12,828	11,937	11,384	13,610	12,078	13,000	14,000	12,000

COST CENTER	FY 2017 ACTUAL	FY 2018 BUDGET	FY 2019 PROPOSED	% CHANGE
Personnel	\$ 261,587	\$ 327,531	\$ 321,392	-1.9%
Operating	\$ 63,282	\$ 70,622	\$ 72,597	2.8%
Capital	\$ -	\$ -	\$ -	0.0%
Total Expenditures	\$ 324,869	\$ 398,153	\$ 393,989	-1.0%
Total Revenue	\$ -	\$ -	\$ -	0.0%
Revenue % of Expenditure	0%	0%	0%	

SIGNIFICANT ISSUES

1	No significant issues. Overall budget decreases slightly from FY 18 due to salary changes.
---	--

UNFUNDED BUDGET REQUESTS

	\$ REQUEST	TRE
1 New Additional Truck	\$32,692	\$0.00024
2 Additional Fuel	\$1,000	\$0.00001

*The actual target number for # of Health & Nutrition Program participants is 17,000.

Commissioner Thompson requested that a new truck and fuel be added to the budget at a cost of \$33,692.

Human Services - Home and Community Care Block Grant

COST CENTER	FY 2017 ACTUAL	FY 2018 BUDGET	FY 2019 PROPOSED	% CHANGE
Personnel	\$ -	\$ -	\$ -	0.0%
Operating	\$ 750,513	\$ 733,648	\$ 733,648	0.0%
Capital	\$ -	\$ -	\$ -	0.0%
Total Expenditures	\$ 750,513	\$ 733,648	\$ 733,648	0.0%
Total Revenue	\$ 750,513	\$ 733,648	\$ 733,648	0.0%
Revenue % of Expenditure	100%	100%	100%	

SIGNIFICANT ISSUES

1	No significant issues for FY 19. The program is 100% grant funded using no county dollars.
---	--

UNFUNDED BUDGET REQUESTS

	\$ REQUEST	TRE
1 None	\$0	\$0.00000

Planning Director Samantha Hodges stated since the agenda was published they had received a reduction of \$2,674.00 on the budget proposal.

Medical Services

COST CENTER	FY 2017 ACTUAL	FY 2018 BUDGET	FY 2019 PROPOSED	% CHANGE
Personnel	\$ -	\$ -	\$ -	0.0%
Operating	\$ 58,450	\$ 60,000	\$ 60,000	0.0%
Capital	\$ -	\$ -	\$ -	0.0%
Total Expenditures	\$ 58,450	\$ 60,000	\$ 60,000	0.0%
Total Revenue	\$ -	\$ -	\$ -	0.0%
Revenue % of Expenditure	0%	0%	0%	

SIGNIFICANT ISSUES

1	No significant issues for FY 19. Funding remains consistent with FY 18 levels.
---	--

UNFUNDED BUDGET REQUESTS

	\$ REQUEST	TRE
1 None	\$0	\$0.00000

Mental Health

COST CENTER	FY 2017 ACTUAL	FY 2018 BUDGET	FY 2019 PROPOSED	% CHANGE
Personnel	\$ -	\$ -	\$ -	0.0%
Operating	\$ 528,612	\$ 528,612	\$ 528,612	0.0%
Capital	\$ -	\$ -	\$ -	0.0%
Total Expenditures	\$ 528,612	\$ 528,612	\$ 528,612	0.0%
Total Revenue	\$ 127,981	\$ 75,000	\$ 75,000	0.0%
Revenue % of Expenditure	24%	14%	14%	

SIGNIFICANT ISSUES

1	No significant issues for FY 19. Funding remains consistent with FY 18 levels.
---	--

UNFUNDED BUDGET REQUESTS

	\$ REQUEST	TRE
1 None	\$0	\$0.00000

ROAP

COST CENTER	FY 2017 ACTUAL	FY 2018 BUDGET	FY 2019 PROPOSED	% CHANGE
Personnel	\$ -	\$ -	\$ -	0.0%
Operating	\$ 85,887	\$ 299,721	\$ 196,095	-34.6%
Capital	\$ -	\$ -	\$ -	0.0%
Total Expenditures	\$ 85,887	\$ 299,721	\$ 196,095	-34.6%
Total Revenue	\$ 85,887	\$ 196,095	\$ 196,095	0.0%
Revenue % of Expenditure	100%	65%	100%	

SIGNIFICANT ISSUES

1	No significant issues for FY 19. The Program is 100% grant funded using no County dollars.
2	FY 18 includes an allocation from the general fund balance. In FY 17 final corrected invoices were received by Henderson County at a later date, resulting in leftover funds being rolled into Fund Balance. This allocation corrected that issue and funds were dispursed in FY 18.

UNFUNDED BUDGET REQUESTS

	\$ REQUEST	TRE
1 None	\$0	\$0.00000

Juvenile Justice Grant

COST CENTER	FY 2017 ACTUAL	FY 2018 BUDGET	FY 2019 PROPOSED	% CHANGE
Personnel	\$ -	\$ -	\$ -	0.0%
Operating	\$ 238,896	\$ 224,188	\$ 218,745	-2.4%
Capital	\$ -	\$ -	\$ -	0.0%
Total Expenditures	\$ 238,896	\$ 224,188	\$ 218,745	-2.4%
Total Revenue	\$ 220,995	\$ 199,188	\$ 199,188	0.0%
Revenue % of Expenditure	93%	89%	91%	

SIGNIFICANT ISSUES

1	No significant issues for FY 19. Operating decreased due to a grant received in FY 18.
---	--

UNFUNDED BUDGET REQUESTS

	\$ REQUEST	TRE
1 None	\$0	\$0.00000

Veteran's Services

PERFORMANCE SUMMARY	FY 2013 Actual	FY 2014 Actual	FY 2015 Actual	FY 2016 Actual	FY 2017 Actual	FY 2018 Estimate	FY 2019 Goal	TARGET
In-Office Visits	1,747	1,953	1,945	1,992	1,938	2,000	2,000	2,000
Claims, etc. filed	1,129	1,268	1,246	1,300	1,283	1,300	1,300	1,300
% of claims, etc to USDVA within one week	85%	85%	85%	85%	85%	85%	100%	100%

STAFFING LEVELS	FY 2017 ACTUAL	FY 2018 BUDGET	FY 2019 PROPOSED	% CHANGE
Full Time	0	0	0	0.0%
Part Time	1	1	1	0.0%
Project	0	0	0	0.0%

COST CENTER	FY 2017 ACTUAL	FY 2018 BUDGET	FY 2019 PROPOSED	% CHANGE
Personnel	\$ 40,879	\$ 42,505	\$ 44,013	3.5%
Operating	\$ 2,407	\$ 2,482	\$ 2,482	0.0%
Capital	\$ -	\$ -	\$ -	0.0%
Total Expenditures	\$ 43,287	\$ 44,987	\$ 46,495	3.4%
Total Revenue	\$ 1,452	\$ 1,452	\$ 1,452	0.0%
Revenue % of Expenditure	3%	3%	3%	

SIGNIFICANT ISSUES

1 No significant issues for FY 19. Funding remains essentially consistent with FY 18 levels.

UNFUNDED BUDGET REQUESTS

	\$ REQUEST	TRE
1 None	\$0	\$0.00000

Cultural and Recreation - Library

PERFORMANCE SUMMARY	FY 2013 Actual	FY 2014 Actual	FY 2015 Actual	FY 2016 Actual	FY 2017 Actual	FY 2018 Estimate	FY 2019 Goal	TARGET
Average Cost Per Circulation	\$2.82	\$3.01	\$3.07	\$3.17	\$2.78	\$2.99	\$2.72	\$2.50
Library Visits Per Capita	5.53	5.18	5.10	5.06	5.40	4.70	6.00	7/capita
Annual Circulation	981,738	951,697	951,331	923,024	1,056,328	1,000,000	1,100,000	10/capita

STAFFING LEVELS	FY 2017 ACTUAL	FY 2018 BUDGET	FY 2019 PROPOSED	% CHANGE
Full Time	36	37	38	2.7%
Part Time	4	4	5	25.0%
Project	0	0	0	0.0%

COST CENTER	FY 2017 ACTUAL	FY 2018 BUDGET	FY 2019 PROPOSED	% CHANGE
Personnel	\$ 2,211,230	\$ 2,322,205	\$ 2,458,675	5.9%
Operating	\$ 734,672	\$ 755,236	\$ 678,002	-10.2%
Capital	\$ 22,999	\$ -	\$ 22,824	100.0%
Total Expenditures	\$ 2,968,901	\$ 3,077,441	\$ 3,159,501	2.7%
Total Revenue	\$ 451,754	\$ 290,331	\$ 210,801	-27.4%
Revenue % of Expenditure	15%	9%	7%	

SIGNIFICANT ISSUES

1 The FY 18 Revised Budget includes \$103,576 in donations and grants used for publications, non-expendable supplies, and maintenance and repair of buildings and grounds.

2 The Proposed Budget includes one (1) additional FT Library Technician and one (1) PT Library Technician.

UNFUNDED BUDGET REQUESTS

	\$ REQUEST	TRE
1 None	\$0	\$0.00000

Recreation

PERFORMANCE SUMMARY	FY 2013 Actual	FY 2014 Actual	FY 2015 Actual	FY 2016 Actual	FY 2017 Actual	FY 2018 Estimate	FY 2019 Goal	TARGET
Participant registration in all programs through registration	1387	1595	1699	1617	1700	2200	2500	2500
Facility Rentals for all facilities in Parks & Recreation	559	607	722	920	750	800	850	850
Annual number of On-Line Registrations	N/A	N/A	35%	38%	42%	43%	50%	50%

STAFFING LEVELS	FY 2017 ACTUAL	FY 2018 BUDGET	FY 2019 PROPOSED	% CHANGE
Full Time	12	12	12	0.0%
Part Time	0	0	0	0.0%
Project	0	0	0	0.0%

COST CENTER	FY 2017 ACTUAL	FY 2018 BUDGET	FY 2019 PROPOSED	% CHANGE
Personnel	\$ 1,028,902	\$ 1,027,058	\$ 1,129,466	10.0%
Operating	\$ 603,836	\$ 773,400	\$ 798,303	3.2%
Capital	\$ 1,028,902	\$ -	\$ 37,266	100.0%
Total Expenditures	\$ 2,661,640	\$ 1,800,458	\$ 1,965,035	9.1%
Total Revenue	\$ 239,266	\$ 214,300	\$ 262,847	22.7%
Revenue % of Expenditure	9%	12%	13%	

SIGNIFICANT ISSUES

1	The FY 19 proposed personnel budget includes an increase in Temporary/Part Time staffing to keep up with increased participation in programs and park use.
2	The FY 19 Proposed budget includes funding for the replacement of capital outlay items that qualify for replacement.

UNFUNDED BUDGET REQUESTS

		\$ REQUEST	TRE
1	New Parks Technician	\$44,306	\$0.00033
2	Replacement Vehicle	\$24,000	\$0.00018

Fire District Funds

<i>Fire District/Department</i>	FY 2018 RATE	FY 2019 REQUESTED RATE	FY 2019 FRAC Recommendation
Bat Cave	\$0.120	\$0.120	
Blue Ridge	\$0.120	\$0.120	
Dana	\$0.130	\$0.130	
Edneyville	\$0.105	\$0.105	
Etowah-Horseshoe	\$0.105	\$0.105	
Fletcher	\$0.115	\$0.115	
Gerton	\$0.125	\$0.125	
Green River	\$0.080	\$0.080	
Mills River	\$0.090	\$0.090	
Mountain Home	\$0.120	\$0.120	
Raven Rock (Saluda)	\$0.100	\$0.100	
Valley Hill	\$0.095	\$0.095	
Valley Hill II	\$0.095	\$0.095	

SIGNIFICANT ISSUES

1	The Board sets the rate for Valley Hill II as part of the Budget Ordinance, since it was established separately under NCGS §69.25. All funding though, is budgeted in combination with Valley Hill I.
2	The Fire and Rescue Advisory Committee will hold meetings with the Fire Departments on May 15 and present their formal recommendations following their May meeting.

UNFUNDED BUDGET REQUESTS

	\$ REQUEST	TRE
1 None	\$0	\$0.00000

Commissioner Hawkins made the motion to accept the Fire District Funds tax rates as presented with no changes. All voted in favor and the motion carried.

Special Revenue Funds - Capital Reserve Fund

COST CENTER	FY 2017 ACTUAL	FY 2018 BUDGET	FY 2019 PROPOSED	% CHANGE
P & I Software	\$ 75,000	\$ 75,000	\$ 75,000	0.0%
Total Expenditures	\$ 75,000	\$ 75,000	\$ 75,000	0.0%
Total Revenue	\$ 75,000	\$ 75,000	\$ 75,000	0.0%
Revenue % of Expenditure	100%	100%	100%	

SIGNIFICANT ISSUES

1	FY 19 Proposed Budget includes funding for P&I Software for the Inspections and Planning Department.
---	--

UNFUNDED BUDGET REQUESTS

	\$ REQUEST	TRE
1 None	\$0	\$0.00000

Solid Waste

PERFORMANCE SUMMARY	FY 2013 Actual	FY 2014 Actual	FY 2015 Actual	FY 2016 Actual	FY 2017 Actual	FY 2018 Estimate	FY 2019 Goal	TARGET
Budget control and underspending (% of approved total budget underspent annually)	Not Measured	Not Measured	103.46%	100.55%	99.50%	100.00%	100.00%	100.00%
Increase recycling (tons)*	N/A	N/A	4,599	5,171	4,836	4,850	6,000	25,000
Safety Training Classes	N/A	N/A	12	12	12	12	12	26

STAFFING LEVELS	FY 2017 ACTUAL	FY 2018 BUDGET	FY 2019 PROPOSED	% CHANGE
Full Time	15	17	17	0.0%
Part Time	0	0	0	0.0%
Project	0	0	0	0.0%

COST CENTER	FY 2017 ACTUAL	FY 2018 BUDGET	FY 2019 PROPOSED	% CHANGE
Personnel	\$ 1,171,247	\$ 1,226,427	\$ 1,185,580	-3.3%
Operating	\$ 5,219,109	\$ 4,844,201	\$ 5,046,522	4.2%
Capital	\$ 951	\$ 270,853	\$ 216,000	-20.3%
Total Expenditures	\$ 6,391,308	\$ 6,341,481	\$ 6,448,102	1.7%
Total Revenue	\$ 5,727,157	\$ 6,341,481	\$ 6,448,102	1.7%
Revenue % of Expenditure	90%	100%	100%	

SIGNIFICANT ISSUES

1	The FY 19 Proposed Budget increases operational costs slightly to renovate the recycling drop off area in the transfer station. This planned project will help congestion for haulers when dropping off their recycling materials. This investment should pay for itself in less than five years.
2	The FY 18 Budget included two (2) new positions; a scale house operator and a convenience center attendant.

UNFUNDED BUDGET REQUESTS

	\$ REQUEST	TRE
1 None	\$0	\$0.00000

Commissioner Lapsley suggested looking back at recycling to see how we can bring in revenue.

Megan Powell stated that the recycling is sold for revenue.

Cane Creek Water and Sewer

PERFORMANCE SUMMARY	FY 2013 Actual	FY 2014 Actual	FY 2015 Actual	FY 2016 Actual	FY 2017 Actual	FY 2018 Estimate	FY 2019 Target	TARGET
Wastewater Spills Per Year over 1,000 Gallons as required by DENR	0	0	0	0	0	0	0	0
% of System Cleaned/Televised per Year	10%	10%	10%	11%	11%	10%	10%	10%
Perform Weekly Preventative Maintenance Checks at 10 Pump Stations	100%	100%	100%	100%	100%	100%	100%	100%

COST CENTER	FY 2017 ACTUAL	FY 2018 BUDGET	FY 2019 PROPOSED	% CHANGE
Personnel	\$ -	\$ -	\$ -	0.0%
Operating	\$ 1,494,232	\$ 1,408,587	\$ 1,198,336	-14.9%
Capital	\$ -	\$ 838,200	\$ 1,717,500	104.9%
Total Expenditures	\$ 1,494,232	\$ 2,246,787	\$ 2,915,836	29.8%
Total Revenue	\$ 2,775,151	\$ 2,246,787	\$ 2,915,836	29.8%
Revenue % of Expenditure	186%	100%	100%	

SIGNIFICANT ISSUES

1	The FY 19 proposed budget includes increased capital to fund the Mud Creek Interceptor.
2	No other significant issues. Revenues cover all expenses for the Cane Creek Water & Sewer Fund.

UNFUNDED BUDGET REQUESTS

	\$ REQUEST	TRE
1 None	\$0	\$0.00000

Justice Academy Sewer Fund

PERFORMANCE SUMMARY	FY 2013 Actual	FY 2014 Actual	FY 2015 Actual	FY 2016 Actual	FY 2017 Actual	FY 2018 Estimate	FY 2019 Goal	TARGET
Notices of Violation from NCDENR	1	0	0	0	0	2	0	0
Sewer Service to Justice Academy	100%	100%	100%	100%	100%	100%	100%	100%

COST CENTER	FY 2017 ACTUAL	FY 2018 BUDGET	FY 2019 PROPOSED	% CHANGE
Personnel	\$ -	\$ -	\$ -	0.0%
Operating	\$ 46,467	\$ 41,348	\$ 42,224	2.1%
Capital	\$ -	\$ -	\$ -	0.0%
Total Expenditures	\$ 46,467	\$ 41,348	\$ 42,224	2.1%
Total Revenue	\$ 64,821	\$ 41,348	\$ 42,224	2.1%
Revenue % of Expenditure	139%	100%	100%	

SIGNIFICANT ISSUES

1	No significant issues. Revenues cover all expenses for the Justice Academy Fund.
---	--

UNFUNDED BUDGET REQUESTS

	\$ REQUEST	TRE
1 None	\$0	\$0.00000

Direction to Staff – Requests

- 1) Increase Public Schools Budget by \$715,000.

It was the consensus of Board to increase the Schools budget by \$715,000.

- 2) School Resource Officers in City of Hendersonville at \$500,000.

Not a consensus to fund.

- 3) Home and Community Care Block Grant reduction of \$2,674.00

It was the consensus of the Board to accept the reduction of \$2,674.00.

- 4) Fund Daniel Boone Council in the amount of \$5,000. (Boy Scouts)

It was the consensus of the Board to fund the Daniel Boone Council in the amount of \$5,000.

- 5) Fund the American Legion Baseball in the amount of \$5,000.

Not a consensus to fund. The Board would like more details.

- 6) Fund the Sheriff’s Drug Program in the amount of \$25,000.

It was the consensus of the Board to fund the Sheriff’s Drug Program in the amount of \$25,000.

- 7) Fund the Courtroom CCTV in the amount of \$32,363.

It was the consensus of the Board to fund the Courtroom CCTV in the amount of \$32,363.

- 8) Public Health position (for opioid crisis assistance) in the amount of \$100,000.

Not a consensus to fund.

- 9) Cooperative Extension Vehicle and fuel in the amount of \$33,692.00

Not a consensus to fund.

- 10) Charter School Security (Chairman Edney would like to earmark \$100,000 for the study)

Not a consensus to fund. The Board cannot give money to Charter Schools for security, funding must go through the School Board. The Board of Education is in the process of hiring a company to study what is necessary to protect our schools. The Board of Commissioners would like to possibly piggy-back with the same company to look at the Charter Schools.

Commissioner Lapsley is not concerned about adding anything on the list to the budget and is confident that money will be saved through-out the year giving the County ability to cover the cost.

Commissioner Hawkins suggested looking at all positions across the county that are funded but not filled to see if we can use the money to provide the public health position.

Chairman Edney asked staff to look at insurance for behavioral health, expanding the Retirement Plan, and Charter School security.

MEETING CONTINUED

At 4:15 p.m. Chairman Edney made the motion to continue the meeting to May 24, 2018 at 3:00 p.m. As part of the meeting the Board of Commissioners will hold a joint meeting with the Board of Education. All voted in favor and the motion carried.

Attest:

Teresa L. Wilson, Clerk to the Board

J. Michael Edney, Chairman

DURING THE MAY 16, 2018 MEETING, THE BOARD ENACTED THE FOLLOWING:

2018-61 Resolution of Appreciation – Paul Hughes

2018-62 Request by Thomas E. Plott to close a part of a road right of way, off Muirfield Court (Rugby Highlands Subdivision)

2018-63 Law Enforcement Training Center

2018-64 Extension of Interlocal Agreement

2018-65 Budget Amendment – Grant Fund Transfer (Detention)

2018-66 Designation of Plat Review Officers

HENDERSON COUNTY BOARD OF COMMISSIONERS

1 Historic Courthouse Square, Suite #1
Hendersonville, NC 28792
Phone (828) 697-4808 • Fax (828) 692-9855
www.hendersoncountync.org

J. MICHAEL EDNEY
Chairman
GRADY HAWKINS
Vice-Chairman

THOMAS H. THOMPSON
CHARLES MESSER
WILLIAM LAPSLEY

RESOLUTION OF APPRECIATION


PAUL HUGHES

Commander of the Henderson County Honor Guard

- WHEREAS,** Paul Hughes has served as Commander of the Henderson County Honor Guard from 2014-2018; and
- WHEREAS,** Paul Hughes has faithfully and very capably led the Honor Guard while doing Military Funeral Honors at close to 100 Veterans' funerals per year; and
- WHEREAS,** Paul Hughes has led the Honor Guard for parades and public ceremonies.



NOW, THEREFORE, BE IT RESOLVED that the Henderson County Board of Commissioners wishes to express their appreciation on behalf of the people of Henderson County for Mr. Paul Hughes' service as commander of the Honor Guard for four years and appreciates his leadership in this key position. In witness whereof I have hereunto set my hand and caused the seal of the County of Henderson to be affixed.

Adopted this the 16th day of May, 2018.



J. MICHAEL EDNEY, CHAIRMAN
HENDERSON COUNTY BOARD OF COMMISSIONERS

ATTEST:



TERESA L. WILSON, CLERK TO THE BOARD

Office of the Henderson County Tax Collector

200 NORTH GROVE STREET, SUITE 66

HENDERSONVILLE, NC 28792

PHONE: (828) 697-5595 | FAX: (828) 698-6153

Henderson County Board of Commissioners

1 Historic Courthouse Square, Suite 1

Hendersonville, NC 28792

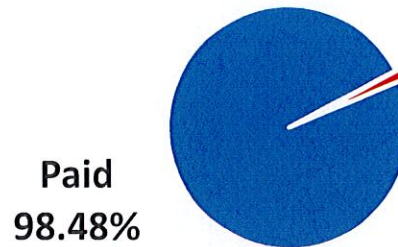
Thursday, May 03, 2018

Re: Tax Collector's Report to Commissioners - Meeting Date May 16, 2018

Please find outlined below collections information through May 2, 2018 for the 2017 real and personal property bills mailed on August 4, 2017. Vehicles taxes are billed monthly by NC DMV.

Henderson County Annual Bills (Real and Personal Property):

2017 Beginning Charge:	\$71,438,839.99
Discoveries & Imm. Irreg.:	\$556,829.59
Releases & Refunds:	(\$637,804.25)
<u>Net Charge:</u>	<u>\$71,357,865.33</u>
Unpaid Taxes:	\$1,088,142.40
Amount Collected:	\$70,269,722.93



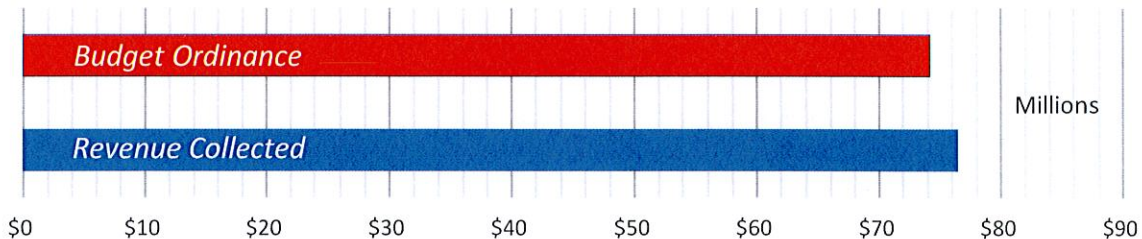
Henderson County Registered Motor Vehicles (As Collected by NC DMV):

Net Charge:	\$5,058,101.72
Unpaid Taxes:	\$19,326.39
Amount Collected:	\$5,038,775.33

99.62%

Henderson County FY18 Budget Analysis:

	<u>Budget Ordinance</u>	<u>Revenue Collected</u>
Ad Valorem:	\$72,826,301.00	\$75,308,498.26
Prior Years:	\$1,405,000.00	\$1,226,788.10
Budget Total:	\$74,231,301.00	YTD Revenue: \$76,535,286.36



Respectfully Submitted,

Luke Small
Deputy Tax Collector

Darlene Burgess
Tax Administrator

Henderson County
North Carolina

Before the Board of Commissioners

Resolution on Proposed Road or Easement Closing

BOARD OF COMMISSIONERS ENACTMENT 2018- 62

WHEREAS, N.C. Gen. Stat. §153A-241 allows for the closing by a county of any public road or easement located within the county but not within a municipality; and

WHEREAS, the Board of Commissioners of Henderson County has received a petition from Thomas E. Plott for the closing of a road or easement indicated on the plat for Rugby Highlands subdivision (Henderson County Registry Plat Cabinet A, at Slide 25A) as the apparent northern extension of "Muirfield Court", as shown as the red-hatched area indicated on the attached copy of plat recorded as Slide 11083, Henderson County Registry; and

WHEREAS, the Board of Commissioners of Henderson County, following the procedures required by §153A-241, are adopting this Resolution declaring their intent to possibly close the public road or easement, and of their intent to hold a public hearing on the question.

NOW, THEREFORE, BE IT RESOLVED as follows:

1. The Board of Commissioners shall hold a public hearing on the 18th day of July, 2018, at 9:00 o'clock a.m., on the issue of whether to close the public road/easement noted above.
2. A notice of this public hearing, giving full and fair disclosure of the proposed closing, shall be published once a week for three (3) weeks.
3. A copy of this notice shall be sent by registered or certified mail to each owner as shown on the county tax records of property adjoining the public road or easement who did not join in the request to have the road or easement closed.
4. A copy of this Resolution and the public hearing notice shall be prominently posted in at least two places along the road or easement.

REMAINDER OF THIS PAGE INTENTIONALLY LEFT BLANK

5. At the conclusion of the public hearing, the Board of Commissioners will determine whether or not closing the public road or easement is contrary to the public interest and (in the case of a road) whether any individual owning property in the vicinity of the road or in the subdivision in which it is located would thereby be deprived of reasonable means of ingress and egress to their property. If the Board finds that such closing would not be contrary to the public interest and that, in the case of a road, that no individual would be deprived of reasonable means of ingress or egress, the Board may grant the closing of the public road or easement.


Adopted this the 16th day of May, 2018.

HENDERSON COUNTY BOARD OF COMMISSIONERS

By: 

J. MICHAEL EDNEY, Chairman

Attest:



TERESA L. WILSON, Clerk to the Board

STATE OF NORTH CAROLINA

COUNTY OF HENDERSON

EXTENSION OF INTERLOCAL AGREEMENT

This EXTENSION OF INTERLOCAL AGREEMENT is made between the County of Henderson, a body corporate and politic of the State of North Carolina (the "County"), Sheriff Charles S. McDonald, Sheriff of Henderson County (the "Sheriff"), and the Town of Mills River, a North Carolina municipal corporation ("Mills River"). This agreement is executed as is stated below, but is effective as of July 1, 2018.

Statement of Facts and Circumstances

- A. The County, the Sheriff and Mills River entered into an Interlocal Agreement regarding law enforcement services effective July 1, 2016 (the "Agreement"). A copy of the Agreement is attached.
- B. Under its terms, the Agreement runs through 30 June 2019.
- C. Mills River has requested that the Agreement be extended for a period of four (4) additional years on the same terms as designated in the Agreement for FY19 (as defined in the Agreement), and the other parties are in agreement with this request.

NOW, THEREFORE, in consideration of the covenants, conditions, performances and promises contained herein, the parties agree as follows:

1. Paragraph 9, "Term", is revised by striking the same, and inserting in lieu thereof the following:

9. Term. This contract, as extended, began 1 July 2016, and will run through 11:59 p.m. on 30 June, 2023.

2. Paragraph 10, "Extensions", is revised by striking the words "1 July, 2019" in the first sentence thereof, and inserting in lieu the words "1 July 2023".

3. Paragraph 12 is modified by changing the three addresses for notices to the following:

Town of Mills River
c/o Jeff Wells
124 Town Center Drive
Mills River, NC 28759

Henderson County Sheriff's Office
100 North Grove Street
Hendersonville, NC 28792


County of Henderson
c/o Charles Russell Burrell
1 Historic Courthouse Square, Suite 5
Hendersonville, NC 28792

4. Except as modified hereby, the Agreement remains in full force and effect.

AGREED TO AND EXECUTED by authority duly given, this the 16th day of May, 2018.


COUNTY OF HENDERSON

By: 
STEVE WYATT, County Manager


CHARLES S. McDONALD, Sheriff of Henderson County

TOWN OF MILLS RIVER

By: _____
JEFF WELLS, Town Manager



Council Members

Chae Trantham Davis, Mayor
Roger Snyder, Mayor Pro Tem
Wayne Carland
Brian Caskey
Richmond Meadows

THE TOWN OF MILLS RIVER

124 Town Center Drive
Mills River, North Carolina 28759

Mr. Steve Wyatt, County Manager
Henderson County North Carolina
1 Historic Courthouse Square, Suite 1
Hendersonville, NC 28792

RE: Inter-local Agreement for Law Enforcement Services

Dear Mr. Wyatt:

On behalf of Mills River Town Council, I am requesting an extension to the existing Inter-local Agreement between the Town of Mills River and Henderson County for law enforcement services provided by the county. Town Council unanimously agreed to request a three year renewal of the contract to extend the agreement through fiscal year 2022.

Sincerely,

A handwritten signature in cursive script that reads "Chae Trantham Davis".

Chae Trantham Davis
Mayor

**LINE-ITEM TRANSFER REQUEST
HENDERSON COUNTY**



Department: Sheriff/Detention

Please make the following line-item transfers:

What expense line-item is to be increased?

Account	Line-Item Description	Amount
<u>115432-538100</u>	<u>Professional Services</u>	<u>\$40,000.00</u>
_____	_____	_____
_____	_____	_____
_____	_____	_____
<u>Total</u>	_____	<u>\$40,000.00</u>

What expense line-item is to be decreased? Or what additional revenue is now expected?

Account	Line-Item Description	Amount
<u>114432-451003</u>	<u>NCIC BVP Grant</u>	<u>\$18,000.00</u>
<u>115431-521200</u>	<u>Wearing Apparel</u>	<u>\$17,000.00</u>
<u>115432-526000</u>	<u>Dept. Supplies</u>	<u>\$5,000.00</u>
_____	_____	_____
<u>Total</u>	_____	<u>\$40,000.00</u>

Justification: Please provide a brief justification for this line-item transfer request.

Transferring funds to cover the training needed in the detention provided by the vendor as outlined in their quote which is attached. Board approved on 5-16-2018

Charles M. [Signature]
Authorized by Department Head


Date 5/2/2018

Authorized by Budget Office

Date

Authorized by County Manager

Date



RESOLUTION APPOINTING PLAT REVIEW OFFICERS

WHEREAS, pursuant to N.C. Gen. Stat. §47-30.2 the Henderson County Board of Commissioners has from time to time since September 17, 1997, adopted resolutions appointing one or more named persons experienced in mapping or land records management as Review Officers, with the same being recorded in the Office of the Register of Deeds for Henderson County;

WHEREAS, the Henderson County board of Commissioners desires to update, revise and restate the persons named as Review Officers;

WHEREAS, pursuant to NCGS 47-30.2, said revision must be made by resolutions of the Board of Commissioners with said resolution being recorded in the Office of the Register of Deeds for Henderson County;


NOW THEREFORE, BE IT RESOLVED by the Henderson County Board of Commissioners as follows:

- 1. That the following persons are experienced in mapping and/or land records management, and pursuant to NCGS 47-30.2, have been and are hereby appointed as Review Officers in Henderson County:


Sean Allison	Allen McNeill
Tina Ball	Autumn Radcliff
Pamela Carver	Stedman Smith
Sharon McCall	

- 2. That the above named persons, as Review Officers, shall comply with all statutory requirements and shall follow all procedures, statutorily prescribed and as prescribed N.C. Gen. Stat. §47-30.2 and that Resolution adopted September 17, 1997;
- 3. That the above list of Review Officers is a complete and inclusive list of Review Officers for Henderson County. This list replaces previous lists of review officers in the Resolutions made in September 1997, May 2007, June 2007, April 20, 2011, September 19, 2012, February 3, 2014, July 16, 2014, October 21, 2015, June 5, 2017, and March 21, 2018. Former Review Officers not listed above are no longer permitted to be Review Officers in Henderson County.
- 4. That the Resolution adopted September 17, 1997 will continue in effect except as modified by this Resolution;
- 5. That this Resolution shall be recorded in the Office of the Register of Deeds for Henderson County as soon as practicable after its adoption.

THIS the 16th day of May 2018.

HENDERSON COUNTY BOARD OF COMMISSIONERS


ATTEST: BY: J. MICHAEL EDNEY, Chairman


Teresa L. Wilson, Clerk to the Board

[COUNTY SEAL]

STATE OF NORTH CAROLINA
COUNTY OF HENDERSON COUNTY

I, JoAnne Martin Hinson, a Notary Public for said County and State, do hereby certify that Teresa L. Wilson personally appeared before me this day and acknowledged that she is the Clerk for the Board of Commissioners.

Witness my hand and official seal, this the 16th of May, 2018.

(Official Seal)

JoAnne Martin Hinson
Notary Public

My Commission Expires May 23, 2018

JOANNE MARTIN HINSON
Notary Public, North Carolina
Henderson County
My Commission Expires
May 23, 2018

HOME & COMMUNITY CARE BLOCK GRANT COMMITTEE FY 2019 HCCBG ALLOCATION RECOMMENDATIONS

SERVICE PROVIDER	SERVICE CATEGORY	FY2018 CURRENT ALLOCATION	FY2019 REQUESTED ALLOCATION	FY2019 RECOMMENDED ALLOCATION	% OF FY2019 HCCBG FUNDING
ADVANTAGE HOME CARE	In Home Aide Level II	\$ 120,000	\$ 120,000	\$ 120,000	16.42%
HENDERSON COUNTY DSS	In Home Aide Level I	\$ 28,996	\$ 33,496	\$ 32,500	4.45%
CAREPARTNERS	Adult Day Care	\$ 6,879	\$ 12,000	\$ 10,124	1.39%
CAREPARTNERS	Adult Day Healthcare	\$ 26,569	\$ 32,000	\$ 29,900	4.09%
PREMIER HOME HEALTH SERVICES, INC.	In Home Aide Level II	\$ 29,107	\$ 60,060	\$ 29,700	4.06%
LAND OF SKY REGIONAL COUNCIL*	Senior Companion	\$ 27,362	\$ -	\$ -	0.00%
SUBTOTAL: IN-HOME SERVICES ALLOCATION:		\$ 238,913	\$ 257,556	\$ 222,224	30.40%
WESTERN CAROLINA COMMUNITY ACTION	General Transportation	\$ 129,926	\$ 131,102	\$ 131,102	17.94%
WESTERN CAROLINA COMMUNITY ACTION	Medical Transportation	\$ 25,769	\$ 26,002	\$ 26,002	3.56%
CAREPARTNERS	General Transportation	\$ 2,852	\$ 7,000	\$ 4,800	0.66%
COUNCIL ON AGING*	Care Management	\$ 44,580	\$ -	\$ -	0.00%
SUBTOTAL: ACCESS SERVICES ALLOCATION:		\$ 203,127	\$ 164,104	\$ 161,904	22.15%
PISGAH LEGAL SERVICES	Elder Law Program	\$ 26,303	\$ 30,762	\$ 29,800	4.08%
SUBTOTAL: LEGAL SERVICES ALLOCATION:		\$ 26,303	\$ 30,762	\$ 29,800	4.08%
COUNCIL ON AGING	Home Delivered Meals	\$ 207,631	\$ 234,400	\$ 234,400	32.07%
COUNCIL ON AGING	Congregate Meals	\$ 16,514	\$ 18,900	\$ 18,900	2.59%
JEWISH FAMILY SERVICES OF WNC, INC.	Group Respite	\$ 4,756	\$ 7,500	\$ 6,050	0.83%
HOUSING ASSISTANCE CORPORATION	Home Repair	\$ 18,246	\$ 20,000	\$ 20,000	2.74%
WESTERN CAROLINA COMMUNITY ACTION	Liquid Nutrition	\$ 24,646	\$ 24,646	\$ 24,646	3.37%
HENDERSON COUNTY HABITAT FOR HUMANITY	Home Repair	\$ -	\$ 15,000	\$ 13,050	1.79%
YMCA OF WNC	Exercise Program	\$ -	\$ 600	\$ -	0.00%
SUBTOTAL: OTHER HCCBG SERVICES ALLOCATION:		\$ 271,793	\$ 321,046	\$ 317,046	43.37%
TOTAL		\$ 740,136	\$ 773,468	\$ 730,974	100.00%

COMMENTS:

The last column entitled "% of FY2019 HCCBG Funding" indicates the percentage of total FY2019 HCCBG funding recommended by the Committee to be allocated for each provider. This includes the allocation for Legal Services, which is a statutory amount that must be allocated to Legal Services.

HCCBG Services have been categorized in accordance with priority services established by Title III-B of the Older Americans Act. Specific services falling within each priority service category are set forth above and color coded for your convenience.

* - Provider did not request HCCBG funding for the service category in FY2019.

