

**REQUEST FOR BOARD ACTION**

**HENDERSON COUNTY  
BOARD OF COMMISSIONERS**

**MEETING DATE:** May 7, 2018

**SUBJECT:** Juvenile Justice and Delinquency Prevention Grants  
Juvenile Crime Prevention Council County Plan FY 2018-2019

**PRESENTER:** Mary Murray, JCPC Chairman

**ATTACHMENTS:** YES

1. Local Grant Applications
2. JCPC Henderson County Plan

**SUMMARY OF REQUEST:**

The Henderson County Juvenile Crime Prevention Council (JCPC) has approved funding for local juvenile crime prevention programs. These funds for Fiscal Year 2016-2017 to Fiscal Year 2019-2020 in the amount of \$199,188 are available for this purpose through the State of North Carolina. Each Program is required to provide a 30% match.

The programs approved by the J.C.P.C. are as follows:

1. J.C. P.C. Administrative Expenses	\$5,000
2. Project Challenge	\$77,291
3. Kids at Work/Aspire	\$42,000
4. Youth Mediation	\$42,497
5. Hendersonville Boys & Girls Club	\$32,400
Total	\$199,188

These Grant applications have been recommended for approval to the Board of Commissioners by Henderson County J.C. P.C.

The Henderson County Juvenile Crime Prevention Council (J.C.P.C.) has approved the 2016-2020 County Plan for Henderson County. This County Plan has been recommended for approval to the Board of Commissioners by the J.C.P.C.

**BOARD ACTION REQUESTED:**

The Board is requested to approve the JCPC recommendations for both the FY 16-20 Annual Plan, and the FY 2019 Grant recommendations.

**Suggested Motion:**

*I move that the Board approves the JCPC recommendations for both the FY 2016-2020 Annual Plan, and the distribution of the FY 2019 Juvenile Crime Prevention Program funds.*

# **Juvenile Crime Prevention Council County Plan**

## **Henderson County**

### **For FY 2018-2019**

**Year 3 of 4 for  
Fiscal Years 2016-17 to 2019-20**

#### **Table of Contents**

- I. Executive Summary
- II. County Funding Plan
- III. Juvenile Crime Prevention Council Organization
- IV. County Risk and Needs Assessment Summary
- V. County Juvenile Crime Prevention Council Request for Proposals
- VI. Funding Decisions Summary

**Attachments: Funded Programs Program Enhancement Plan (PEP).**

## Executive Summary

The Henderson County Juvenile Crime Prevention Council (JCPC), in fulfillment of the duties and responsibilities as set forth in the General Statutes of the State of North Carolina, has completed the activities required to develop this County Plan for FY 16-17 through FY 19-20.

The JCPC has identified the issues and factors, which have an influence and impact upon delinquent youth, at-risk youth, and their families in Henderson County. Further, the JCPC has identified the strategies and services most likely to reduce/prevent delinquent behavior.

Priorities for Funding: Through a risk & needs assessment and a resource assessment, the JCPC has determined that the following services are needed to reduce/prevent delinquency in Henderson County:

1. Interpersonal Skills Building
2. Mediation
3. Mentoring
4. Restitution/Community Services
5. Tutoring/Academic Enhancement
6. Temporary Shelter
7. Psychological Assessment
8. Parent/Family Skill Building
9. Experiential Skill Building Services
10. Structured Day
11. Group Home
12. Runaway Shelter
13. Vocational Skills

Monitoring and Evaluation: Each program funded in the past year by the JCPC has been monitored. The monitoring results and program outcomes evaluations were considered in making funding allocation decisions.

Funding Recommendations: Having published a Request for Proposals for these needed services for a minimum of thirty (30) days, the JCPC has screened the submitted proposals and has determined which proposals best meet the advertised needed services. As required by statute, the JCPC recommends allocation of the NC Department of Public Safety, Division of Juvenile Justice (DJJ) Funds to the following Programs in the amounts specified below for FY 18-19 (See JCPC Funding Allocations page):

1. Project Challenge - \$77,291
2. Mediation/Conflict Resolution & Interpersonal Skill Building - \$42,497
3. Hendersonville Boys & Girls Club/Interpersonal Skill Building - \$32,400
4. Aspire Structured Day - \$42,000

The JCPC further recommends that the following amount be allocated from the NC DJJ funds for the administrative costs of the Council for FY 18-19: \$ 5,000

Respectfully Submitted,

  
Chair, Mary Murray  
Henderson County Juvenile Crime Prevention Council

April 26<sup>th</sup>, 2018

**Henderson County**  
**NC DPS - Community Programs - County Funding Plan**

Available Funds: \$ **\$199,188** Local Match: \$ **\$69,896** Rate: **30%**

DPS JCPC funds must be committed with a Program Agreement submitted in NC Allies and electronically signed by authorized officials.

#	Program Provider	DPS-JCPC Funding	LOCAL FUNDING			OTHER	OTHER	Total	% Non-DPS-JCPC Program Revenues
			County Cash Match	Local Cash Match	Local In-Kind	State/Federal	Funds		
1	JCPC Administration	\$5,000						\$5,000	0%
2	Project Challenge	\$77,291			\$23,187			\$100,478	23%
3	Kids at Work/Aspire	\$42,000		\$5,000	\$19,240		\$5,000	\$71,240	41%
4	Youth Mediation	\$42,497	\$4,973	\$0	\$7,776			\$55,246	23%
7	Boys and Girls Club	\$32,400	\$2,160	\$7,560				\$42,120	23%
8								\$0	0%
9								\$0	0%
10								\$0	0%
11								\$0	0%
12								\$0	0%
13								\$0	0%
14								\$0	0%
15								\$0	0%
16								\$0	0%
17								\$0	0%
18								\$0	0%
<b>TOTALS:</b>		<b>\$199,188</b>	<b>\$7,133</b>	<b>\$12,560</b>	<b>\$50,203</b>	<b>\$0</b>	<b>\$5,000</b>	<b>\$274,084</b>	<b>27%</b>

The above plan was derived through a planning process by the **Henderson County** Juvenile Crime Prevention Council and represents the County's Plan for use of these funds in FY **2018-19**

Amount of Unallocated Funds \$0

Amount of funds reverted back to DPS

Discretionary Funds added

check type      initial plan      update      final

—DPS Use Only—

Reviewed by _____	Area Consultant	Date _____
Reviewed by _____	Program Assistant	Date _____
Verified by _____	Designated State Office Staff	Date _____

 4-26-18  
 Chairperson, Juvenile Crime Prevention Council (Date)

\_\_\_\_\_  
 Chairperson, Board of County Commissioners or County Finance Officer (Date)

## Juvenile Crime Prevention Council Organization

	Name	Organization	Title
<b>Chairperson</b>	Mary Murray		Chair
<b>Vice-Chairperson</b>	Patty Adamic		Vice Chair
<b>Secretary</b>			
<b>Treasurer</b>	Rich Arell		Treasurer
<b>Assessment Committee Chairperson</b>	Mary Murray		Chair
<b>Funding Committee Chairperson</b>	Mary Murray		Chair

**Number of members:**

24

List meeting dates during the current fiscal year and identify the number of JCPC members in attendance for each.

Meeting Date	Number of Members in Attendance	Quorum Present? Yes/No
August 24, 2017	13	Yes
September 21, 2017	14	Yes
October 26, 2017	13	Yes
November 16, 2017	14	Yes
December 14, 2017	14	Yes

January 26, 2018	14	Yes
February 22, 2018	14	Yes
March 22, 2018	13	Yes
April 26, 2018		
May 24, 2018		
June 21, 2018		

**SUMMARY REPORT OF THE  
HENDERSON COUNTY RISK AND NEEDS ASSESSMENT  
COMMITTEE - Funding Year 18/19**

- I. Risk Assessment Summary**
- II. Needs Assessment Summary**
- III. Resource Assessment Summary**
- IV. Summary of Gaps and Barriers in the Community Continuum**
- V. Proposed Priority Services for Funding**

**Part I. Risk**

The Risk and Needs Assessment Committee reviewed data gleaned from the Juvenile Risk Assessment instrument administered by Juvenile Court Counselors after juveniles are referred with a complaint alleging that a delinquent act has occurred and prior to adjudication of the juvenile. The Juvenile Risk Assessment is an instrument used to predict the likelihood of the juvenile being involved in future delinquent behavior. For some youth, some of the individual item ratings may be heavily dependent upon information reported by the juvenile or the parent(s). For these items (*represented by percentages which with a star next to them*), there is a likelihood of under-reporting the incidence of a particular behavior and the actual incidence may be higher than suggested by these figures. In those cases, the figure should be interpreted as a measure of the minimum level of occurrence. **220 Assessments Total**

**County Risk Factor Observations: FY 2016 – 2017**

**R0 Overall Risk Level – Observations:** 47% of assessed youth are risk level 4-5 for future delinquent behavior (higher than state rate for past 2 years) 37% are level 3 risk for future delinquent behavior.

**R1 Age for First Delinquent Offense Alleged in a Complaint** – Elevated observations: 17% of assessed youth are age 12 or younger for first delinquent offense (increase from previous year's rate and higher than state rate.)

**R2 Number of Undisciplined Referrals at Intake** – Elevated Observations: 37% of assessed youth have 1-3 prior referrals (increase from previous year & higher than state). 15% of assessed youth have 2-3 prior referrals (2 yr increase & higher than state). 7% of assessed youth have 4+ prior referral (increase from previous years rate).

**R3 Most Serious Prior Adjudication** – Elevated Observations: 31% of assessed youth have prior adjudications (increase from previous year & higher than state rate). 21% of assessed youth have prior class 1-3 misdemeanor adjudications (increase from last year and higher than state). 4% of assessed youth have prior class f-1 felonies or a1 misdemeanor adjudications (increase from previous years' rate). 1% of assessed youth have prior A-E felony adjudication (increase from the previous year's rate).

**R4 Prior Assaults** – Elevated Observations: 12% of assessed youth have prior assaults w/o a weapon (increase from previous years rate and higher than state rate.) 1% of assessed youth have prior assaults with a weapon (increase from previous years rate).

**R5 Runaway from Home or Placement** – Elevated observations: 16% of assessed youth are not runaways from home or placement (increase from previous year's rate).

**R6 Known Use – Alcohol, Illegal Drugs (prior 12 months)** - Elevated Observations: \*\*29% of assessed youth have substance abuse issues and need further assessment (increase from previous year's rate).

**R7 School Behavior Problems (prior 12 months)** - Elevated Observations: 46% of assessed youth have serious school behavior problems (2 yr increase trend). 30% of assessed youth have moderate school behavior problems (increase and higher than the state rate).

**R8 Relationships With Peers** - Elevated observations: 71% of assessed youth lack pro-social peers and regularly associate w/ del others (increase from previous year's rate and higher than state rate). 20% of assessed youth regularly associate with others involved in delinquent activity (increase from previous years). 2% of assessed youth is a gang member or associates with a gang (increase from previous year's rate).

**R9 Parental Supervision** – Elevated Observations: 25% of assessed youth have parents willing but unable to supervise (increase from previous year and higher than state rate).

**Priority Risks observed by council: R1, R7, R8, R2, R3, R4, R6, R9, R5**  
(council wanted to prioritize, not choose Risks, as previously done)

## **Part II. Needs**

The Risk and Needs Assessment Committee also reviewed data gleaned from the Juvenile Needs Assessment instrument administered by Juvenile Court Counselors prior to court disposition of a juvenile. The Juvenile Needs Assessment is an instrument used to examine a youth's needs in the various domains of his life: The Individual Domain, The School Domain, The Peer Domain, and the Community Domain. This instrument was designed to detect service intervention needs as an aid in service planning. As with the Juvenile Risk Assessment, some of the individual item ratings may be heavily dependent upon information reported by the juvenile or the parent(s). For these items (*represented by percentages which with a star next to them*), there is a likelihood of under-reporting the incidence of a particular behavior and the actual incidence may be higher than suggested by these figures. In those cases, the figure should be interpreted as a measure of the minimum level of occurrence.

### **County Elevated Needs Observations: FY 2016 -2017**

**Y0 Overall Needs Level** – Observations: 45% of assessed youth have medium to high level intervention needs (increase from previous year's rate but higher than the state's rate.)

**Y1 Peer Relationships:** Elevated Observation: 54% of assessed youth sometimes to regularly associate with delinquent peers (increase and higher than the state rate). 24% of assessed youth were rejected by positive peers (increase from previous years rate and higher than state). 2% of assessed youth have gang association (increase from previous year).

**Y2 School Behavior/Adjustment:** Elevated Observations: 84% of assessed youth have school behavioral problems (increase and higher than state rate). 30% of assessed youth have moderate school behavior problems (increased from last year and higher than the state rate past four years.)

**Y3 Academic Functioning:** Elevated Observations: 74% of assessed youth are functioning at grade level or appropriate placement (increase from last year). 26% of assessed youth are functioning below Grade level (higher than state rate for the first time in 3 years).

**Y4 Substance Abuse Within the Past 12 Months:** Elevated Observations: 71% of assessed youth have no known substance abuse (increase and higher than state rate the past 2 years). \*\*29% of assessed youth have substance use/abuse issues and assessment and/or treatment is needed.

**Y5 Juvenile Parental Status** – Observations: 1% of assessed youth are in Parental Status (increase from previous year).

**Y6 Abuse Neglect History:** Elevated Observation: 34% of assessed youth are victims of abuse and/or neglect with support (increase trend and higher than the state rate the past 4 years). 8% of assessed youth are victims of abuse with no support reported (higher than state rate for 1st time in 2 years).

**Y7 Sexual Behaviors During past 12 Months:** Elevated Observations: 11% of assessed youth have sexual behavioral needs that need assessing (increase and higher than the state rate the past 4 years).



**Y8 Mental Health Needs:** Elevated Observation: 74% of assessed youth have mental health needs (increase from previous year's rate & higher than state rate). 44% of assessed youth have mental health needs that are addressed (increase and higher than the state rate).

**Y9 Basic Physical Needs/Independent Living** – Elevated Observations: 92% of assessed youth are living with parent & needs met (increase from the previous year's rate and higher than state) 1% of assessed youth are living with Parent & needs are not met (increase from previous year and higher than state.)

**Y10 Health and Hygiene (Exclude Mental Health Conditions)** – Elevated Observations: 15% of assessed youth have health/hygiene problem but are unimpaired (3 years increase trend and higher than the state rate for the past 2 years). 3% of assessed youth have health/hygiene problems but are impaired or untreated (2 years increase trend and higher than the states rate past 2 years.)

**F1 Conflict in the Home within Past 12 Months** – Elevated Observations: 29% of assessed youth have conflict in the home (increase and higher than the state rate/4 years).

**F2 Family Supervision Skills:** Elevated Observations: 49% of assessed youth have moderate to inadequate supervision skills (increase from previous year's rate).

**F3 Disability of Parent/Guardian** – Elevated Observations: 7% of assessed youth have parent/guardian with disabilities noted (3 years increase trend and higher than state rate for past 2 years.)

**F4 Substance Abuse by Family Member within Past 3 Years:** Elevated Observations: \*\*17% of assessed youth have family members with substance abuse issues (increase from previous year and higher than state rate past 3 years).

**F5 Family Criminality:** Elevated Observations: 49% of assessed youth that have family with criminal history (increase from previous years rate and higher than the state). 10% of assessed youth have family member under active court supervision or gang involvement (increase from previous year's rate & higher than the state rate.)

**Priority Needs observed by council: Y2, Y1, Y3, Y8, Y4, Y6, Y7, Y9, Y10, Y5, F1, F2, F5, F4, F3 (council wanted to prioritize, not choose Needs, as previously done)**

### **Part III. Summary of the Existing Community Resources:**

#### **Structured Activities:**

- Mentoring:
  - Boys & Girls Club
  - Big Brothers & Big Sisters
  
- Parents/Family Skills Building
  - Family Resource Center

- Psychological and/or Sex Offender Assessment
  - Hendersonville Police Dept (JCPC Funded)
  - Private Sector: (difficult to access and/or time to produce report too long)
    - Family Preservation
    - Alexander Youth Network
    - Children's Hope Alliance
    - Other private Vaya In-Network providers, etc.

**Clinical Treatment:**

- Home Base Family Counseling:
  - Juvenile Justice Treatment Continuum (JJTC) –JJ Exclusive
  - Family Preservation – Intensive In-Home
  - Youth Villages – MST
  - Access Family Services
  - AMI Kids (restricted JJ)
- Substance Abuse Assessment & Treatment:
  - Juvenile Justice Treatment Continuum (JJ Exclusive)
  - RHA/ARP Phoenix
  - Other private Vaya In-Network providers, etc.
- Sex Offender Specific Treatment:
  - Alexander Youth Network (out-patient/Medicaid)
  - Other private Vaya In-Network providers, etc.
- Counseling:
  - Juvenile Justice Treatment Continuum (JJTC – Exclusive to JJ)
  - Family Preservation
  - Mountain Counseling
  - Healing Place
  - Equine Therapy
    - Free Rein – Brevard
    - Empowering Equus – Pisgah Forest
  - Blue Ridge Counseling
- Crisis Counseling:
  - Safe Light –Domestic Violence
  - RHA Mobile Crisis
  - Other private Vaya In-Network providers, etc.
- Psych Evaluation:
  - Medication (Client FPS)
  - John Hooper

**Residential:**

- Group Home Care:
  - Eckerd Youth Alternative (JJ Exclusive, male, short term, level 2)
  - West Care (restricted: female, short term, level 2)
  - Tarheel Challenge (some restrictions)
  - Crossnore
  - Eliada
  - Timber Ridge
  - Other private Vaya In-Network providers, etc.

- Adolescent Pregnancy Prevention
- Interpersonal Skills Building:
  - Boys & Girls Club (JCPC Funded)
  - Mediation Center: Boys Group/Girls Group (restricted to JJ Youth)
  - Boys Scouts/Girls Scouts
  - 4H Club
  - Parks & Rec
  - Kids at Work
  - Voices for Youth by Family Resource Center
  - School Counselors
  - Crosswalk (Recreational)
- Experiential Skills:
  - Boys & Girls Club:
    - Career Launch – financial literacy
    - Enterprise – volunteer 50hrs under supervision at the club to earn privilege of employment at the club.
  - Boys Scouts/Girls Scouts
  - 4H Club
  - Junior Achievement (at high school and restricted by school attendance)
  - Carolina Land Conservancy – interpersonal skills/trail building
- Tutoring/Academic Enhancement:
  - Boys & Girls Club
  - Tutoring Clubs (school based/restricted)
  - Church based after school programs
- Vocational Skills:
  - Enterprise (Boys & Girls Club)
  - JobLink (16yrs & up/restricted)
  - Henderson County Schools Curriculum (restricted)
  - Vocational Rehabilitation (restricted – special population/MH Services)

**Restorative Services:**

- Restitution/Community Services:
  - Project Challenge – JCPC funded
- Mediation:
  - Mediation Center – JCPC Funded

**Community Day Programming:**

- Structured Day:
  - Alternative Schools
- Day Treatment Programs
  - Family Preservation Services (full day & restricted to diagnosis)

**Assessment Services:**

- Temporary/Emergency Shelter:
  - Trinity (in Buncombe County)
  - Crossnore
  - Alexander Youth Network
  - Safe Light (Restricted)
  - Rescue Mission
  - Only Hope of WNC
  - Hendersonville Police Dept – JCPC Funded
- Therapeutic Foster Care:
  - Multiple Therapeutic Foster Care Agencies (limited, can be hard to access)

#### **Part IV. Summary of Gaps and Barriers in the Continuum of Services**

##### **Structured Activities:**

- Parent Family Skill Building
- Tutoring/Academic Programs
- Youth Interpersonal Skill Building
- Mentoring
- Experiential
- Vocational Skill Building

##### **Restorative Services:**

- Restitution/Community Services (if JCPC funded program is not provided).
- Mediation/Conflict Resolution Services (if JCPC funded program is not provided).
- Teen Court (not available)

##### **Community Day Programming:**

- Structured Day

##### **Assessment Services:**

- Psychological & Sex Offender Assessment Services. (Assessments available in 14 days needed - not available if the JCPC funded program is not provided)

**Clinical Treatment: No gaps in the services continuum anticipated.**

**Day Treatment: Restricted to 4 schools, no high school programs.**

##### **Residential:**

- Group Home services are needed due to services being outside the county.
- Therapeutic Foster Care (not enough)
- Temporary Shelter (if not JCPC funded)
- Runaway Shelter (not available)

#### **Part V. Proposed Priority Services for Funding**

The committee compared the services needed to address the elevated Juvenile Risk Factors and Juvenile Needs with services currently available in the community. Services which are currently available in the community and sufficient to meet the needs of court involved youth or those youth most at risk for court involvement are not considered as a priority for JCPC funding.

**The Committee proposes that the following services in ranked order be approved as the funding priorities for FY 2018-2019:**

1. Interpersonal Skills Building
2. Mediation
3. Mentoring
4. Restitution/Community Services
5. Tutoring/Academic Enhancement
6. Temporary Shelter
7. Psychological Assessment
8. Parent/Family Skill Building
9. Experiential Skill Building Services
10. Structured Day
11. Group Home
12. Runaway Shelter
13. Vocational Skills



## Juvenile Crime Prevention Council Funding Decisions Summary

Program Funded	Reason for Funding (Check all that apply)
Kids at Work - Aspire	<p><input checked="" type="checkbox"/> Meets funding priority   <input checked="" type="checkbox"/> Compatible with research   <input checked="" type="checkbox"/> Cost efficient   <input checked="" type="checkbox"/> Addresses reductions of complaints, violations of supervision &amp; convictions   <input checked="" type="checkbox"/> Has evaluation component   <input checked="" type="checkbox"/> Addresses parental accountability   <input checked="" type="checkbox"/> Addresses use of alcohol/controlled substances   <input checked="" type="checkbox"/> Addresses restitution to victims   <input checked="" type="checkbox"/> Addresses gang participation</p> <p>Other _____  Would increase funding to this service if funds were available: YES</p>
Project Challenge	<p><input checked="" type="checkbox"/> Meets funding priority   <input checked="" type="checkbox"/> Compatible with research   <input checked="" type="checkbox"/> Cost efficient   <input checked="" type="checkbox"/> Addresses reductions of complaints, violations of supervision &amp; convictions   <input checked="" type="checkbox"/> Has evaluation component   <input checked="" type="checkbox"/> Addresses parental accountability   <input checked="" type="checkbox"/> Addresses use of alcohol/controlled substances   <input checked="" type="checkbox"/> Addresses restitution to victims   <input checked="" type="checkbox"/> Addresses gang participation</p> <p>Other _____  Would increase funding to this service if funds were available: YES</p>
Boys and Girls Club	<p><input checked="" type="checkbox"/> Meets funding priority   <input checked="" type="checkbox"/> Compatible with research   <input checked="" type="checkbox"/> Cost efficient   <input checked="" type="checkbox"/> Addresses reductions of complaints, violations of supervision &amp; convictions   <input checked="" type="checkbox"/> Has evaluation component   <input checked="" type="checkbox"/> Addresses parental accountability   <input checked="" type="checkbox"/> Addresses use of alcohol/controlled substances   <input checked="" type="checkbox"/> Addresses restitution to victims   <input checked="" type="checkbox"/> Addresses gang participation</p> <p>Other _____  Would increase funding to this service if funds were available: YES</p>
Mediation Center	<p><input checked="" type="checkbox"/> Meets funding priority   <input checked="" type="checkbox"/> Compatible with research   <input checked="" type="checkbox"/> Cost efficient   <input checked="" type="checkbox"/> Addresses reductions of complaints, violations of supervision &amp; convictions   <input checked="" type="checkbox"/> Has evaluation component   <input checked="" type="checkbox"/> Addresses parental accountability   <input checked="" type="checkbox"/> Addresses use of alcohol/controlled substances   <input checked="" type="checkbox"/> Addresses restitution to victims   <input checked="" type="checkbox"/> Addresses gang participation (Informal Assessment)</p> <p>Other _____  Would increase funding to this service if funds were available: YES</p>
Administration	<p><input checked="" type="checkbox"/> Meets funding priority   <input checked="" type="checkbox"/> Compatible with research   <input checked="" type="checkbox"/> Cost efficient   <input checked="" type="checkbox"/> Addresses reductions of complaints, violations of supervision &amp; convictions   <input checked="" type="checkbox"/> Has evaluation component   <input checked="" type="checkbox"/> Addresses parental accountability   <input checked="" type="checkbox"/> Addresses use of alcohol/controlled substances   <input checked="" type="checkbox"/> Addresses restitution to victims   <input checked="" type="checkbox"/> Addresses gang participation</p> <p>xxxx Other: Budget for administrative expenses required  Would increase funding to this service if funds were available</p>
Program Not Funded	Reason for Not Funding (Check all that apply)
	<p>Lack of funding, addresses priority need and would fund if resources allowed   Does not meet funding priority   Not compatible with research   Lesser quality than another program funded of it's type   Greater cost than program of same type and quality   Other _____</p>
	<p>Lack of funding, addresses priority need and would fund if resources allowed   Does not meet funding priority   Not compatible with research   Lesser quality than another program funded of it's type   Greater cost than program of same type and quality   Other _____</p>
	<p>Lack of funding, addresses priority need and would fund if resources allowed   Does not meet funding priority   Not compatible with research   Lesser quality than another program funded of it's type   Greater cost than program of same type and quality   Other _____</p>
	<p>Lack of funding, addresses priority need and would fund if resources allowed   Does not meet funding priority   Not compatible with research   Lesser quality than another program funded of it's type   Greater cost than program of same type and quality   Other _____</p>

Program Enhancement Plan

Program:

Kids At Work Henderson County

Brief Description:

Kids At Work is an interpersonal skills development program based around the culinary art. Clients progress through our interpersonal skill development curriculum on a week by week basis and apply what they learn in the kitchen environment. Youth are a part of the program for 16 weeks and meet for 3 hours once a week. The whole curriculum consists of 24 hands on lessons that are designed to meet the clients unique learning styles and help them apply the skills into their daily environment

Category	SPEP Score	Enhancement Opportunity	Action Steps	Responsible Party	Comments:
Primary Service Supplemental Services	15	No	N/A	N/A	Maximum points achieved
Quality of Service Delivery	15	Yes	<ol style="list-style-type: none"> <li>1. Create a monitoring and corrective action form to better identify problem area with program fidelity.</li> <li>2. Complete monitoring and corrective action form (as applicable) on a quarterly basis for each staff.</li> <li>3. Share monitoring and corrective action form with staff.</li> <li>4. Follow through on corrective action (i.e. training, policy development, supervision, etc) needed and document its completion.</li> </ol>	<ol style="list-style-type: none"> <li>1. District Leader</li> <li>2. District Leader</li> <li>3. District Leader</li> <li>4. District Leader</li> </ol>	None.




Program Enhancement Plan

		5. Write updated policy and protocol on fidelity monitoring and measuring of program effectiveness	5. Program Manager	
Amount of Service: Duration and Contact Hours	8 6	No Yes Not addressing at this time due to higher priority above	N/A	N/A
Risk Level of Youth	5 8			
Total				

This Plan is approved by:


Kimberly Castano

Program Manager Name & Signature



12/13/17

Date



JPCPC Chair Name & Signature

4/24/18

Date

## Program Enhancement Plan

**Program:** Education & Social Development - Boys & Girls Club of Henderson County

**Brief Description:**

The program helps clients develop social skills required to interact positively with others, specifically addressing anti-social, risky behaviors. Clients interact with mentoring adults and positive peers to develop social and life skills, improve relationships, strengthen positive character traits and redirect negative behaviors.

Category	SPEP Score	Enhancement Opportunity	Action Steps	Responsible Party	Comments:
Primary Service Supplemental Services	20				
Quality of Service Delivery	17	Improve engagement with court counselors; Staff Evaluation	Attend weekly DJJ staffing meetings; Modify staff evaluation assessment form to include criteria specific to JCPC program delivery, conduct assessments annually.	J. Hockenberry, D. Torres-Edwards	Have been attending DJJ meeting regularly. Have only missed one. Allocating meeting
Amount of Service: Duration and Contact Hours	14		We promised to modify evaluation assessment's form to include criteria specific to BJJ.		
Risk Level of Youth	17		These assessments are conducted in August.		
<b>Total</b>	<b>68</b>				

This Plan is approved by:

Julia Hockenberry

Program Manager Name & Signature

1 / 1

Date

JCPC Chair Name & Signature

4/26/18

Date

# Program Enhancement Plan Checklist

**Girls' Interpersonal Skills Group - Henderson County**

Program:

**Brief Description:** Girls Group builds interpersonal skills in female youth ages 11-17 who are court involved. Youth learn pro-social behavior, anger control, and moral reasoning through the CJI approved Aggression Replacement Training (ART) model.

Action Steps	Responsible Party	Completed Date:	Comments:
Youth Mediation Program Director and Youth Services Coordinator will create an annual training plan for Youth Program employees	Youth Mediation Program Director/Youth Services Coordinator	Creation of the training plan is in progress.	It is expected that both the Youth Services Coordinator and the Youth Mediation Program Director will have completed training in accordance with the plan by the end of FY17-18.
Youth Services Coordinator will receive a comprehensive performance evaluation.	Youth Mediation Program Director/Youth Services Coordinator	Staff performance Evaluation is in progress.	The evaluation is expected to be completed well before the end of FY17-18.
Youth Mediation Program Director and Youth Services Coordinator will explore possibilities for collecting additional data outside of NC Allies	Youth Mediation Program Director/Youth Services Coordinator	Exploration is in progress	The surveys have been created and are in use presently

*J. T. [Signature]*  
3/20/18


# Program Enhancement Plan Checklist

Boys' Interpersonal Skills Group - Henderson County

Program:

Brief Description: Boys' Group builds interpersonal skills in male youth ages 11-17 who are court-involved. Youth learn pro-social behavior, anger control, and moral reasoning through the CJA approved Aggression Replacement Training (ART) model.

Action Steps	Responsible Party	Completed Date:	Comments:
Youth Mediation Program Director and Youth Services Coordinator will create an annual training plan for Youth Program employees	Youth Mediation Program Director/Youth Services Coordinator	Creation of the training plan is in progress.	It is expected that both the Youth Services Coordinator and the Youth Mediation Program Director will have completed training in accordance with the plan by the end of FY17-18.
Youth Services Coordinator will receive a comprehensive performance evaluation.	Youth Mediation Program Director/Youth Services Coordinator	Staff performance Evaluation is in progress.	The evaluation is expected to be completed well before the end of FY17-18.
Youth Mediation Program Director and Youth Services Coordinator will explore possibilities for collecting additional data outside of NC Allies	Youth Mediation Program Director/Youth Services Coordinator	Exploration is in progress	The surveys have been created and are in use presently

  
 5/20/18  
 4-26-18



# Program Enhancement Plan Checklist

**Youth Mediation - Henderson County**

**Program:**

**Brief Description:** Youth Mediation provides conflict resolution services to youth. Victims and offenders meet together with a neutral mediator to work out a solution to the conflict and to develop a written agreement to prevent delinquent behaviors in the future.

Action Steps	Responsible Party	Completed Date:	Comments:
Youth Mediation Program Director and Youth Services Coordinator will create an annual training plan for Youth Program employees	Youth Mediation Program Director/Youth Services Coordinator	Creation of the training plan is in progress.	It is expected that both the Youth Services Coordinator and the Youth Mediation Program Director will have completed training in accordance with the plan by the end of FY17-18.
Youth Services Coordinator will receive a comprehensive performance evaluation.	Youth Mediation Program Director/Youth Services Coordinator	Staff performance Evaluation is in progress.	The evaluation is expected to be completed well before the end of FY17-18.
Youth Mediation Program Director and Youth Services Coordinator will explore possibilities for collecting additional data outside of NC Allies	Youth Mediation Program Director/Youth Services Coordinator	Exploration is in progress	The surveys have been created and are in use presently

  
 3/20/18  


51-92-H-18

Program Enhancement Plan

**Program:** Project Challenge NC Inc.-Henderson County

**Brief Description:** Project Challenge is a dispositional option to juvenile court allowing participants to repay or give back to their community as part of their probation requirements. Participants are given the opportunity to fulfill their obligation to the courts by completing community service and provide victims repayment of monetary loss.

Category	SPEP Score	Enhancement Opportunity	Action Steps	Responsible Party	Comments:
Primary Service Supplemental Services	15	None	None-Program received the full score a Restitution service can obtain		
Quality of Service Delivery	12	Improve protocol manual to increase scoring	Category A: Added "Introduction" to protocol manual. Category B: Added "Staff Training" to protocol manual. Category C: Added "Staff Retention" to protocol manual. Category D: Enhanced Pre and Post Program Evaluation explanation and included copies of the forms and reports to protocol manual. Category E: Added copies of employee evaluation tools to protocol manual.	Project Challenge Program Manager	All protocol manuals are updated and is part of staff trainings.
Amount of Service: Duration and Contact Hours	6	Improve % of juvenile receiving optimal duration	1. Schedule participants for 12 weeks in all possible cases, adhering to frequency requirements in JCPC policy 2. Communicate change and	1. Project Challenge coordinator 2. Project Challenge	1-Continue monitoring that length of stay extends the 12 weeks and frequency requirements are met. 2-Continue open communication with all involved.

**Program Enhancement Plan**

	rationale to referral sources, clients, and families	Coordinator
Risk Level of Youth	23 None Risk scores is not an area a program receiving all juvenile court referrals can improve upon	
Total	56 POP 70%	

This Plan is approved by:

*Charles...*  
 Program Manager Name & Signature

3/29/18  
 Date

*[Signature]*  
 JCPC Chair Name & Signature

4/26/18  
 Date