

5/3/10

# PUBLIC INPUT SIGN UP SHEET

PUBLIC INPUT SHALL BE LIMITED TO  
THREE (3) MINUTES PER PERSON.

EACH PERSON SHOULD:

- (1) STATE YOUR NAME
- (2) IN WHAT AREA OF THE COUNTY YOU LIVE
- (3) SPEAK IN A CLEAR AND COURTEOUS MANNER.

Please Print:

	NAME	ADDRESS	ISSUE
1.	MARCIA BALLARD	POB 529, Edneyville NC 28727	287 (g)
2.	JOANNE THOMAS	5505 Wood Duck Way 28792	287 (G)
3.	Bob Heltman	POB 5715 H'ville	287 G
4.	<del>XXXXXXXXXX</del> <sup>Hannan</sup> <del>XXXXXXXXXX</del> <sup>Chate</sup> <del>XXXXXXXXXX</del>	9011 Dorothy St	287 (G)
5.	Waymon Morris	3531 Krevstad Ave	287 (g)
6.	Julie Gregg	236 Greenleaf Dr.	287 (g)
7.	Douglas Coffman	268 Cozy Pool	287 (g)
8.	ROGER RUSNAK	1903 BRANSON RD	287 G
9.	<del>XXXXXXXXXX</del>	<del>XXXXXXXXXX</del>	
10.	Manuel Mayorga	Mtn Home	287 (g)
11.	GUSTAVO SILVA	1316 Hyman Ave	287 (E)
12.	Dennis Justice	31 Tamis Lane	Artificial Turf
13.			

Did NOT speak


# Presentation to Henderson County Board of Commissioners

## Impacts of the 287(g) Program *By Concerned Leaders of Henderson Co.*

**Presenters**

- Rev. Austin Ríos  
*La Capilla Santa Maria*
- María Zacnite Figueroa  
*Student*

## Introduction



**Introduction**

What is the 287(g) Program?

Is there a relationship between immigration and crime?

What is the cost of the 287(g) Program to Henderson Co. taxpayers?

What are monetary costs of the 287(g) Program to taxpayers?

Does the 287(g) Program meet its stated goals and improve public safety?

Important Factors Regarding 287(g)

Law Enforcement Perspectives

Recommendations


Resources

Thank you

Henderson County is our home and we share the values of community, unity and safety.

We see Henderson County as one community, a community that wants to provide a safe place for families, opportunities, and dreams to grow.

We believe that justice is only possible when we are all free from the fear created by 287(g).



## What is the 287(g) Program?

- Originated in Section 287(g) of the 1996 Illegal Immigration Reform and Immigrant Responsibility Act (IIRAIRA).
- Department of Homeland Security partners with local and state law enforcement agencies to enforce immigration law in order to better apprehend criminals with an original focus on violent crime.
- In 2008 the Henderson Sheriff's Department entered into an MOA under which officers are given several weeks of training by ICE and upon completion are authorized to detect and detain undocumented immigrants in the county detention facility.

Introduction

What is the 287(g) Program?

Is there a relationship between immigration and crime?

What is the cost of the 287(g) Program to Henderson Co. taxpayers?

What are monetary costs of the 287(g) Program to taxpayers?

Does the 287(g) Program meet its stated goals and improve public safety?


Important Factors Regarding 287(g)

Law Enforcement Perspectives

Recommendations

Resources

Thank you



## Is there a relationship between immigration and crime?

- A 2010 Study by UNC Chapel Hill of North Carolina shows no association between the rate of change in immigration and Hispanic populations in NC counties and crime rates. \*

Introduction

What is the 287(g) Program?

Is there a relationship between immigration and crime?

What is the cost of the 287(g) Program to Henderson Co. taxpayers?

What are monetary costs of the 287(g) Program to taxpayers?

Does the 287(g) Program meet its stated goals and improve public safety?

Important Factors Regarding 287(g)

Law Enforcement Perspectives

Recommendations

Resources

Thank you

\* Nguyen & Gill ( 2010 ), "The 287 (g) Program: The Costs and Consequences of Local Immigration Enforcement ...", UNC- Chapel Hill

## What are monetary costs of the 287(g) Program to taxpayers? NC Counties



Introduction

What is the 287(g) Program?

Is there a relationship between immigration and crime?

What is the cost of the 287(g) Program to Henderson Co. taxpayers?

What are monetary costs of the 287(g) Program to taxpayers?

Does the 287(g) Program meet its stated goals and improve public safety?

Important Factors Regarding 287(g)

Law Enforcement Perspectives

Recommendations

Resources

Thank you

Cost of 287(g) Program For First Year in Mecklenburg			
Activity	Qty	Cost[\$]	Total
Sheriff's Deputy	8	41,519	332,152
Sheriff's Deputy Supervisor	2	61,286	122,572
Salaries for 4 weeks training of Sheriff's Deputy	8	3,466	27,728
Salaries for 4 weeks training of Sheriff's Deputy Supervisor	2	4,714	9,428
Cost of Training	10	500	5,000
Detention Costs for Unauthorized Immigrants (Year 1)			4,800,000
			5,296,880

Cost of 287(g) Program For First Year in Alamance			
Activity	Qty	Cost[\$]	Total
Sheriff's Deputy	12	32,854	394,248
Lieutenants	2	49,295	98,590
Salaries for 4 weeks training of Sheriff's Deputy	12	2,527	30,324
Salaries for 4 weeks training of Lieutenants	2	3,792	7,584
Cost of Training	12	500	6,000
Detention Costs for Unauthorized Immigrants (Year 1)			4,216,162
			4,752,908

\*Nguyen & Gill ( 2010), "The 287 (g) Program: The Costs and Consequences of Local Immigration Enforcement...". UNC- Chapel Hill

## What is the cost of the 287(g) Program to Henderson Co. taxpayers?



Introduction

What is the 287(g) Program?

Is there a relationship between immigration and crime?

What is the cost of the 287(g) Program to Henderson Co. taxpayers?

What are monetary costs of the 287(g) Program to taxpayers?

Does the 287(g) Program meet its stated goals and improve public safety?

Important Factors Regarding 287(g)

Law Enforcement Perspectives


Recommendations

Resources

Thank you

- Direct Costs include:
  - Officer salaries & time for training.
  - Upgrading technology & equipment.
  - Housing detainees, county must pay detention costs while suspect is waiting state charges.
- What will be the Federal Reimbursement Rate?
  - Latest reports by the Sheriff say, "the federal government is behind in payments..."\*
- How will taxpayers pay for un-projected and indirect costs?
  - Lost revenue, higher court costs, lost wages and negative economic impacts.

\* Sheriff lists ...Times-News, (4/17/10).



Introduction

What is the 287(g) Program?

Is there a relationship between immigration and crime?

What is the cost of the 287(g) Program to Henderson Co. taxpayers?

What are monetary costs of the 287(g) Program to taxpayers?

**Does the 287(g) Program meet its stated goals and improve public safety?**

Important Factors Regarding 287(g)

Law Enforcement Perspectives

Recommendations


Resources

Thank you

## Does the 287(g) Program meet its stated goals and improve public safety?

- Public Safety has been compromised by spending resources on detaining & deporting people with traffic & minor offenses while failing to direct attention to those who pose a threat to the community.
- Growing perception that law enforcement is not providing equal protection for all.
- Drastic underreporting of crime including drug activity, gangs, domestic violence and child abuse.
- Increased victimization of immigrants by abusers and violent criminals.

\* Nguyen & Gill ( 2010), "The 287 (g) Program: The Costs and Consequences of Local Immigration Enforcement...", UNC- Chapel Hill



Introduction

What is the 287(g) Program?

Is there a relationship between immigration and crime?

What is the cost of the 287(g) Program to Henderson Co. taxpayers?

What are monetary costs of the 287(g) Program to taxpayers?

Does the 287(g) Program meet its stated goals and improve public safety?

**Important Factors Regarding 287(g)**

Law Enforcement Perspectives

Recommendations

Resources


Thank you

## Important Factors Regarding 287(g)

- In 2008 -2009 only 21 of those deported were classified as Level 1- (highest threat to public safety) from Henderson Co. From Oct 2009 – Jan 2010 only 7 were reported as Level 1.\*
- Statewide 86.7% of those booked through the program were charged with misdemeanors, while only 13.3% had felonies. \*\*
- In 2009, Chatham County rejected 287(g) for fiscal and liability concerns & Cumberland County terminated the program.

\* La Voz Independiente, March, 18 2010


\*\* Nguyen & Gill (2010)



## Law Enforcement Perspectives

- Introduction
- What is the 287(g) Program?
- Is there a relationship between immigration and crime?
- What is the cost of the 287(g) Program to Henderson Co. taxpayers?
- What are monetary costs of the 287(g) Program to taxpayers?
- Does the 287(g) Program meet its stated goals and improve public safety?
- Important Factors Regarding 287(g)
- Law Enforcement Perspectives
- Recommendations
- Resources
- Thank you


- A 2009 nationwide Police Foundation survey found that “civil immigration enforcement by local police undermines their core public safety mission, diverts scarce resources, increases their exposure to liability and litigation, and exacerbates fear in our communities.”



## Recommendations

- Introduction
- What is the 287(g) Program?
- Is there a relationship between immigration and crime?
- What is the cost of the 287(g) Program to Henderson Co. taxpayers?
- What are monetary costs of the 287(g) Program to taxpayers?
- Does the 287(g) Program meet its stated goals and improve public safety?
- Important Factors Regarding 287(g)
- Law Enforcement Perspectives
- Recommendations
- Resources
- Thank you

- Uphold accountability by “focusing resources on (convicted) criminal aliens who pose a threat to public safety” as stated in the MOA.
- Adopt a policy of citation for traffic violations and other minor misdemeanors.
- Provide transparency by releasing current arrest and racial profiling data and the costs of the 287(g) program to the public.
- Begin rebuilding trust with the Latino community through collaborative crime prevention programs as alternatives to 287(g).



## Resources For Consultation & Dialogue

- Hannah Gill- UNC- Chapel Hill
- NC Justice Center
- COLA- Coalition of Latin American Organizations
- Chatham Co. Community Relations Council
- Your local residents affected by these policies
- IRCHC, LAC, and other community groups.

Introduction

What is the 287(g) Program?

Is there a relationship between immigration and crime?

What is the cost of the 287(g) Program to Henderson Co. taxpayers?

What are monetary costs of the 287(g) Program to taxpayers?

Does the 287(g) Program meet its stated goals and improve public safety?


Important Factors Regarding 287(g)

Law Enforcement Perspectives

Recommendations

Resources

Thank you



## Thank You

- *We look forward to opening a dialogue about this issue and meeting to continue this conversation.*

Introduction

What is the 287(g) Program?

Is there a relationship between immigration and crime?

What is the cost of the 287(g) Program to Henderson Co. taxpayers?

What are monetary costs of the 287(g) Program to taxpayers?

Does the 287(g) Program meet its stated goals and improve public safety?

Important Factors Regarding 287(g)

Law Enforcement Perspectives

Recommendations

Resources

Thank you



**MCNC**



**NCREN**  
NORTH CAROLINA RESEARCH AND EDUCATION NETWORK

## Henderson County Board of Commissioners

Tommy Jacobson

May 3, 2010

*Connecting North Carolina's Future Today*

### The Role of MCNC

- Founded in 1980 as a non-profit research institute
- Today as operator of NCREN focused on delivery of network based services to the K-20 community of North Carolina through contracts with the state of North Carolina
- Endowment created from the sale of Cronos in 1999 helps seed investments in the network
- Trusted advisor to the NC education community, today serving 3 Million users daily

 **MCNC** *Connecting North Carolina's Future Today*



## Federal Stimulus

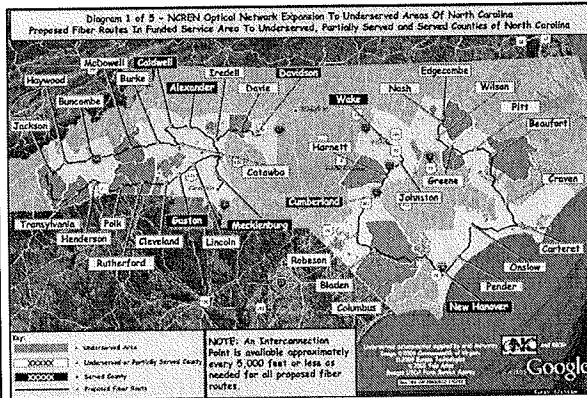
- ARRA provides \$7.2B to enhance broadband access
  - \$4.5 B to Commerce BTOP
  - \$2.7 B to Agriculture RUS
- Why did MCNC apply?
  - Build on an existing asset – not build from scratch
  - Leasing bandwidth in rural areas no longer feasible
  - Equity of education
  - No dark fiber made available
  - Underserved consumers



## BTOP Round 1 Approach

- Gauge Service Provider Interest
- Report on past inability to serve with fiber, either due to inability to acquire existing or lack of availability
- Understanding demographics of the areas we were going through
- Garner support from leadership areas: Federal and State, Layers of Education

## Middle Mile Build Funded for BTOP Round 1



Underserved Total:	Underserved Partial:
Beaufort	Carteret
Bladen	Craven
Columbus	Johnston
Davie	Onslow
Edgecombe	Pender
Greene	Robeson
Harnett	Buncombe
Jackson	Catawba
McDowell	Cleveland
Polk	Haywood
Rutherford	Iredell
Transylvania	Lincoln

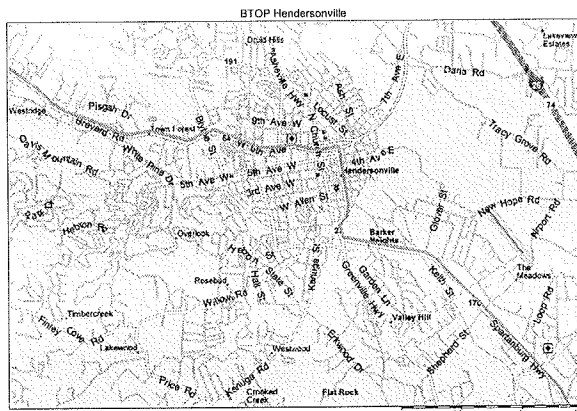
MCNC Connecting North Carolina's Future Today

## Round 1 – MCNC'S Successful Application

- \$28.2M request, \$11.7M match
  - Uses no State Funds
  - \$7.7M From MCNC Endowment
  - \$4M From Bandwidth Wholesaler PalmettoNet
- 37 Rural Counties – 24 fully or partially underserved
  - Private partner reaches last mile consumers
- Round 1 Results: MCNC Won

MCNC Connecting North Carolina's Future Today

## Detail for City of Hendersonville



7

4/29/2010

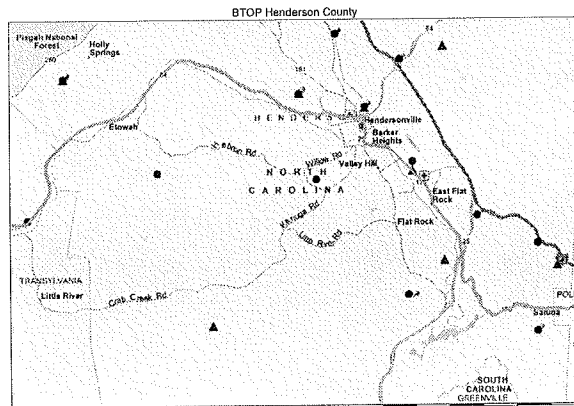
## What's in Store for Henderson County

- Proposal to NTIA called for two routes in to Western North Carolina, one via Asheville to Sylva; one via Hendersonville through Brevard to Cashiers
- Constructed network will be a combination of completely new build and acquisition of existing fibers under IRU

8

4/29/2010

## Detail for Henderson County




Copyright © 2010 MCNC. All Rights Reserved. No part of this publication may be reproduced, stored in a retrieval system, or transmitted, in any form or by any means, electronic, mechanical, photocopying, recording, or by any information storage and retrieval system, without the prior written permission of MCNC. The use of the name of MCNC in this publication does not constitute an endorsement of the product or service by MCNC. The use of the name of MCNC in this publication does not constitute an endorsement of the product or service by MCNC.

## BTOP 2-Why MCNC applied again

- MCNC Success in Round 1 brought attention to the problems
- State Leadership asked us to finish covering the state
- Other areas of North Carolina not well served from middle mile perspective (North central, Northeast, Northwest, and South Central)
- Focus on working in to economically distressed areas of the state

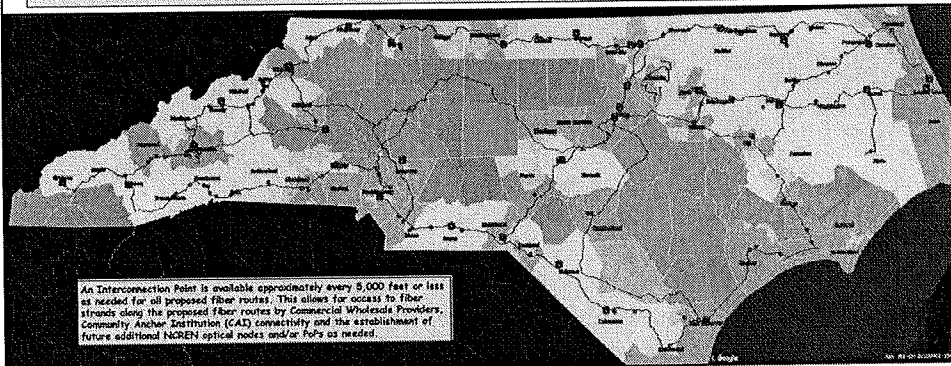
## Round 2: Proposal

- \$111M for 1800+ Miles of fiber
  - Frank Hawkins Kenan Institute and MCNC led the application
  - \$33M to meet 30% match
  - \$24M from Golden LEAF Foundation
  - 1500 jobs
- 4 Underserved areas remain
  - Northeast, North Central, Northwest, South Central
- Direct fiber to 179 community anchor institutions
  - Community Colleges and Libraries
  - Covers existing contracts to sustain the network
  - \$2M to sustain (O&M and Refresh)



## Round 2 Map

Golden LEAF Rural Broadband Initiative - 1802.53 Miles In Proposed Funded Service Area  
 179 Community Anchor Institutions To Be Directly Connected To The North Carolina Research And Education Network (NCREN) across 69 counties (67 completely or partially underserved)



An Interconnection Point is available approximately every 5,000 feet or less as needed for all proposed fiber routes. This allows for access to fiber strands along the proposed fiber routes by Commercial Wholesale Providers, Community Anchor Institution (CAI) connectivity and the establishment of future additional NCREN optical nodes and/or PoPs as needed.



- Proposed Fiber Route BTOP Round Two
- Existing And BTOP Round One
- Underserved Counties, Census Tracts in PFSA
- Served Counties, Census Tracts in PFSA
- ⊙ Proposed Optical Transport Node - 40 Channels
- ⊙ Community Anchor Institutions To Be Directly Connected To NCREN

Underserved determination supplied by UNC Authority and BBOG. Additional data and support provided by NCREN (a program of the Kenan Institute).

MCNC is the independent, non-profit organization that operates the North Carolina Research And Education Network (NCREN).

**REQUEST FOR BOARD ACTION**

**HENDERSON COUNTY  
BOARD OF COMMISSIONERS**

**MEETING DATE:** Monday, May 3, 2010

**SUBJECT:** Update on status of ARRA broadband stimulus grant application

**ATTACHMENTS:** Yes

1. MCNC ARRA-BIP-BTOP Facts
2. Broadband USA Connecting America's Communities
3. Golden Leaf Rural Broadband Initiative
4. MCNC map – Henderson proposed route

**SUMMARY OF REQUEST:**

A representative of MCNC will present information on the status of American Recovery and Reinvestment Act of 2009 broadband grant funding requests and the impact of those requests on broadband availability in Henderson County.

**BOARD ACTION REQUESTED:**

No specific Board Action is requested. This item is for informational purposes only.

**Suggested Motion:**

*No motion suggested.*



# ARRA/BIP/BTOP Facts

## Package Details

MCNC's application is over 1200 pages of information that includes details about the proposed fiber build. Governor Bev Perdue and the NC delegation to the US Congress led the effort to advocate for funding of the project.


Highlights include:

- FRC/PalmettoNet plans to invest \$4 million in the project in exchange for dark fiber. This is a private-sector match to the MCNC endowment's \$4 million pledge.
- Letters of endorsement from five last-mile providers: Spirit Telecom, Norland, ClearTalk Wireless, ERC Broadband and Balsam West – will use the proposed middle-mile build to reach underserved consumers in regions along the build.
- The North Carolina Office of Economic Recovery and Investment and eNC, the state's broadband authority, were instrumental in reviewing MCNC's application.

### For More Information

[www.mcnc.org](http://www.mcnc.org)

[www.broadbandrecovery.gov](http://www.broadbandrecovery.gov)



- What is Broadband Recovery?
- How will this impact North Carolina?
- How will this create jobs?
- How was the match funded?
- What is the first step?
- Who is FRC?

## Exploring Broadband Recovery with MCNC & NCREN

### What is ARRA/BIP/BTOP and Broadband Recovery?

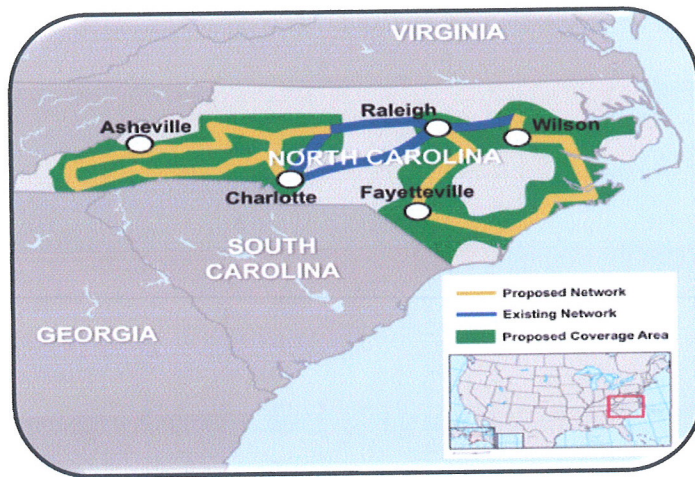
The American Recovery and Reinvestment Act of 2009 appropriated \$7.2 billion and directed the U.S. Department of Agriculture's Rural Utilities Service (RUS) and the U.S. Department of Commerce's National Telecommunications Information Administration (NTIA) to expand broadband access to unserved and underserved communities across the U.S., increase jobs, spur investments in technology and infrastructure, and provide long-term economic benefits. The result was funding of the RUS Broadband Initiatives Program (BIP) and the NTIA Broadband Technology Opportunities Program (BTOP). BIP makes loans and grants for broadband infrastructure projects in rural areas. BTOP provides grants to fund broadband infrastructure, public computer centers, and sustainable broadband adoption projects. Of the \$7.2 billion, \$4.7 billion was allotted to the NTIA to award grants. The remaining \$2.5 billion went to the U.S. Department of Agriculture to make loans and grants to companies building out broadband infrastructure in rural areas.

### How will this impact North Carolina?

MCNC applied for \$28.2 million in ARRA broadband economic recovery funds to expand the existing North Carolina Research and Education Network (NCREN). In its operation of NCREN, MCNC currently serves the backbone Intranet and Internet network needs of 95% of the state's K-20 education institutions (all will be migrated to NCREN by 2012). The proposal includes 480 miles of new fiber throughout the western and southeastern part of North Carolina will ensure that our K-12 schools, universities, community colleges, university hospitals and other community anchor institutions (libraries, public health) will have access to unlimited amounts of bandwidth now and into the future. Consumers and small businesses along the fiber build will be reached with enhanced broadband service through commercial telecommunications and cable providers with whom MCNC has formed partnerships. FRC/PalmettoNet, a middle mile operator and partner in MCNC's application will assist last mile service providers in reaching consumers and commercial businesses. The network has the potential to serve more than 1,500 anchor institutions, 180,000 businesses and more than 300,000 underserved families.

### How will this create jobs?

The middle-mile is the sector of the network that connects last-mile facilities such as telecom company local interconnection points (central offices) with the commercial Internet and with national and global advanced research networks. Within the next 60 days, MCNC will issue several Requests for Proposal (RFP) for the design, construction and operation of the network. These RFPs have the potential to create more than 230 engineering/construction jobs. MCNC will add a few jobs to administer and oversee the build of the fiber, but most will be contracted positions with vendors handling various aspects of the project.



Service Area Map

### What is the first step?

MCNC will begin immediately to undertake the work of planning and building the new middle-mile fiber. MCNC raised \$11.7 million in matching funds for its successful application through private sources, including \$4 million from the MCNC endowment, making the total project a \$40 million investment in North Carolina's broadband infrastructure. Construction is expected to last up to three years. Community anchor institutions, small businesses and private citizens in the following counties have the potential to be served by the new middle-mile network. Counties traversed by the network in eastern N.C. are Beaufort, Bladen, Carteret, Columbus, Craven, Cumberland, Edgecombe, Greene, Harnett, Johnston, Nash, New Hanover, Onslow, Pender, Pitt, Robeson, Wake, Wilson; in western N.C. – Alexander, Buncombe, Burke, Caldwell, Catawba, Cleveland, Davidson, Davie, Gaston, Haywood, Henderson, Iredell, Jackson, Lincoln, McDowell, Mecklenburg, Polk, Rutherford, and Transylvania.

The network build-out will:

- Serve as a robust middle-mile network through rural North Carolina.
- Traverse all 13 of North Carolina's congressional districts and touch 37 counties.
- Have the potential to serve 300,000 families that reside in underserved census blocks
- Improve broadband service to 1,232 K-12 schools, 55 higher education institutions. It also has the potential to serve 183 public libraries and 63 hospitals.

### States had to rank order of applications and send their rankings back to the NTIA. Where did MCNC's application rank?

The North Carolina Office of Economic Recovery and Investment and eNC, the state's broadband authority, organized a group of experts to review North Carolina's broadband recovery applications. MCNC's application was ranked the number one priority by this review team for funding. Governor Perdue sent a formal letter to the NTIA recommending MCNC's application for funding.

### Who is FRC?

FRC, LLC, a subsidiary of PalmettoNet and SCANA Communications, is an experienced, fiber-based network provider and management company committed to wholesaling lit capacity to last-mile providers and will allow wholesale interconnection with any party interested in serving consumers, commercial entities, private healthcare, and energy distributors. "FRC is pleased to be one of MCNC's key private partners in this project and can think of no better organization than MCNC to lead the expansion of North Carolina's middle-mile broadband infrastructure," according to John Dudley, Senior Director of Public Policy and External Affairs for FRC. "We are extremely pleased that the NTIA has recognized the intended benefits of this project and we look forward to building a network which will extend the depth and breadth of broadband within the state of North Carolina."

MCNC is an independent, non-profit organization that employs advanced networking technologies and systems to continuously improve learning and collaboration throughout North Carolina's K-20 education community. MCNC provides advanced communications technologies and support services that enable access to 21st century learning applications and offers the opportunity to improve teaching, learning, research and collaboration among North Carolina's education community. For a quarter century, the 501(c)(3) non-profit organization, MCNC, has operated a robust, secure, exclusive communications network that has connected the institutions of the University of North Carolina System, Duke University and Wake Forest University to each other, and through advanced research networks such as Internet2 and National Lambda Rail, to the world.



## Benefits & Comparative Analysis for Our State

- Reach Rural North Carolina Citizens in Underserved areas. MCNC worked closely to make certain letters of intent with private sector, experienced middle-mile network operators and wholesalers were in place prior to submitting the application. This will drop access prices substantially for last-mile providers and allow operators to deploy broadband service to underserved areas along the route.
- MCNC raised 30% matching funds \$11.7 Million for this proposal from private sources. This exceeded the 20% match requirement and requires no state funding. MCNC's money comes from the MCNC endowment and from investors such as FRC/PalmettoNet.
- Last-mile. For a middle-mile application, MCNC has an evolved last-mile solution with a private wholesaler already committed to invest and pledging to use the capacity to reach underserved markets.

For those vendors interested in potential opportunities related to this project, please visit [www.mcnc.org/btop/vendors.html](http://www.mcnc.org/btop/vendors.html) for frequent updates related to the release of requests for proposals.





# BROADBANDUSA

CONNECTING AMERICA'S COMMUNITIES

## FOR MORE INFORMATION

[www.recovery.gov](http://www.recovery.gov)  
[www.broadbandusa.gov](http://www.broadbandusa.gov)

Organization:	MCNC
Project Name:	Building a Sustainable Middle Mile Network for Underserved Rural North Carolina
Project Type:	Infrastructure
State(s):	North Carolina
Federal Award:	\$28,225,520

### ABOUT THE PROJECT

Building a Sustainable Middle-Mile Network for Underserved Rural North Carolina proposes to build a 494-mile, middle-mile broadband network serving almost one half the population of North Carolina in 37 counties. The new fiber network proposes to increase the existing bandwidth by 10 to 20 times in underserved areas and will connect to 685 miles of existing infrastructure in the urbanized central region of the state, expanding the reach of the North Carolina Research and Education Network (NCERN). Currently, NCERN provides backbone and ISP services to community anchor institutions including the entire public University of North Carolina system, all public K-12 schools in the state, a majority of the independent colleges and universities and 20 of the 58 institutions in the North Carolina Community College System. This project will both provide better and more reliable connections for rural education and community support organizations already on NCERN, and create better connectivity for anchor institutions that are not part of NCERN, such as rural libraries, not-for-profit hospitals, and county-operated free health-care clinics. This would allow for expanded use of distance learning, telehealth services, electronic medical-records sharing, and smart-grid technology.

The Building a Sustainable Middle Mile Network for Underserved Rural North Carolina project also proposes to:

- Connect all 58 community colleges, the remaining independent colleges, the State's charter schools, 50 free healthcare clinics, 179 county health agencies and hospitals, 181 libraries and their public computer centers, and the three largest state museums.
- The open design of the proposed expansion enables all service providers to directly connect to the network to make broadband more easily available to approximately 1.8 million households, 139,000 businesses, and more than 2,400 anchor institutions with connection speeds from 10Mbps to 10Gbps.
- Create higher capacity public middle-mile connectivity for libraries, medical and public health service providers.
- Include one middle-mile operator, FRC, which has letters of intent from last-mile service providers to expand service into unserved and underserved areas.

### ORGANIZATION'S HISTORY

MCNC, established in 1980 as a catalyst for technology-based economic development, is an independent not-for-profit broadband provider that has operated the North Carolina Research and Education Network operations center and business support systems for more than 25 years. The network provides backbone and ISP services to community anchor institutions, including almost all public and private education institutions in the state. MCNC has experience designing and building middle-mile networks with public and private partners experienced in design, build, and permits that are ready to assist in the project as soon as funds are awarded. North Carolina mounted a coordinated effort with Governor Beverly Perdue, the state's Office of Economic Recovery and Investment, North Carolina's chief information officer, the Golden LEAF Foundation, and the state's community anchor institutions including schools, health care, universities, and libraries, to strengthen MCNC's proposal.

### PROJECT PARTNERS

- Energy United
- North Carolina Department of Transportation
- North Carolina Health Information Technology Strategic Planning Task Force
- North Carolina Research and Education Network
- The State Library of North Carolina
- University of North Carolina system

Data provided in the project description is based on information supplied by the applicant. An executive summary of this application can be found on [www.broadbandusa.gov](http://www.broadbandusa.gov).

For press-related inquiries, contact 202-482-7002 or [press@ntia.doc.gov](mailto:press@ntia.doc.gov).  
For the general public, contact [BTOP@ntia.doc.gov](mailto:BTOP@ntia.doc.gov).

Made possible by the Broadband Technology Opportunities Program  
Funded by the American Recovery and Reinvestment Act of 2009



# Broadband Technology Opportunities Program



## ABOUT THE PROJECT

Organization:	MCNC
Project Name:	Building A Sustainable Middle Mile Network for Underserved Rural North Carolina
Project Type:	Infrastructure
State(s):	North Carolina
Federal Award:	\$28,225,520

Building a Sustainable Middle-Mile Network for Underserved Rural North Carolina proposes to build a 494-mile, middle-mile broadband network serving almost one half the population of North Carolina in 37 counties. The new fiber network proposes to increase the existing bandwidth by 10 to 20 times in underserved areas and will connect to 685 miles of existing infrastructure in the urbanized central region of the state, expanding the reach of the North Carolina Research and Education Network (NCREN). Currently, NCREN provides backbone and ISP services to community anchor institutions including the entire public University of North Carolina system, all public K-12 schools in the state, a majority of the independent colleges and universities and 20 of the 58 institutions in the North Carolina Community College System. This project will both provide better and more reliable connections for rural education and community support organizations already on NCREN, and create better connectivity for anchor institutions that are not part of NCREN, such as rural libraries, not-for-profit hospitals, and county-operated free health-care clinics. This would allow for expanded use of distance learning, telehealth services, electronic medical-records sharing, and smart-grid technology.

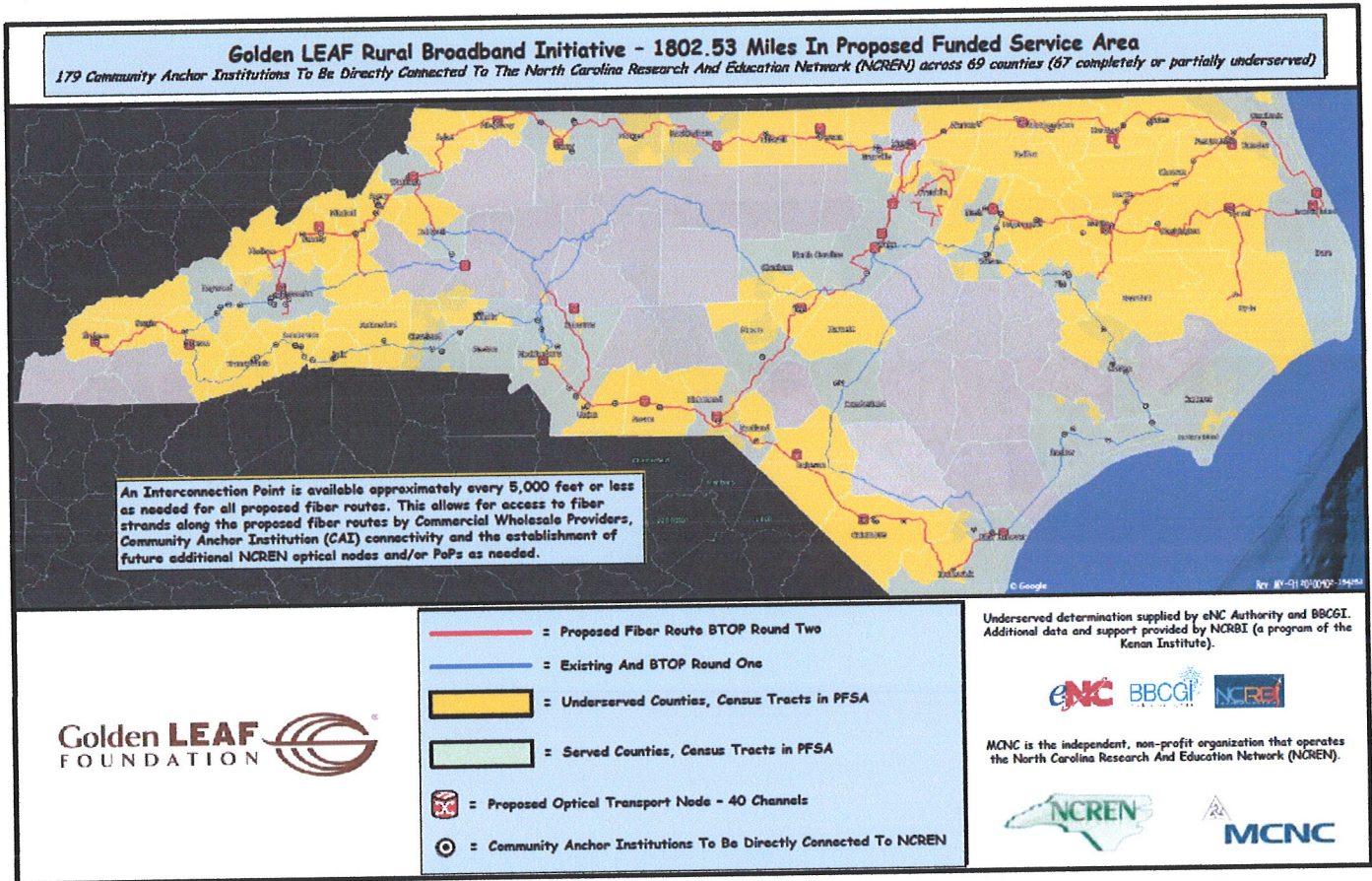
## DISCLAIMER

This map serves for illustrative purposes only and does not reflect precise coverage areas or network lines.

An executive summary of this application can be found in the Application Database on [www.broadbandusa.gov](http://www.broadbandusa.gov).



# Golden LEAF Rural Broadband Initiative



## Market Territory

**Geographic Area(s):** The proposed funded geographic area is comprised by 69 of North Carolina's 100 counties, which encompass 32,597 square miles or 67% of NC's total square miles.

Specifically, this geographic area includes Alleghany, Anson, Ashe, Avery, Beaufort, Bertie, Brunswick, Buncombe, Cabarrus, Caldwell, Camden, Carteret, Caswell, Chatham, Chowan, Cleveland, Columbus, Craven, Cumberland, Currituck, Dare, Edgecombe, Franklin, Gaston, Gates, Graham, Granville, Halifax, Harnett, Haywood, Henderson, Hertford, Hyde, Jackson, Lee, Lincoln, Madison, Martin, McDowell, Mecklenburg, Mitchell, Moore, Nash, New Hanover, Northampton, Onslow, Pasquotank, Perquimans, Person, Pitt, Polk, Richmond, Robeson, Rockingham, Rutherford, Scotland, Stokes, Surry, Swain, Transylvania, Tyrrell, Union, Vance, Wake, Warren, Washington, Watauga, Wilson, and Yancey counties.

## Middle Mile Network Composition

Total Proposed Network Miles (MM only)	<ul style="list-style-type: none"> <li>Total Miles: 1802</li> <li>Backbone Miles: <b>1558</b></li> <li>Lateral Miles: <b>184</b></li> </ul>
Underserved/Unserved	<ul style="list-style-type: none"> <li>Backbone Miles in Underserved/Unserved Areas: <b>Approx. 65%</b></li> <li>Lateral Miles in Underserved/Unserved Areas: <b>Approx. 48%</b></li> </ul>

## Potential Customer Base

Market Potential Households (within PFSA)	<ul style="list-style-type: none"> <li>Total HH's: <b>2,320,485</b></li> <li>Located in Underserved/Unserved Areas: <b>Approximately 34%</b></li> </ul>
Market Potential Businesses (within PFSA)	<ul style="list-style-type: none"> <li>Total Businesses: <b>159,914</b></li> <li>Located in Underserved/Unserved Areas: <b>Approximately 30%</b></li> </ul>
Market Potential Community Anchor Institutions (within PFSA)	<ul style="list-style-type: none"> <li>Total CAI's: <b>4,066</b></li> <li>Located in Underserved/Unserved Areas: <b>Approximately 44%</b></li> </ul>

## Other

Proposed MM Network Capacity	<ul style="list-style-type: none"> <li>Backbone: All backbone routes constructed will have two 1.25-inch conduits placed with a minimum of 48 strands of SMF-28 fiber. The optical system deployed throughout the footprint will have a minimum capacity of 40 lambdas, with current systems deployed on the NCREN backbone having roadmaps of 100G per lambda.</li> <li>Laterals: All lateral routes will have a minimum of 12 strands of SMF-28 fiber installed in a single 1.25-inch conduit. Initially, lateral connections will be provisioned using 1Gbps Ethernet.</li> </ul>
Jobs Created	<ul style="list-style-type: none"> <li>Direct Job-years: <b>14</b></li> <li>Indirect Job-years: <b>724.71</b></li> <li>Induced Job-years: <b>415.52</b></li> </ul>

## Applicant Profile

Title	Golden LEAF Rural Broadband Initiative (GLRBI)
Headquarters	Research Triangle Park, North Carolina
Technology Type	Wireline- Fiberoptic Cable
Key Partners	The Golden LEAF Foundation, North Carolina Community College System, North Carolina State Librarian Mary Boone, North Carolina Department of Crime Control and Public Safety, University of North Carolina (UNC) System President Erskine Bowles, ERC Broadband, BalsamWest FiberNet owned by the Eastern Band of the Cherokee, CenturyLink

## Budget Information

Project Budget (%)	\$111,654,323
Federal Contribution (%)	69.84%
Cash Match Amount (%)	25.28%
In Kind Match Amount (%)	4.89%
<b>Middle Mile/Last Mile Budget Allocation</b>	
Middle Mile Percentage (%)	100%
Last Mile Percentage (%)	0%
Rural Last Mile Percentage (%)	0%



**REQUEST FOR BOARD ACTION**  
**HENDERSON COUNTY**  
**BOARD OF COMMISSIONERS**

**MEETING DATE:** 3 May 2010  
**SUBJECT:** Henderson County Cares Update  
**ATTACHMENT(S):** Yes  
1. PowerPoint

**SUMMARY OF REQUEST:**

Sarah Zambon is prepared to provide the Board with an update on the Henderson County Cares program regarding County employee charitable activities.

**BOARD ACTION REQUESTED:**

No action is requested. The presentation is for informational purposes.

***Suggested Motion:***

No motion suggested.

# Henderson County Cares 2009-2010

PRESENTED BY SARAH GRACE ZAMBON  
DEPUTY COUNTY ATTORNEY

## Activities

- Blood Drives
- Drives
  - Canned goods
  - Toiletries
  - School supplies
- Fundraising
  - Donations
  - Coin Jars
  - Dress Casual Days
- Walks

## Some of the Organizations Assisted

- Relay For Life of Henderson County
- March of Dimes
- Red Cross
- Manna Foodbank
- Mainstay
- Rathbun Center
- Toys for Tots
- Four Seasons Hospice and Palliative Care
- Land of Sky
- United Way of Henderson County
- Big Brother /Big Sister of Henderson County
- Henderson County Foster Parent's Association
- Local schools

## March of Dimes

- Raised over \$1,000 in 2009 with about 20 team members from various county departments
- In 2010 will have raised approximately \$5,000 and split into 3 different teams (one county, 2 family)
  - Spearheaded by Matt Cable and Selena Coffey

## Relay For Life

- In 2007 raised \$1,591 and had approximately 7 team members
- In 2008 raised \$2,704 with approximately 20 team members
- In 2009 raised \$2,923 with approximately 25 team members
- County employees have raised money individually, come to the event, and stayed over night!
- Also participated in the 1<sup>st</sup> year of Bark For Life

## Upcoming Activities

- **June**
  - May 11<sup>th</sup>- Jim Player of Sheriff's Department raising money at TCBY for Tour de Cure 40 mile ride to raise money for Diabetes
- **July/ August-** collect school supplies for foster children



## Upcoming Events

- **Relay For Life**

- May 21 at North Henderson High School
- Currently Henderson County Cares team:
  - Has 26 team members- Including staff families, children
  - Has raised \$485
- County employees and their families should sign up
  - Can register and donate online or contact Sarah Zambon
- Bark For Life held on May 1<sup>st</sup>

## Conclusion

- **Very Successful**

- Helped several non-profit organization and different issues in Henderson County
- Brought together different departments , staff, board members, the public
- **Big thanks to the Commissioners, the County Manager's Office, staff, and the non-profit organizations! It would not be nearly as successful without so much support from Henderson County!**

# Quarterly Report HCSO - 10/01/09 - 12/31/09

Processed Oct - 2009	Charge @ Arrest	Prior Criminal	Prior Immigration
1	10/1/2009 DWI / NOL	Prob. Viol. / Poss Drug Para / Manufacture Sch. VI CS / MVDP CS / FTA (F) & (M) / Poss. Sch. VI CS	None
2	10/1/2009 DWI / NOL	None	None
3	10/1/2009 Assault on Government Official	None	None
4	10/1/2009 Reckless Drvg to Endanger / NOL	None	None
5	10/5/2009 NOL	None	None
6	10/5/2009 Statutory Rape	None	1 Border Arrest
7	10/5/2009 Drive after Consum / NOL	None	None
8	10/5/2009 DWI / NOL	None	2 Border Arrests
9	10/6/2009 (M) Larceny	NOL / Shoplifting x 4 / Publix Intoxication Disorderly Conduct / Prob. Viol. Indecent Exposure	1 Border Arrest
10	10/8/2009 Indecent Exposure	None	1 Border Arrest
11	10/8/2009 DWI / NOL / Drv Left of Center / Drv While Cosum	Intoxicated & Disruptive / RPO	None
12	10/9/2009 DWI / NOL	None	None
13	10/9/2009 DWI / NOL	None	None
14	10/12/2009 DWI / DWLR	DWI / Fail to Stop	None
15	10/13/2009 AOF	None	None
16	10/13/2009 AOF / Comm. Threats	AOF x 3 / Comm. Threats	Previously Removed
17	10/14/2009 NOL / No Ins.	None	None
18	10/14/2009 NOL	None	3 Border Arrests
19	10/14/2009 DWI / NOL / No Ins / Opn Cont / Unsafe Movement	None	None
20	10/15/2009 DWI / NOL	Flee to Elude Police Officer	None
21	10/15/2009 NOL	None	None
22	10/15/2009 NOL / Fail to Stop	None	None
23	10/16/2009 DWI	None	None
24	10/16/2009 NOL	None	None
25	10/16/2009 (M) Larceny	None	1 Border Arrest
26	10/16/2009 (F) Accessory after the Fact	None	None
27	10/19/2009 DWI / NOL	NOL x 2	None
28	10/20/2009 Poss. Marijuana	Drug Para / MVDW CS	1 Border Arrest
29	10/21/2009 NOL	None	None
30	10/22/2009 NOL / No Reg.	None	None
31	10/23/2009 DWI	NOL	None
32	10/23/2009 NOL / Speeding	None	None
33	10/23/2009 DWI / NOL	DWI x 2 / NOL x 2 / Hit & Run / Opn Cont Grand Larceny / Burglary / Poss Brglary	3 Border Arrests
34	10/26/2009 T-Tom	Tools / RPO / Shoplifting x 2	None
35	10/26/2009 DWI / Opn. Cont.	None	None
36	10/27/2009 DWLR	None	None
37	10/27/2009 Hit & Run / NOL	None	3 Border Arrests

38	10/27/2009	NOL	Charge @ Arrest	Prior Criminal	None	None
Processed Nov - 2009						
1	11/2/2009		Intoxicated & Disruptive	Opn. Cont. / FTA (M)	None	None
2	11/2/2009		DWI	None	None	None
3	11/3/2009		DWLR / Fail to Stop-Steady Red Light	None	None	None
4	11/4/2009		NOL	None	None	None
5	11/4/2009		DWI	None	None	None
6	11/5/2009		DWI	No Valid DL	None	1 Border Arrest
7	11/10/2009		DWI	None	None	None
8	11/10/2009		DWLR / Fict. Info to Officer	Trespassing	None	None
9	11/10/2009		False Imprisonment / AOF / NOL	None	None	None
10	11/12/2009		DWI	None	None	None
11	11/18/2009		AOF	None	None	None
12	11/18/2009		Shoplifting / Concealment of Goods	None	None	None
13	11/18/2009		Resisting Public Officer	None	None	5 Border Arrests
14	11/19/2009		Intoxicated & Disruptive	DUI x 2 / No Ins. / NOL x 2 / Opr. Veh. No Reg / Hit & Run w/ Prop. Damage / Public Disorderly Conduct / Fict. Info. To Officer	None	None
15	11/24/2009		AWDW / Comm. Threats	CCW / Agg. Battery Cause Bodily Harm or Disability / NOL / Poss. Cocaine	None	Previously Removed - 2
16	11/24/2009		Intoxicated in Public	DUI / NOL / Opn Cont.	None	Previously Removed
17	11/24/2009		Shoplifting / Concealment of Goods	None	None	1 Previous VR
18	11/25/2009		NOL	None	None	2 Border Arrests
19	11/25/2009		DWLR	NOL / Speeding	None	1 Previous VR
Processed Dec - 2009						
1	12/2/2009		Charge @ Arrest	Prior Criminal	None	Prior Immigration
2	12/3/2009		Intoxicated & Disruptive	AOF	None	None
3	12/4/2009		Comm. Threats	None	None	None
4	12/7/2009		DWI	None	None	2 Border Arrests
5	12/8/2009		Poss. Alter / Fict / Drv Lic	DUI / Seatbelt Viol.	None	None
6	12/9/2009		NOL	None	None	None
7	12/9/2009		NOL	None	None	None
8	12/9/2009		Simple Assault / Comm. Threats / Inj. Pers. Prop	Poss. Mari. / DUI	None	Previously Removed
9	12/9/2009		AOF	Opn. Cont.	None	1 Border Arrest
10	12/10/2009		Trafficking Meth. / Poss. Meth. x 2 / PWISD Meth. Maintain Veh / Dwelling / Place CS	None	None	1 Border Arrest
11	12/10/2009		NOL / Use of Red/Blue Light	DUI	None	None
12	12/10/2009		1st Deg. Burglary	None	None	None
13	12/11/2009		NOL / Reckless Drvg to Endanger	None	None	2 Border Arrests
14	12/15/2009		Assault Gov. Official / RPO	None	None	1 Border Arrest
15	12/16/2009		DWI	None	None	1 Border Arrest
16	12/17/2009		DWLR	None	None	None

17	12/18/2009	DWLR	None	1 Border Arrest
18	12/22/2009	DWI	Hit & Run / NOL x 3 / Reckless Drvg. / FTA x 2 / Prob. Viol. / Viol. DL Law / Susp. Lic. X 2 /	None
			Obstruct w/out Viol / DWI	
19	12/23/2009	DWI	None	None
20	12/23/2009	AWDW	None	1 Border Arrest
21	12/23/2009	DWI	None	None
22	12/29/2009	DWI	None	2 Border Arrests
23	12/29/2009	NOL	None	None

Total	80
Traffic	15
Other	65
%	19%
%	81%

Traffic ONLY w/ No Prior Criminal or Immigration History  
All Offenses w/ Prior Criminal or Immigration History



10/1/2009 - 12/28/2009

### Arrest Processing Summary - Custom

#### Summary

Total # Detainees Interviewed	79
Total # Aliens Processed	77
Total # Detainers Lodged	63
Total # 203's Lodged	72

#### As to the # of aliens processed

Criminal	1
Non Criminal	76
<b>Total:</b>	<b>77</b>

Mandatory	54
Non Mandatory	23
<b>Total:</b>	<b>77</b>

851 Agg. Felon	1
862 NTA	20
862 NTA/STIP	31
871 Re-Entry	3
Fugitive Arrest (B & B)	0
VWP	0
V/R	22
<b>Total:</b>	<b>77</b>

#### Aliens with prior immigration arrest or criminal arrest record

<b>Total:</b>	<b>5</b>
---------------	----------

#### Aliens previously processed by Henderson County 287(g) IEM

<b>Total:</b>	<b>2</b>
---------------	----------

#### State Charges Filed

All State Charges	
Murder	0
Forcible Rape	0
Robbery	0
Aggravated Assault	2
Burglary	1
Larceny	4
Motor Vehicle Theft	0
Arson	0
Manslaughter	0
Simple Assault	3
Forgery, etc.	0
Fraud	0
Embezzlement	0
Stolen Property	0
Vandalism	0
Weapons	0
Prostitution	0
Sex Offenses	1
Drug Laws	5
Gambling	0
Offenses Against Family	7
DWI	23
Other Traffic Offenses	48
Liquor Laws	8
Disorderly Conduct	3
All Other Offenses	8
Curfews - Loitering	0
Runaways	0
<b>Total:</b>	<b>113</b>

All State Charges	
NOL	30
No Insurance	2
DWLR	7
No Registration	0
Fictitious Tag	1
Hit and Run	1
All Other	7
<b>Total:</b>	<b>48</b>

#### Federal or out-of-state fugitives

Of the inmates processed, Total # that had federal or out-of-state warrants	
<b>Total:</b>	<b>0</b>

All State Charges	
Murder	0
Rape	0
Robbery	0
Assault	0
Burglary	0
Larceny	0
Motor Vehicle Theft	0
Arson	0
Manslaughter	0
Fraud	0
Embezzlement	0
Stolen Property	0
Weapons	0
Prostitution	0
Sex Offenses	0
Drug Laws	0
Gambling	0
Vehicular Homicide	0
Felony Traffic Offenses	0
Unlawful Flight To Avoid Prosecution	0
All Other Offenses	0
<b>Total:</b>	<b>0</b>

#### Classification of Offenses

All State Charges	
Misdemeanors	104
Felonies	9
<b>Total:</b>	<b>113</b>

In the Henderson Unit	
Misdemeanors	48
Felonies	0
<b>Total:</b>	<b>48</b>



**Arrest Processing Summary - Custom**

10/1/2009 - 12/28/2009

**Countries of Aliens Processed**

Mexico	73
Guatemala	3
Honduras	1
<b>Total:</b>	<b>77</b>
<b>Total for 3 Countries</b>	<b>77</b>



10/1/2009 - 12/28/2009

# Arrest Processing Summary - Custom

## Frequency distributions for number of counts

Frequency distribution for state charges - number of counts

# of Counts	# of Aliens
1	50
2	22
3	2
4	2
5	1

Frequency distribution for traffic charges - number of counts

# of Counts	# of Aliens
1	29
2	8
3	1

For aliens charged only with traffic offenses

Frequency distribution for traffic charges - number of counts

# of Counts	# of Aliens
1	17
2	7



# Arrest Processing Snapshot - Custom

10/01/2009 - 12/31/2009

Total number of inmates charged and brought into jail that are non US born	79
--	----

Total number of inmates that were placed in removal proceedings	79
---	----

Total number of inmates that had detainers lodged	63
---	----

Total number of inmates that had 203s lodged	72
--	----

Of the Inmates Processed / Total number that had prior immigration arrest or criminal arrest records	6
--	---

\*this statistic was not recorded prior to 1/1/2010, so the number given reflects activity since 1/1/2010

Of the Inmates Processed / Total number that had been previously processed in this jurisdiction	2
---	---

Of the Inmates Processed / Total number that had federal or out-of-state warrants	0
---	---

Of the Inmates Processed / Total number that had been removed and re-entered the U.S.	3
---	---

Of the Inmates Processed / Total number that were previously ordered removed but remained in the U.S.	0
---	---

Of the  processed  were arrested on  counts of DWI



## REQUEST FOR BOARD ACTION

### HENDERSON COUNTY BOARD OF COMMISSIONERS

**MEETING DATE:** May 3, 2010

**SUBJECT:** CLOSED SESSION

The Board is requested to go into Closed Session for the following reasons:

1. Pursuant to N.C. Gen. Stat. § 143-318.11(a)(4), to discuss matters relating to the location or expansion of industries or other businesses in the area served by the public body.
2. Pursuant to N.C. Gen. Stat. § 143-318.11(a)(6), to consider the qualifications, competence performance, character, fitness, conditions of appointment, or conditions of initial employment of an individual public officer or employee or prospective public officer or employee; or to hear or investigate a complaint, charge, or grievance by or against an individual public officer or employee.

**SUGGESTED MOTION:**

***I move that the Board go into closed session pursuant to N.C. Gen. Stat. § 143-318.11, to discuss matters which are privileged and confidential.***