

## MINUTES

**STATE OF NORTH CAROLINA  
COUNTY OF HENDERSON**

**BOARD OF COMMISSIONERS  
MAY 20, 2010**

The Henderson County Board of Commissioners met for a regularly scheduled meeting at 9:00 a.m. in the Commissioners' Meeting Room of the Historic Courthouse on Main Street, Hendersonville.

Those present were: Chairman Bill Moyer, Vice-Chairman Mark Williams, Commissioner Larry Young, Commissioner Chuck McGrady, Commissioner Charlie Messer, County Manager Steve Wyatt, Assistant County Manager Selena Coffey, Attorney Russ Burrell and Clerk to the Board Teresa L. Wilson.

Also present were: Associate County Attorney Sarah Zambon, Public Information Officer Christy DeStefano, Finance Director J. Carey McLelland, County Engineer Marcus Jones, Planning Director Anthony Starr, Research/Budget Analyst Amy Brantley, Sheriff Rick Davis, Chief Deputy Greg Cochran, Construction Manager David Berry, Fire Marshall Rocky Hyder, IT Director Becky Snyder, Travel & Tourism Director Melody Heltman, Assistant County Engineer Natalie Berry, Elections Director Beverly Cunningham, DSS Director Liston Smith, Deputy Tax Collector Lee King, Parks & Recreation Director Tim Hopkin, Animal Services Director Brad Rayfield, Library Director Bill Snyder, Planners Autumn Radcliff and Matt Cable, Soil & Water Conservation District Director Jonathan Wallin, and Property Addressing Coordinator Curtis Griffin.

### CALL TO ORDER/WELCOME

Chairman Moyer called the meeting to order and welcomed all in attendance.

### PLEDGE OF ALLEGIANCE

The Pledge of Allegiance to the American Flag was led by Commissioner Williams.

### INVOCATION

County Manager Steve Wyatt gave the invocation.

### INFORMAL PUBLIC COMMENT

Chairman Moyer asked each person who had signed up for informal public comments to please limit their comments to about 3 minutes each. Those who signed up to speak in regards to the 287g program would be allowed to speak during the discussion of that item.

1. Jerry David – “Thank You. I’d like to talk and address the stormwater issue that’s going to be discussed. Having retired from the field of civil engineering after forty years in both the public and private sectors acting as a consultant to towns and counties and also working for a developer as his project manager. On land development projects the requirements of providing water quality from stormwater runoff is, was a non-issue. Treating the first one inch of stormwater runoff was a matter of the highest priority and the law. Developers took this requirement as a given and all developments adhered to this rule including governmental agencies. Any development including commercial was subject to treat the first one inch of stormwater runoff. Why is this important? It is this non-source pollution that contains the most concentrated detrimental deleterious materials such as pesticides, fertilizers, grease and oils, animal waste, volition organic compounds, inorganic matter and heavy metals that are so detrimental to our creeks, streams, rivers and drinking watershed areas. It is my opinion that this protection benefits not only the new residents but especially existing old time residents. I’m sure these older residents can remember when the rivers and streams in our area were pristine. Only one can imagine how it must have been a hundred years ago when streams had an abundance of critters and were free of these pollutants. In your previous meeting a gentlemen spoke about the tremendous cost to the city for the implementation of stormwater facilities and how these cost were in the tens of thousands of dollars. He was absolutely right about the high cost of

DATE APPROVED: June 7, 2010

stormwater lines, man holes, curb inlets, curbs and gutters, outfalls, headwalls. But we're not talking about that. We are talking about renovating existing areas. Who is talking about renovating existing areas or upgrading old stormwater systems, we are certainly not. What are we asking for? In the simplest of terms, we are requesting that the commission require detention areas such as grass swells, minor berms, small ponds and any number of graded areas equal to the volume to the first one inch of stormwater runoff. Any combination of the above mentioned designed methods used to achieve the one inch goal will have a net positive effect on our tributaries, streams and rivers. In the strongest of terms the cost for implementing these requirements in a development would not nearly equal the cost of trying to clean a development, clear up the waterway, burdened by uncontrolled runoff. Why put these pollutants directly into our waterways when they can so easily and cheaply be avoided. Thank you so much for the opportunity to speak before you."

2. James Monahan – "Good Morning. I'd also like to address the stormwater runoff issue. I'll be very brief. I just have two points to raise. The first one deals with topography. If we truly want to have an effective stormwater runoff regulation it must be tailored to the topography of Henderson County. Otherwise it's nothing but a political fig leaf since the regulation that's adequate for flat land areas is not likely to be effective here. Second point is cost. The cost to a developer of complying with an effective runoff regulation is minimal and would be far less than a post development fix that would have to be borne by the unsuspecting residents of a development experiencing a problem. Heralds the commission to adopt a stormwater retention regulation that has no loop holes for lower density projects. Thank you."
3. Linda Bruton – "Thank you. I come today to speak again for the stormwater ordinance which I hope will be stronger ordinance than the minimum standards for the state. I speak from the heart. I speak as a representative of the somewhat hundred thousand people that live in this county that would benefit from this to ensure a future for both your children and our grandchildren and generations to come. Also for the people coming into our county. We have to be good stewards of the land in which we live. Please consider this. Thank you for allowing me to speak today."
4. Joshua Glover – "Morning. My name is Joshua Glover. First I would like to commend the Board of Commissions for considering a countywide delegated stormwater management program as part of the land development code. I have been doing research on the effects of stormwater runoff and some of the possible solutions for deterring the harmful effects the runoff. Runoff carries petroleum, pesticides, fertilizers and heavy metals into our streams and rivers. We all know how damaging the effects can be as we saw with the Mills River fish kill of 2007. Being that the first inch of rainfall is the one that carries all these pollutants, it is imperative that when new developments are put in place that they create an environment that holds that first inch from running into our watersheds. As it was observed at the March 30th stormwater management program public hearing, there's a strong public concern for choosing a more stringent management policy than the minimum required by the state. I would like to reiterate that the state's minimum requirements are based on the topography of the piedmont area, not the mountains of Western North Carolina. It is the county government's duty to make sure that the policies put in place by the state are sufficient enough for individual counties. We need a countywide stormwater management plan that does not leave a loop for low density projects. To those that contend that the implementation of BMPs for all development is expensive, I would like to point out that the remediation of our rivers and streams would certainly exceed the cost of preventative measures. Stormwater runoff is a concern for Henderson County public ecological and economic health. Runoff can increase the possibilities for landslides and we have all witnessed the aggravation, danger and cost that the recent landslide on I-40 reaped on Haywood and its surrounding counties. The proposed stormwater management plan without the low density allotment would be satisfied by the development of rain gardens and bio-retention cells as described by John Calabria at the March public hearing. Placed at the start around the curbs and ten feet from a house foundation at least twenty-five feet from a septic system, field or well head. Not only rain gardens and bio-retention cells work better than swells but they also increase the property value on which they are located. Only three percent of the earth's water is fresh. Thirty percent of that fresh water is ground water. Sixty-eight percent is trapped in ice caps and glaziers. Being that Henderson County does not currently have a supply of ice caps or glaziers, it is of the utmost importance that we

do everything that we can to protect our ground water supply. This includes making sure that precipitation is permitted to permeate into the ground instead of running off into the streams, rivers and sewage pipes. Just recently Mills River was added to the federal 303D list. Mills River is a major source of drinking water for Henderson County. We need to put in place the most stringent stormwater management practices to ensure that no more of our rivers or streams are added to this environmentally shameful list. Finally I would like to point out from table one of the stormwater management regulation comparison prepared by Henderson County planning department, that Buncombe County, the City of Hendersonville, the Town of Fletcher and the Town of Laurel Park all have standards for low density projects beyond state regulations. Don't all citizens of Henderson County deserve that same protection? Thank you for your time and consideration."

5. Richard Freudenberger – "I'm here to address the stormwater issue and I'll be very brief. I'm urging the commissioners to raise the bar a little bit. It certainly won't hurt anything. What you're doing is encouraging the lowest common denominator to come in here, if you're not raising this level up to the one inch standard. We certainly wouldn't want to do that in our education system or any other important thing so why would we do it here with the environmental and conservation areas we have here. It's not much of a request. We've heard a lot of testimony here and the factual information is in fact, factual. I just urge you to raise that bar just a little bit and try to dissuade some of the lowest and least desirable developers from coming in here and doing the cheapest and least desirable thing. Thanks."

#### **DISCUSSION/ADJUSTMENT OF AGENDA**

Chairman Moyer requested the addition of two (2) Consent Agenda items, (K) Application for a Justice Assistance Grant (JAG) and (L) Approval to award Captain Charles McDonald his service weapon upon his retirement.

*Commissioner McGrady made the motion to approve the Agenda as presented. All voted in favor and the motion carried.*

#### **CONSENT AGENDA**

*Commissioner Williams made the motion to adopt the Consent Agenda with the addition of two items; Application for a Justice Assistance Grant (JAG) and Approval to award Captain Charles McDonald his service weapon upon his retirement. All voted in favor and the motion carried.*

CONSENT AGENDA consisted of the following:

#### **Approval to award Captain Charles McDonald his service weapon upon his retirement**

Sheriff Davis stated Captain Charles S. McDonald will be retiring May 31, 2010 from the Henderson County Sheriff's Office. Captain McDonald has served since March 2, 1985. Throughout his career, he has worked Patrol, Criminal Investigations, and has been implemental in our drug enforcement and SWAT operations. Captain McDonald has served as Captain, completing his career as our Public Information Officer. To honor him and show our gratitude, I intent to present his service weapon to him pursuant to G. S. 20-187.2.

Suggested Motion:

*I motion that the Board approves awarding Captain Charles S. McDonald's service weapon to him upon retirement.*

#### **Minutes**

Draft minutes were presented for board review and approval of the following meeting(s):

May 3, 2010 – Regularly Scheduled Meeting

May 11, 2010 – Special Called Meeting

#### **Tax Collector's Report**

Deputy Tax Collector Carol McCraw had presented the Tax Collector's Report to the Commissioners dated May 7, 2010 for information only. No action was required.

**Construction Management Update**

Construction Manager David H. Berry & Associates, LLC provided a monthly status report to the Commissioners for Henderson County facilities.

**Capital / Facilities Status Reports**

Internal Auditor Darlene Burgess had provided a status report to the Commissioners for the period ended April 2010 on Capital and Facilities projects.

**Soil Erosion and Sedimentation Erosion Control Update**

Natalie Berry PE, Assistant County Engineer, had provided the Board with an update on the status of the Soil Erosion and Sedimentation Control Division.

- The erosion control division has
  - March 2010 – 0 plans
  - April 2010 – 3 plans
  - May 2010 – 0 plans
    - Note: Land Disturbance  $\geq$  1 acre.
- Amount of Land Disturbance
  - 7.00 acres
  - Revenues - \$2,800.00
- Sketch plans processed
  - March 2010 – 41 sketches
  - April 2010 – 39 sketches
  - May 2010 – 1 sketch
    - Note: Land Disturbance  $\leq$  1 acre.
    - Revenue - \$810.00
- Complaints received:
  - March 2010 – 19 complaints
  - April 2010 – 14 complaints
  - May 2010 – 0 complaints

**Approval to Purchase a BMW R1200RT-P Motorcycle**

The Board is requested to approve the purchase of a BMW R1200RT-P motorcycle. The Sheriff's Office has one motorcycle for patrolling parks and recreational activity, along with three additional motorcycles with one assigned to each patrol squad. This request provides an additional motorcycle for assignment to the patrol squad that doesn't have one. The motorcycles are equipped with speed detection devices and are used for traffic enforcement and speed control. There are no county funds involved in this request. Purchase of the motorcycles, equipment, fuel, maintenance, etc. is all funded from the Federal Asset Forfeitures Fund.

Suggested Motion:

*I motion the Board approves the request and authorize the Sheriff to proceed.*

**Approval to purchase a Dodge Ram 2500 pick-up truck**

Firearms training and qualification has become an increasing problem due to the lack of ranges that will rent their facilities to law enforcement and at the times that are needed. This results in traveling considerable distances. A large, enclosed, secure trailer is used to transport ammunition, firearms, targets, etc. The current sport utility vehicle will not pull the weight of the trailer. This is a request to purchase a diesel, pick-up truck for this function. This will be a replacement, not an addition. Earlier in FY10 competitive bids were obtained for a similar truck for Animal Enforcement. Egolf Motors will provide another, identical truck for the same price, which complies with state laws and eliminates the need for another bid process.

The Sheriff's Office is projected to be \$284,000 under budget for FY10 with the purchase of this truck accounted for.

Suggested Motion:

*I move the Sheriff and County Manager be authorized to purchase a Dodge Ram 2500, diesel pick-up truck like the one purchased earlier this year for Animal Enforcement.*

### **Quarterly Schools Maintenance Report**

Included in the agenda packet were several pages of the Schools Quarterly Maintenance Report. The expenditures are summarized in the report received.

Staff presented this material for the Board's information only. No specific Board action is requested.

### **2007-2011 Strategic Plan - Quarterly Update**

The Board was provided the 2007-2011 Strategic Plan Quarterly Update for review.

Suggested Motion:

*I move the Board approves the Strategic Plan Quarterly Update as presented.*

### **Home & Community Care Block Grant County Funding Plan**

Each year, the Board of Commissioners is required to adopt a Funding Plan for the Home and Community Care Block Grant for Older Adults and identify the lead office or agency responsible for coordinating the County Funding Plan. At this time, the Funding Plan for Fiscal Year 2011 is estimated to be \$742,338, which is slightly higher than the amount received in FY2010. This is a State/Federal program administered at the local level. The proposed Funding Plan supports the service priorities identified for the current planning cycle.

Suggested Motion:

*I move that the Board appoints the County Manager's Office as the Lead Agency and approves the proposed FY2011 Funding Plan.*

### **Western Highlands Area Authority - Quarterly Fiscal Monitoring Report (FMR) for the period ended March 31, 2010**

G.S. 122C-117(c) requires the staff of the local area mental health authority to provide the County Finance Officer with the quarterly Fiscal Monitoring Report (FMR) within 30 days of the end of the quarter. The County Finance Officer is then required to provide the FMR to the Board of Commissioners at the next regularly scheduled meeting of the board. The FMR provided from Western Highlands Area Authority was received by the County Finance Officer on May 4, 2010.

Suggested Motion:

*I move that the Board of Commissioners approve the Western Highlands Area Authority Fiscal Monitoring Report for the period ended March 31, 2010.*

### **Application for a Justice Assistance Grant (JAG)**

The Sheriff's Department requested the Board approve submission of a grant for Thermal Imaging Infrared Cameras and Night Vision Goggles to assist the SWAT Team. The grant would provide 100% funding, therefore there are no county dollars or matching funds required.

Suggested Motion:

*I move the Sheriff be authorized to proceed with the JAG grant and apply the funds as described.*

## **NOMINATIONS**

### **Notification of Vacancies**

The Board was notified of the following vacancies which will appear on the next agenda for nominations:

1. Environmental Advisory Committee – 5 vac.
2. Fire and Rescue Advisory Committee – 2 vac.
3. Henderson County Board of Health – 4 vac.
4. Henderson County Historic Courthouse Corporation dba / Heritage Museum – 3 vac.
5. Historic Resources Commission – 3 vac.
6. Juvenile Crime Prevention Council – 2 vac.
7. Mountain Area Workforce Development Board – 4 vac
8. Nursing / Adult Care Home Community Advisory Committee – 3 vac.
9. Social Services Board – 1 vac.

### **Nominations**

Chairman Moyer reminded the Board of the following vacancies and opened the floor to nominations:

1. CJPP (Criminal Justice Partnership Program) – 2 vac.

There were no nominations at this time so this item was rolled to the next meeting.

2. Community Child Protection Team (CCPT) – 1 vac.

Commissioner McGrady nominated Kristi Goodrum for position #5. *Chairman Moyer made the motion to accept the appointment of Kristi Goodrum to position #5 by acclamation. All voted in favor and the motion carried.*

3. Downtown Hendersonville, Inc. – 1 vac.

There were no nominations at this time so this item was rolled to the next meeting.

4. Equalization and Review, Henderson County Board of – 2 vac.

Commissioner Young nominated Joe Spearman for reappointment to position #6. Commissioner Williams nominated Jon Laughter for appointment to position #1. *Chairman Moyer made the motion to accept the reappointment of Joe Spearman to position #6 and to accept the appointment of Jon Laughter to position #1 by acclamation. All voted in favor and the motion carried.*

5. Historic Resources Commission – 1 vac.

Laurel Park had submitted the name of Stephen Fosberg as the representative for their municipality. *Chairman Moyer made the motion to appoint Stephen Fosberg to position #6. All voted in favor and the motion carried.*

6. Home and Community Care Block Grant Advisory Committee – 1 vac.

There were no nominations at this time so this item was rolled to the next meeting.

7. Juvenile Crime Prevention Council – 9 vac.

There were no nominations at this time so this item was rolled to the next meeting.

8. Senior Volunteer Services Advisory Council – 3 vac.

There were no nominations at this time so this item was rolled to the next meeting.

9. Solid Waste Advisory Committee – 1 vac.

There were no nominations at this time so this item was rolled to the next meeting. Commissioners Messer and McGrady are working on candidates for this committee.

### **ROOM OCCUPANCY TAX**

Henderson County levies a four percent “Room Occupancy and Tourism Development Tax”. The

Henderson County Travel and Tourism Committee on 25 March 2010 requested this Board to increase in this tax to five percent, which is permitted under the enabling legislation for the tax (attached).

This Board last addressed the rate of this tax in September of 2007, when the rate was increased to four percent from three percent. The additional percent was dedicated one-half to payment for the cost of the renovation work on the Travel and Tourism offices, and one-half to defray the costs of operation of the Historic Courthouse. The portion dedicated for the costs of operation of the Historic Courthouse is currently paid to Henderson County Historic Courthouse Corporation, to assist in the operation of the Henderson County Heritage Museum.

Scott Surette, a member of the Travel and Tourism Board cites declining revenue from the existing tax, declining outside sponsorship revenue, and the need in the current economy to continue to strongly promote this industry as the reasons for the proposed increase. This industry is vital to Henderson County's economy, contributing over \$175 million annually. From 1989 until 2009 the revenues generated by Henderson County Travel and Tourism have increased from \$83 million per year to approximately \$196 million per year. In 2009 the tax dollars generated from Travel and Tourism related businesses were approximately \$9.4 million.

Chairman Moyer asked what the implications would be for Travel and Tourism without the one cent increase.

Melody Heltman explained that hotels are discounting their rates and in return the occupancy tax income is reduced and is currently down 12.5%. Promotional materials are necessary to bring people into Henderson County. The Visitor's Center is open 362 of 365 days and they are down to only five (5) employees. Their advertising budget has been cut by \$50,000. Without the advertising you will see businesses close.

Commissioner Young noted this tax has been available from the legislature for some period of time. We are just now putting it into effect. We are still below are level with other counties and other Travel and Tourism organizations in our area.

Commissioner McGrady stated the City of Hendersonville and the Town of Fletcher both support the request.

Travel and Tourism staff and the county attorney recommend the increase become effective 1 July 2010, to allow innkeepers to be made aware of the change.

*Commissioner Young made the motion that the Board increases the rate of the Room Occupancy and Tourism Development Tax to five percent from the current four percent, effective 1 July 2010. All voted in favor and the motion carried.*

#### **STORM WATER MANAGEMENT REGULATIONS COMPARISON**

Planning Director Anthony Starr stated at the public hearing on March 30, 2009, the Board of Commissioners directed Planning Staff to provide information comparing proposed stormwater management regulations to existing stormwater management regulations of the County's municipalities and nearby counties. The Board also discussed the potential for County administration of stormwater management regulations within the County's municipalities. Staff reviewed the regulations of the City of Hendersonville, Town of Fletcher, Town of Laurel Park, Village of Flat Rock, and Buncombe County. A comparison of the stormwater management regulations in these jurisdictions was provided. Options regarding municipal participation in a County delegated stormwater management program were outlined.

Planning Staff requests additional direction as to how the Board desires to proceed regarding the proposed text amendment (text amendment TX-2009-01).

Public Comment from Hearing – Citizens requested the Board consider modifying the proposed text amendment in areas:

1. Engineered Control Standards

- Amount of stormwater a stormwater control is designed to capture
- Typical Measure:
  - Inches over a period of time (1 inch per 24-hour period)
  - Frequency of storm event (1 year 24-hour storm or 1 year 1-hour storm)

The Board may increase the standard

- If apply State standards countywide (1.00 inch)  
Then 88.94% of events would have been captures\*
- If apply Fletcher standard countywide (1.25 inches)  
Then 92.27% of events would have been captured
- If apply Hendersonville standard countywide (3.31 inches)  
Then 99.42% of events would have been captured

\*During the period from January 1, 2010 to December 31, 2009.

2. Project Differentiation (high density v. low density project standards)

High Density Project:

- Density of more than 2 dwelling units per acre or built upon area more than 24%, and
- Disturbance of 1 or more acres of land.

Low Density Project:

- Density of 2 or fewer dwelling units per acre or built upon area 24% or less, and
- Disturbance of 1 or more acres of land.

The Board may remove low density standards (If removed Then):

- Best management practices (BMPs) would be required for all projects where a stormwater permit is required.
- The number of plan reviews will increase:
  - State reviews to Date: 9 projects with BMPs (July 1, 2007 – Present)
  - Potential if Option Eliminated: 62 additional projects with BMPs\*

\*Based on sedimentation and erosion control qualifying projects (disturbing 1+ acres) during the period from October 1, 2007 – present).

3. Permit Threshold Standards

The Board may reduce permit threshold to capture additional projects

Current State standard: Permit required if 1+ acres of land disturbed\*

\*Hendersonville and Fletcher also require permits where 20,000+ sq. ft. of impervious surface is proposed.

Buncombe requires permits for any commercial development on lot size of 1+ acres.

4. Municipal Participation

Three Options:

1. Apply county regulations uniformly (lower municipal standards)
2. Increase county regulations to meet municipal minimums (higher than State standards)
3. State standard for the unincorporated areas and varied standards in municipal areas

Fletcher, Hendersonville and Laurel Park administer their own programs that exceed the State minimum. If the Board wishes to offer Stormwater Program administration for these municipalities, resolving these different standards is an issue to consider. There are three options for the Board on this issue:

1. Only administer county stormwater regulations in the municipal areas if they approve the use of the lower State minimum standards.



2. Adopt stronger countywide stormwater standards that meet the minimums of the all the current municipal standards. This would impose additional development costs for unincorporated areas. It would also require additional administration by county staff, but could still be implemented using existing Engineering Department staff.

3. Adopt the State minimum standards for Henderson County and administer the stronger municipal rules within those municipal jurisdictions. This option keeps the standards the same for the development community but also adds some additional administration for county staff. However, Engineering Department staff can absorb this additional work with existing staff.

#### Conclusion

The Board of Commissioners may choose to modify any of the standards of the proposed regulations, provided the minimum standards established by the State are maintained. There are differing standards for our municipalities and the Board should consider the benefits of one consolidated program and whether that out-weighs the burdens of either having stronger countywide standards imposed on the development community or the additional administration associated with varied standards administered by County staff.

In North Carolina there are a number of counties that are “tipped in counties” which designation is determined by the state with the legislation passed by the general assembly. These counties are determined to be tipped in is based on one of two factors.

#### “Tipped in” Counties

Those counties:

- (1) Where 75% or more of the county is covered by a stormwater program, and/or
- (2) With a 10 year growth rate equal or greater than the average state growth rate over the same time period

Projects within these “Tipped in” counties are subject to State stormwater rules as prescribed by the N.C. General Assembly in Session Law 2006-246.

#### Delegated Stormwater Programs

Haywood, Polk, Rutherford Transylvania, and Jackson Counties do not currently enforce their own stormwater regulations. Buncombe County currently enforces its own stormwater regulations by delegation. Other counties with a delegated program include Guilford (tipped in), Gaston (tipped in), Pasquotank (not tipped in), and Lincoln (not tipped in). Two counties recently rescinded delegation: Cumberland (based on Fayetteville’s annexation of all the urbanized area) and Caldwell (dissolved program and relieved the staff).

#### Next Possible Steps to proceed:

- No change to proposed text amendment
- Modify standard(s) provided to exceed State minimums
- Evaluate:
  - Benefits of consolidated programs vs.
  - Burdens of increased county standards, or
  - Burdens of varied standards

Anthony Starr explained the control of the first inch of rain. The current minimum required by the state is one inch. Had this been in place over the last ten years it would have captured almost eighty-nine percent of the rainfall events. Just because you double it to two inches does not mean you are going to double the amount of pollutants captured. Eighty percent or more of the pollutants that are captured by stormwater controls are captured with the first inch of rainfall. With the rest you are controlling the velocity and the amount of urban runoff but not necessarily increasing the amount of pollution that is controlled at the same rate that you are increasing the standard. He explained that in conversations with Fletcher and the 1.25% in their ordinance, it is for a one year, one hour (twenty-four hour) storm and they felt this standard was a benefit for them.

High density only applies when there is a density for a residential development of two dwelling units per acre or more or a commercial project where more than one acre is disturbed if it has more than twenty-four percent impervious surfaces. Low density would be in everything that doesn't meet that standard; less than twenty-four percent impervious surfaces and disturbs more than one acre (they do not have to have all the engineering control standards in place). If the density is lower than two units per acre for a single family development, for example, they also would only have to comply with the low density threshold standards. Hendersonville, Fletcher and Flat Rock do not distinguish between low density and high density projects. In terms of planning reviews since they went into place on July 1, 2007 with the state, if you remove the low density option, which has been suggested, we have had nine projects that fell under the state standards for stormwater controls. During that same period of time if we had removed the low density standards, we would have had sixty-two projects that would have been subject to stormwater standards.

Mr. Starr, responding to Commissioner McGrady, stated that the municipalities had removed the low density standard. There are three options that the Board could take:

- Apply County regulations uniformly; the municipal standards may be lowered back down to the state standards, or
- Increase the County regulations to meet all the municipal minimums that are currently in place and have one standard across the board for the County, or
- Use the state standard for the County's jurisdiction and then have varied standards in our ordinance that meet the current standards already in place by the municipalities. (Modify the text to say; for the unincorporated areas we use the one inch standards but for Hendersonville's area we use the one hour, twenty-four hour storm).

After further discussion, *Commissioner McGrady made the motion that the ordinance to be adopted by the Board and that the Board strikes the low density option in the state draft ordinance. The motion failed 1-4 with Commissioners Williams, Moyer, Young and Messer voting nay.*

*Chairman Moyer made the motion that the Board proceed to adopt the ordinance discussed with high density, the one inch standard, not get into the permitting threshold at this time, and move toward working with the municipalities to come up with common standards for everybody. All voted in favor and the motion carried.*

County Manager Steve Wyatt explained that the draft plan must be submitted to the state with a response expected back from the state within 60-90 days, looking at a tentative September 1, 2010 begin date.

### **Break**

A ten minute break was taken.

### **COUNTY MANAGER'S FY 2010-2011 RECOMMENDED BUDGET**

County Manager Steve Wyatt presented the FY 2010-2011 Recommended Budget.

#### **Budget Strategy Options**

##### **Option 1 – Base Budget**

- Move forward with the budget on a year to year basis
- Based on the consensus of the Board at its January work session

##### **Option 2**

- Plan and implement for the next 2 years
  - Based on the consensus of Board at its January work session
  - Restrict spending
  - Strategically allocate fund balance for next two years for FY 10-11 and 11-12
  - Revaluation

##### **Option 3**

- Cut spending for FY 10-11, establish new baseline, and strategically allocate fund balance for 3-5-years

Fund Balance – As of July 1, 2009

- General Fund Balance
  - \$26,747,571
- Amount over LGC minimum 8%
  - \$17,730,303
- Amount over Board Policy 12%
  - \$13,221,670

Fund Balance Projected

Fund Balance Available over Board Policy 12%	→	\$13,221,670
FY 2010 – 2011 Projected Fund Balance Appropriation	→	\$ 5,970,419
Remaining Available Fund Balance	→	\$ 7,251,251
Remaining Available Fund Balance over 12%	→	6.43%

Revaluation

- The County is scheduled for a general reappraisal revaluation in 2011
- On January 1, 2011 the reappraised values take effect
- Reappraised values affect the County’s budget with the Fiscal Year beginning July 1, 2011

Debt Service Schedule

FY Debt Service	Total Debt Service	Debt Service Changes
FY 2009-2010	\$13,959,370	
FY 2010-2011	\$14,780,141	+ \$820,771
FY 2011-2012	\$15,101,650	+ \$321,509
FY 2012-2013	\$14,737,914	- \$363,736
FY 2013-2014	\$15,187,325	+ \$449,411
FY 2014-2015	\$13,690,797	- \$1,496,528

Revenue Projection Assumptions as of May 11, 2010

- No increase in property tax rate
- Overall property tax base growth 1.24% = \$717,024
- Negative sales tax projections of \$1.5 million
- No incorporations
- Loss of \$750,000 ADM Revenue
- Investment Earnings down \$550,000
- Restricted Intergovernmental down \$1,493,304
- Transfers from Other Funds down \$1,491,817
- Licenses, permits, fees, sales and services, inter-governmental revenues down \$1.1 million

Late Breaking Lottery Issues

- 100% = \$900,000
- 2/3<sup>rd</sup> = \$600,000
- 1/3<sup>rd</sup> = \$300,000

FY 10-11 Projected Revenue

Revenue Source	May
Ad Valorem Taxes – Current Year	\$58,549,491
Ad Valorem Taxes – Prior Years	\$1,640,000
Local Option Sales Taxes	\$15,607,222
Other Taxes and Licenses	\$782,250

Unrestricted Intergovernmental	\$72,000
Restricted Intergovernmental	\$18,684,305
Permits and Fees	\$1,120,450
Sales and Services	\$5,364,860
Investment Earnings	\$250,000
Other Revenues (Includes Fire Department Agreement)	\$2,373,831
Transfer from Other Funds	\$328,452
Fund Balance Appropriated	\$0
<b>Total General Fund Revenues</b>	<b>\$104,772,861</b>

Expenditure Assumptions

- January 28, 2010 BOC Consensus
- Decrease in County Government Expenditures
- One new position (DSS – School Social Worker (no net County \$))
- Education expenses increasing \$750,000 in County funds due to loss of ADM – net from Fund Balance
- Includes Public School System debt service for Apple Valley / North and School Maintenance and Repair Initiative
- Includes BRCC debt service for School Maintenance and Repair Initiative
- Defers debt service for County Government previously approved projects
- No growth percentage projected for Mental Health MOE funding
- Minimal increases in state and federally funded grant programs
- Flat fuel costs (gas and diesel)
- 10% increase in electricity

Unfunded Requests as of May 11, 2010

Department	Item Request	Amount Requested
Non-Profits – Hands On!	A Child’s Gallery Funding	\$5,000
Non-Profits – Arts Council	Expansion funding	\$1,500
Dues and Memberships	NACo Dues	\$1,710
Dues and Memberships	Transit Match (recommendation consistent with previous year actual)	\$4,290
Elections	Board member expense expansion	\$5,000
Assessor	Salaries and Wages – Temp	\$10,000
Assessor	Postage	\$8,600
Tax Collections	4WD Vehicle & Maintenance	\$25,990
Fire Marshall	Communication equipment move	\$25,000
EMS	Paramedic Team Bicycles	\$2,160
HOME Program	Housing Assistance Corporation Grant	\$20,000
Economic Development	Housing Trust Fund – request from the Affordable Housing Coalition	\$150,000
Economic Development	Partnership for Economic Development Staff	\$37,900
Forestry Services	Budget Expansion	\$5,601
Cooperative Extension	WNC Communities – Expansion funding	\$1,500
Mental Health	Requests over funding level	\$234,388
Library	Publications	\$50,000
Recreation	Playground Equipment	\$60,000
Recreation	Salaries and Wages – Temp	\$17,660
Henderson County Public Schools	Operational Expenses	\$502,770
Henderson County Public School	Maintenance and Repairs	\$1,550,111

Blue Ridge Community College	Operational Expenses	\$11,107
Blue Ridge Community College	Maintenance and Repairs	\$803,200
	Total	\$3,533,487

FY 10-11 Projected Expenditures

	May
County Government	\$75,986,886

Henderson County Public School System	
• Current Expense	\$20,392,939
• Capital Expense	\$449,889
• Debt Service	\$9,801,596*
<b>TOTAL</b>	<b>\$30,644,424</b>

Blue Ridge Community College	
• Operational Expense	\$2,314,409
• Capital Expense	\$90,724
• Debt Service	\$1,706,837
<b>TOTAL</b>	<b>\$4,111,970</b>

<b>TOTAL GENERAL FUND</b>	<b>\$110,743,280</b>
---------------------------	----------------------

\*\$750,000 loss of ADM combined with new debt service equals a net increase of \$1,114,473

Henderson County Public Schools

Net Cost Increase FY 2010-2011

Increase in budgeted Debt Service over FY 2009-2010	→	\$364,473
Loss of ADM	→	\$750,000
Net increase in County Cost	→	\$1,114,473

Proposed/Requested Vehicles

DEPARTMENT	DEPARTMENTAL REQUEST						MANAGER PROPOSED		
	Vehicle Requested	Vehicle to Surplus	Mileage of Vehicle to Surplus	QTY.	PER UNIT COST	TOTAL REQUEST	QTY.	PER UNIT COST	TOTAL PROPOSED
Tax Collector	Small SUV	None	N/A	1	\$25,490	\$25,490			\$0
Sheriff	Patrol Vehicles	Chevy Impala	80,000	1	\$25,150	\$25,150	1	\$25,150	\$25,150
Sheriff	Patrol Vehicles	Chevy Impala	69,000	1	\$25,150	\$25,150	1	\$25,150	\$25,150
Sheriff	Patrol Vehicles	Chevy Impala	70,000	1	\$25,150	\$25,150	1	\$25,150	\$25,150
Sheriff	Patrol Vehicles	Chevy Impala	66,000	1	\$25,150	\$25,150	1	\$25,150	\$25,150
Sheriff	Patrol Vehicles	Chevy Impala	72,000	1	\$25,150	\$25,150	1	\$25,150	\$25,150
Sheriff	Patrol Vehicles	Chevy Impala	68,000	1	\$25,150	\$25,150	1	\$25,150	\$25,150



Sheriff	Patrol Vehicles	Chevy Impala	100,000	1	\$25,150	\$25,150	1	\$25,150	\$25,150
Sheriff	Patrol Vehicles	Chevy Impala	71,000	1	\$25,150	\$25,150	1	\$25,150	\$25,150
Sheriff	Patrol Vehicles	Chevy Impala	90,000	1	\$25,150	\$25,150	1	\$25,150	\$25,150
Sheriff	Patrol Vehicles	Chevy Impala	86,000	1	\$25,150	\$25,150	1	\$25,150	\$25,150
Sheriff	Patrol Vehicles	Chevy Impala	65,000	1	\$25,150	\$25,150	1	\$25,150	\$25,150
Sheriff	Patrol Vehicles	Chevy Impala	60,000	1	\$25,150	\$25,150	1	\$25,150	\$25,150
Sheriff	Patrol Vehicles	Chevy Impala	73,000	1	\$25,150	\$25,150	1	\$25,150	\$25,150
Sheriff	Full Size SUV	Chevy Impala	78,000	1	\$44,000	\$44,000	1	\$44,000	\$44,000
Sheriff	Mid Size SUV	Chevy Impala	74,000	1	\$35,667	\$35,667	1	\$35,667	\$35,667
Sheriff	Mid Size SUV	Crown Vic	76,000	1	\$35,667	\$35,667	1	\$35,667	\$35,667
Sheriff	Mid Size SUV	Ford F150	92,000	1	\$35,700	\$35,700	1	\$35,700	\$35,700
Building Services	CNG Truck	Dodge Dakota	99,200	1	\$30,779	\$30,779	1	\$30,779	\$30,779
Building Services	CNG Truck	Ford Ranger	79,800	1	\$30,779	\$30,779	1	\$30,779	\$30,779
EMS	Ambulance	Ford E 450	81,500	1	\$120,000	\$120,000	1	\$120,000	\$120,000
Animal Services	Minivan	Ford Windstar	160,000	1	\$17,988	\$17,988	1	\$17,988	\$17,988
Library	Station Wagon	1992 Ford F150	107,248	1	\$20,000	\$20,000	1	\$20,000	\$20,000
				23	TOTAL	\$723,020	22	TOTAL	\$697,530

Proposed/Requested Capital

DEPARTMENT	DESCRIPTION OF EQUIPMENT	DEPARTMENTAL REQUEST			MANAGER PROPOSED		
		QTY.	PER UNIT COST	TOTAL REQUEST	QTY.	PER UNIT COST	TOTAL PROPOSED
Sheriff	Wire Cage Shelving for evidence containment	1	\$7,700	\$7,700	1	\$7,700	\$7,700
Sheriff	Patrol Vehicle Equipment	13	\$8,275	\$107,575	13	\$8,275	\$107,575
Sheriff	SUV Equipment	4	\$9,400	\$37,600	4	\$9,400	\$37,600
Recreation	Playground Equipment - Jackson Park	1	\$35,000	\$35,000			\$0
Recreation	Playground Equipment - Dana Park	1	\$25,000	\$25,000			\$0



Recreation	Jacobsen Infield Groomer	1	\$18,500	\$18,500	1	\$18,500	\$18,500
Assessor	Plotter for Land Records (replacement)	1	\$15,000	\$15,000	1	\$15,000	\$15,000
Assessor	Server replacement (IT1273)	1	\$7,500	\$7,500	1	\$7,500	\$7,500
County Attorney	Server replacement	1	\$7,500	\$7,500	1	\$7,500	\$7,500
EMS	Replacement Server (IT1390)	1	\$7,500	\$7,500	1	\$7,500	\$7,500
Animal Services	Server replacement (IT1265)	1	\$7,500	\$7,500	1	\$7,500	\$7,500
DSS	Barracuda Message Archive 350	1	\$5,000	\$5,000	1	\$5,000	\$5,000
DSS	Cisco 4948W Switch	1	\$13,842	\$13,842	1	\$13,842	\$13,842
Library	Replacement Server (IT951) Baker-Barber Collection	1	\$7,500	\$7,500	1	\$7,500	\$7,500
Library	Apex Express Check (self checkout machine) for the main library	2	\$13,175	\$26,350	2	\$13,175	\$26,350
Revaluation Reserve	Server for WasteWorks and file storage	1	\$7,500	\$7,500	1	\$7,500	\$7,500
Solid Waste	Server for WasteWorks and file storage	1	\$7,500	\$7,500	1	\$7,500	\$7,500
			<b>TOTAL</b>	<b>\$344,067</b>		<b>TOTAL</b>	<b>\$284,067</b>

FY 2010-2011 Projections

FY11 Projected Expenditures \$110,743,280	FY11 Projected Revenues \$104,772,861
\$5,970,419 Difference	

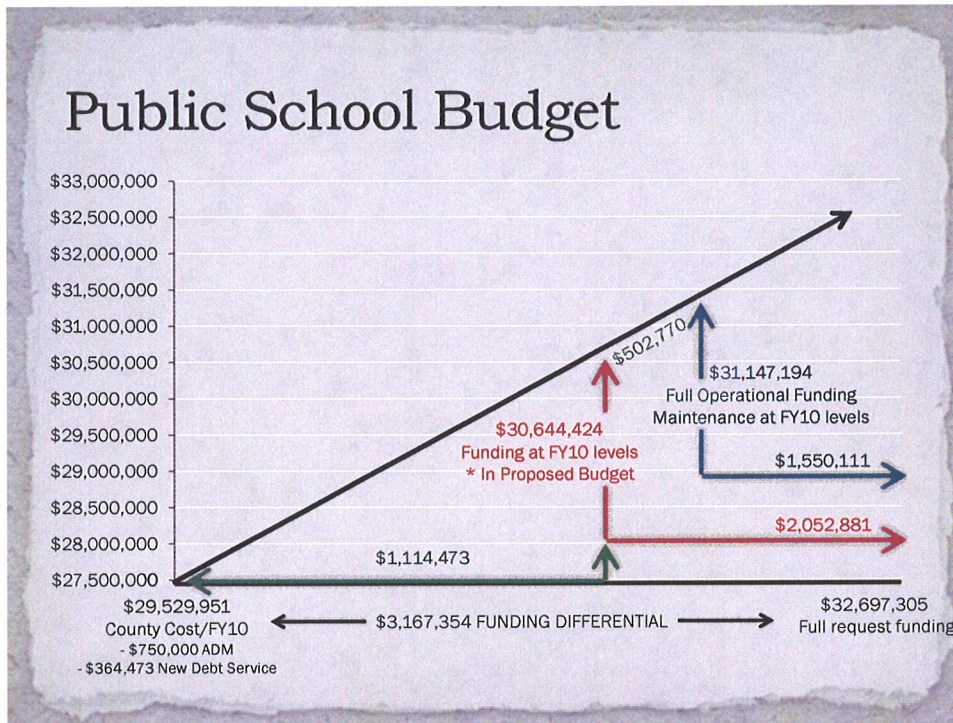
What comprises \$5.9 Fund Balance?

- Loss of Revenues
  - \$1.5 million in sales tax
  - \$750,000 in ADM
  - \$678,000 net loss in restricted inter-government
  - \$765,000 in prior year fund balance
  - \$1.5 million loss in one-time bond interest earnings
  - \$1.1 million loss in licenses, permits, fees, sales and services, interest and inter-governmental revenues
- Increase in Expenditures
  - \$364,000 HCPS debt service
  - \$147,000 BRCC debt service
- Offsets
  - \$717,000 gain in current year property taxes
  - \$120,000 gain in prior year property taxes

Building Inspections

FY11 Expenditures	FY11 Projected Revenues	Difference
\$1,005,458	\$675,000	(\$330,458)





**Public School Capital Construction**

FY 2007	
Balfour Elementary School Renovations*	\$574,669
Dana Elementary School Additions – Phase I*	\$12,068,324
<b>TOTAL FY 2007 FUNDING</b>	<b>\$12,642,993</b>

FY 2009	
New Sugarloaf Elementary School*	\$15,727,673
Dana Elementary School Additions – Phase II*	\$3,660,461
<b>TOTAL FY 2009 FUNDING</b>	<b>\$19,388,134</b>

FY 2010	
New Mills River Elementary School*	\$14,812,401
New Hillendale Elementary School*	\$15,504,428
Apple Valley/North Henderson High HVAC Repairs	\$1,595,905
Apple Valley/North Henderson High Classroom Building	\$6,986,480
<b>TOTAL FY 2010 FUNDING</b>	<b>\$38,899,214</b>

<b>TOTAL PUBLIC SCHOOLS CAPITAL CONSTRUCTION</b>	<b>\$70,930,341</b>
--	---------------------

\*Fiscal year in which major capital project was completed

**FY 2010-2011 Projections – Reducing the Difference...**

Total \$ Decrease	Local Funding % Decrease
-\$500,000	0.72%
-\$1,000,000	1.43%
-\$1,500,000	2.15%
-\$2,000,000	2.87%
-\$2,500,000	3.59%
-\$3,000,000	4.31%



-\$3,500,000	5.03%
-\$4,000,000	5.74%
-\$4,500,000	6.46%
-\$5,000,000	7.18%
-\$5,500,000	7.90%
-\$5,970,419	8.57%

Historical Budget Information

	FY 2007	FY 2008	FY 2009	FY 2010 Revised	FY 2011 Projected
County Government	\$78,221,736	\$81,378,041	\$82,348,438	\$76,801,950	\$75,986,886
Public Schools Current	\$17,705,127	\$18,802,573	\$20,205,922	\$20,392,939	\$20,392,939
Public Schools Capital	\$2,314,000	\$2,098,675	\$2,255,339	\$449,889	\$449,889
Public Schools Debt Service	\$7,073,274	\$9,016,477	\$9,760,528	\$9,437,123	\$9,801,596
BRCC Current	\$2,018,122	\$2,058,821	\$2,314,409	\$2,314,409	\$2,314,409
BRCC Capital	\$0	\$0	\$90,724	\$90,724	\$90,824
BRCC Debt Service	\$1,834,327	\$1,698,689	\$1,668,510	\$1,559,889	\$1,706,837
<b>TOTAL</b>	<b>\$109,167,586</b>	<b>\$115,053,276</b>	<b>\$118,643,870</b>	<b>\$111,046,923</b>	<b>\$110,743,280</b>

Maintenance of Effort Funding

- \$528,612 is mandated for allocation for the provision of mental health services

Blue Ridge Community College

- At the Board's April 5<sup>th</sup> meeting, staff was given authority to proceed with development of an MOU between the County and Blue Ridge Community College for use, scheduling, supervision, and maintenance of the BRCC baseball field.
- An assessment of the facility has revealed several issues that would need to be addressed at the field.
- The estimated costs for the necessary repairs / replacements is: \$52,000
- Annual lease estimate for two porta-johns = \$1,680
- Annual payback from BRCC = \$12,590

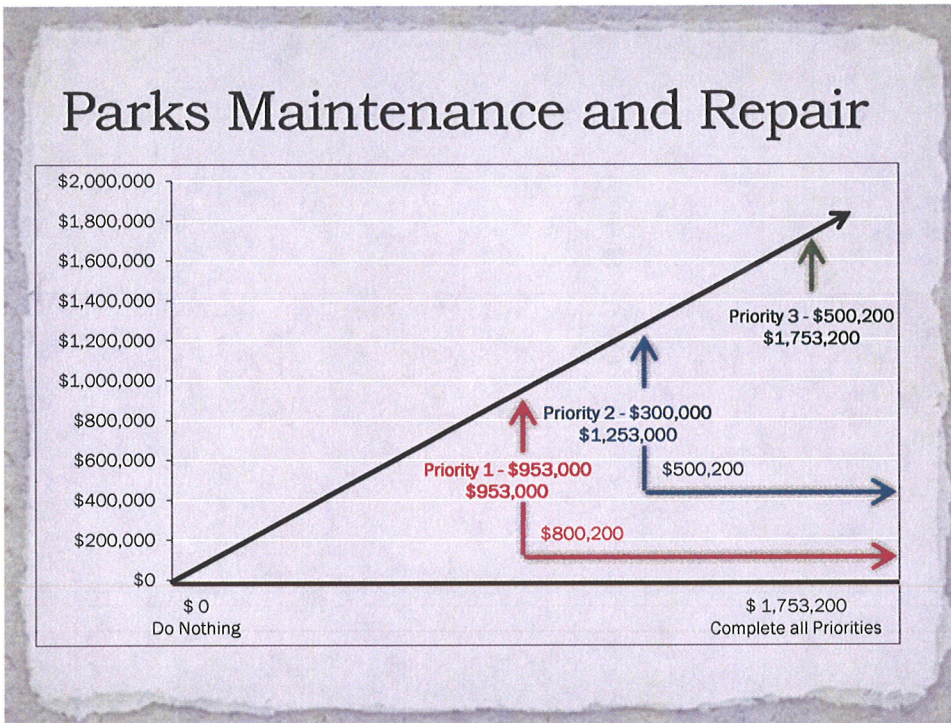
Capital Projects

- County Capital Projects in Progress...
  - Law Enforcement Center with Basement / Evidence Option
    - \$7,437,815 total budget estimate
    - \$6,000,000 to be financed, remaining \$1,437,815 to be taken out of the Capital Reserve Fund
  - Former Health Department Building
    - \$1,460,000 total budget estimate
    - Renovation of the Building is scheduled to include sewer line and window options, with roof trussing and parking lot options being bid separately
- Impact on FY 2010-2011 Budget = \$0
  - Savings in FY11 of \$674,647 (\$539,647 LEC and \$135,000 FHB)

**Parks Maintenance and Repair**

- Priority 1
  - Jackson Park and Stoney Mountain Activity Center
  - \$953,000
- Priority 2
  - Jackson Park, Stoney Mountain and Etowah
  - \$300,000
- Priority 3
  - Jackson Park, Edneyville, East Flat Rock, Etowah, and Dana
  - \$500,200

Total Needs Assessment Cost = \$1,753,200



**Capital Reserve Fund**

Total	→		\$3,209,872
Less Compressed Natural Gas Project (Committed to January 28, 2010)	→	-	\$ 35,000
Less Law Enforcement Center (Committed to February 1, 2010)	→	-	\$1,437,815
Remaining Available Capital Reserve Fund	→		\$1,737,057

Strategic Plan – New Strategic Planning Process scheduled to begin in January, 2011

- Principals
- Priorities
- Projects

**COUNTY ASSEMBLY DAY UPDATE**

Commissioners McGrady and Messer provided a brief update from County Assembly Day held in Raleigh, North Carolina. President Pro Tempore of the Senate Marc Basnight (Dare) and Speaker of the House Joe Hackney (Orange) had addressed attendees. Rep. Hackney noted during the assembly that in the state budget there is a provision that allows the diversion of lottery funds from school related capital projects to

school related replacement of staff. Other items discussed were county reimbursement for courthouses, funding of 911 issues, and public safety and justice issues.

**PUBLIC HEARING FOR ASSIGNMENT OF NEW STREET NAME FOR NEW SERVICE ROAD FOR US 25 HWY CONNECTOR PROJECT**

*Commissioner McGrady made the motion that the Board go into public hearing with respect to the assignment of new street name for new service road for US 25 Hwy connector project. All voted in favor and the motion carried.*

Planning Department staff requests the Board hold a public hearing to consider assignment of a new street name for the service road under construction that parallels the US 25 Hwy connector project.

Property Addressing Coordinator Curtis Griffin stated this new service road will absorb off of or part of four existing names roads. It directly affects the address assignment of 12 residents and access to over 50 homes and businesses.

New Street Name – Continental Divide Drive

The naming or renaming of a street is required by the Henderson County Property Addressing Ordinance (Chapter 142). North Carolina General Statute 153A-239.1 and the Property Addressing Ordinance require the Board to hold a public hearing prior to assigning a new street name. Assignment of the new street name will avoid possible confusion when responding to emergency situations.

**Public Input**

1. Jean Moncrief – Mrs. Moncrief felt that the name Continental Divide Drive seems more like a business name and not residential. She requested that the Board look at other names such as Rambling Creek Drive, Creekside Lane or Maric Drive. She had not spoken with her neighbors.

It was the consensus of the Board to roll this item to a later date and requested that Curtis Griffin contact residents of that area for additional suggestions for a new street name.

*Commissioner McGrady made the motion that the Board go out of public hearing. All voted in favor and the motion carried.*

**COUNTY MANAGER'S REPORT**

County Manager Steve Wyatt discussed Senate Bill 3194, which basically imposes the Federal Government will on states when it comes to collective bargaining with certain segments of the employees. A lot of folks feel this is the first step in a nationwide effort to unionize state and local government, school systems, and other employees. The Board was provided with a draft resolution and a copy of the resolution is hereby attached and incorporated as a part of the minutes. A copy of the adopted resolution will be sent to Senator Richard Burr, Senator Tom Apodaca and Senator Kay Hagan.

*Commissioner McGrady made the motion that the Board adopts the resolution related to US Senate Bill 3194 in the public safety employer/employee cooperation act. All voted in favor and the motion carried.*

**IMPORTANT DATES**

Schedule Annual NCDOT Public Hearing on Secondary Roads

*Chairman Moyer made the motion that the Board schedules the annual NCDOT Public Hearing on Secondary Road for Tuesday, June 8, 2010 at 10:00 a.m. All voted in favor and the motion carried.*

The Board discussed rescheduling or cancelation of the July 6, 2010 meeting. This item would be discussed further at the June 7, 2010 meeting.

**CLOSED SESSION**

*Commissioner McGrady made the motion for the Board to go into closed session as allowed pursuant to NCGS 143-318.11 for the following reasons:*

1. Pursuant to N.C. Gen. Stat. § 143-318.11(a)(4), To discuss matters relating to the location or expansion of industries or other businesses in the area served by the public body.
2. Pursuant to N.C. Gen. Stat. § 143-318.11(a)(6), To consider the qualifications, competence, performance, character, fitness, conditions of appointment, or conditions of initial employment of an individual public officer or employee or prospective public officer or employee; or to hear or investigate a complaint, charge, or grievance by or against an individual public officer or employee.

*All voted in favor and the motion carried.*

**ADJOURN**

*Commissioner McGrady made the motion that the Board go out of closed session and adjourn at 1:00 p.m. All voted in favor and the motion carried.*

Attest:

---

Teresa L. Wilson, Clerk to the Board

---

William L. Moyer, Chairman

HENDERSON COUNTY  
RESOLUTION OPPOSING UNITED STATES SENATE BILL 3194  
“THE PUBLIC SAFETY EMPLOYER-EMPLOYEE COOPERATION ACT OF 2009”

**WHEREAS**, County Governments currently provide employee salaries, benefits and working conditions that are responsive to the fiscal ability of county governments and reflect the priorities of the communities that elected officials represent; and

**WHEREAS**, according to the United States Bureau of Labor Statistics, wages alone for local government employees who are union members cost governments 33 percent more than nonunion employees; and

**WHEREAS**, the difference for protective service occupations - which includes police and firefighters - is even greater. These union members' wages cost 62 percent more than nonunion employees.

**WHEREAS**, collective bargaining agreements would drive personnel costs much higher in a time counties are already facing demand for higher service levels and lower taxes. On average, collective bargaining agreements increase the personnel cost to local governments by an estimated 15-20 percent; and

**WHEREAS**, mediation or arbitration would add additional costs and result in tax increases to our citizens; and


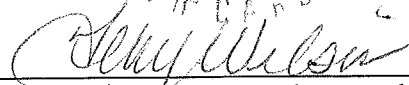
**WHEREAS**, S. 3194 would treat classes of county employees differently.


**BE IT ORDAINED**, by the County of Henderson's Board of Commissioners that:

Section 1. That the Board of Commissioners of Henderson County, North Carolina, is in opposition of Senate Bill 3194, known as the Public Safety Employer-Employee Cooperation Act of 2009, currently in Congress, and urges North Carolina's congressional delegation to oppose S. 3194.

Section 2. The foregoing RESOLUTION was read, passed, and adopted by the Board of Commissioners of Henderson County, North Carolina, meeting in regular session on the 20<sup>th</sup> day of May, 2010.

Attest: (County Seal)

  
  
Terry Wilson, Clerk to the Board

  
William Moyer, Chairman

# HENDERSON COUNTY TAX DEPARTMENT

Collector's Office  
200 North Grove Street  
Suite 66  
Hendersonville, NC 28792

Phone: 828/697-5595

Fax: 828/698-6153

www.hendersoncountync.org/tc/

Stan C. Duncan  
County Assessor & Tax Collector

Sandy Allison  
Administrative Assistant II

May 7, 2010

Re: Tax Collector's Report to Commissioners 05/20/10 Meeting

Please find outlined below collections information through May 6<sup>th</sup> for the 2009 bills mailed out on August 5<sup>th</sup>, as well as registered motor vehicle bills. As a point of reference, we also have included collections information as of the same date last year.

**Annual Bills G01 Only:**

2009 Total Charge \$57,024,352.18  
Payments & Releases: 55,158,509.88  
Unpaid Taxes: 1,865,842.30  
**Percentage collected: 96.73%**  
(through 05/06/10)

2008 Total Charge: \$55,850,131.09  
Payments & Releases: 54,242,695.86  
Unpaid Taxes: 1,607,435.23  
**Percentage Collected: 97.12%**  
(through 05/06/09)

**Motor Vehicle Bills G01 Only:**


2009 Total Charge: \$3,820,023.30  
Payments & Releases: 3,080,467.07  
Unpaid Taxes: 739,556.23  
**Percentage collected: 80.64%**  
(through 05/06/10)

2008 Total Charge: \$4,140,950.37  
Payments & Releases: 3,333,354.69  
Unpaid Taxes: 807,595.68  
**Percentage collected: 80.50%**  
(through 05/06/09)

**Fire Districts All Bills**

2009 Total Charge: \$6,584,557.22  
Payments & Releases: 6,295,071.99  
Unpaid Taxes: 289,485.23  
**Percentage collected: 95.76%**  
(through 05/06/10)

2008 Total Charge: \$6,541,033.44  
Payments & Releases: 6,252,986.70  
Unpaid Taxes: 288,046.74  
**Percentage collected: 95.76%**  
(through 05/06/09)

Respectfully submitted,  
  
Carol McCraw,  
Deputy Tax Collector

Stan C. Duncan,  
Tax Collector