

**REQUEST FOR BOARD ACTION
HENDERSON COUNTY
BOARD OF COMMISSIONERS**

MEETING DATE: November 1, 2010

SUBJECT: **CAPITAL / FACILITIES STATUS REPORTS:**
Activity for the Month of September, 2010
(1) Henderson County Public Schools Capital Projects
(2) Apple Valley/North Henderson High School
HVAC Pipe Upgrade Project
(3) Apple Valley/North Henderson High School
Classroom Addition
(4) Blue Ridge Community College Projects
(5) Henderson County Capital Projects – Law Enforcement
Center

ATTACHMENTS: YES

SUMMARY OF REQUEST:

The attached Status Reports are provided for the Board's information.

BOARD ACTION REQUESTED:

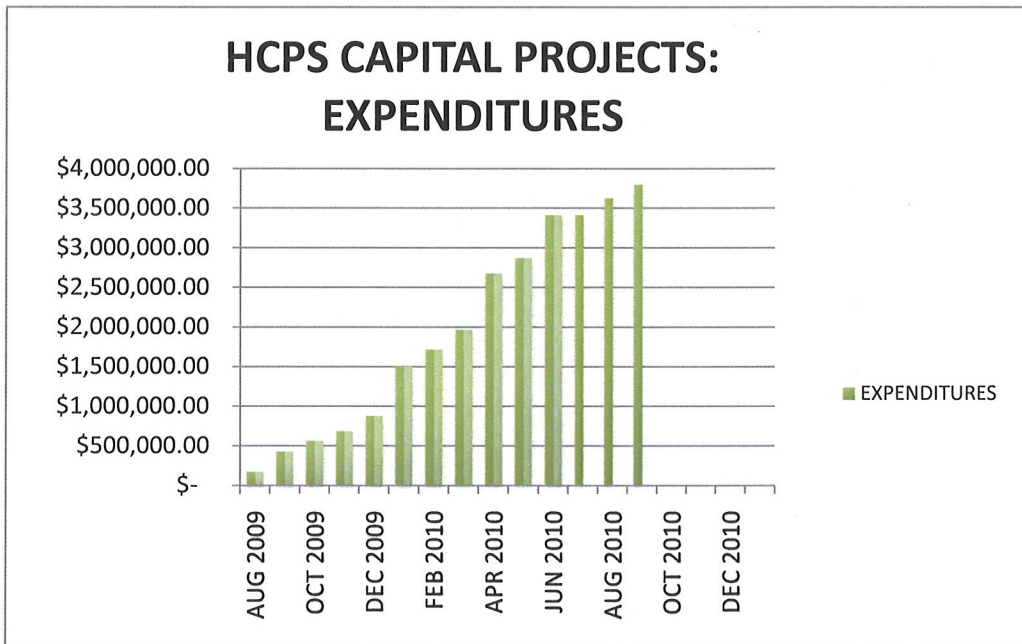
No action required; for information only.

SUGGESTED MOTION:

No action required; for information only.

HCPS CAPITAL PROJECTS STATUS REPORT: SEPTEMBER 2010

PROJECT NO.	SCHOOL	CATEGORY	PROJECT COMPLETE?	ESTIMATED COST	SEPTEMBER 2010 EXPENDITURES	TOTAL COST TO DATE	TOTAL SAVINGS (applies only to completed projects)
1-C-AVM	Apple Valley Middle	Roof Projects	NO	\$ 285,000.00	\$ 18,175.00	\$ 300,729.04	N/A
3-C-HVH	Hendersonville High	Roof Projects	NO	\$ 30,000.00	\$ 26,561.00	\$ 51,530.85	N/A
49-C-NHH	North Henderson High	Roof Projects	YES	\$ 350,000.00	\$ 41,680.00	\$ 351,637.34	\$ (1,637.34)
59-C-HVH	Hendersonville High	Building Repair	NO	\$ 125,000.00	\$ 58,679.24	\$ 131,694.60	N/A
62-C-WHH	West Henderson High	Roof Projects	NO	\$ 150,000.00	\$ 27,645.00	\$ 59,701.43	N/A
77-C-AE	Atkinson Elementary	Building Repair	YES	\$ 100,000.00	\$ 2,500.00	\$ 41,687.93	\$ 58,312.07
				\$ 1,040,000.00	\$ 175,240.24	\$ 936,981.19	\$ 56,674.73
TOTAL EXPENDITURES FOR SEPTEMBER 2010:					\$ 175,240.24		



HCPS Progress Report
Sep-10

SNAPSHOT:

# of HCPS Capital Projects Complete as of Report Date:	48
# of HCPS Capital Projects Remaining to be Completed as of Report Date:	64
% of HCPS Capital Projects Completed as of Report Date:	42.86%
% of Budget spent as of Report Date:	94.91%
% of Budget remaining to be spent as of Report Date:	5.09%
Total Dollar Amount spent as of Report Date:	\$ 3,796,511.40
Total Dollar Amount remaining to be spent as of Report Date:	\$ 203,488.60
Total Savings in Estimated Cost over Actual Cost for the month of September 2010: (applies ONLY to completed Projects -- Projects that are not 100% complete are not included in this calculation):	\$ 56,674.73

FYI...

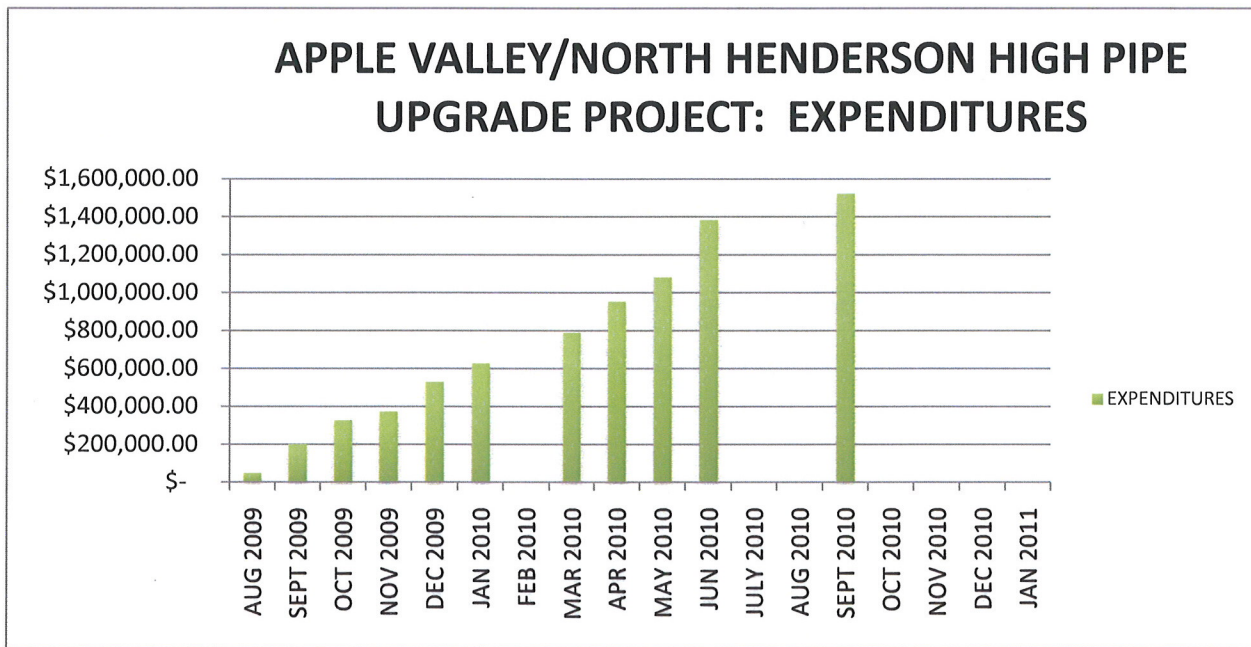
In order to achieve maximum cost savings, some projects have been combined. In order to accurately associate the costs according to each project, invoices for combined projects have been prorated according to the budgeted cost for the projects or according to the actual cost attributable to the project as determined by David Berry & Associates.

The HCPS Capital Project list contains 115 projects, having an estimated cost of \$4,935,050. The Board of Commissioners has allocated \$4,000,000 toward these Capital Projects. Three of the projects on the list (Project Nos. 9, 10 and 15) were completed using FY2009 funds. The Snapshot statistics above that pertain to the number of Capital Projects completed are calculated using a total of 112 capital projects (115 projects less the 3 projects completed with FY2009 funds). When the allocated funds have been exhausted, there is a possibility that the actual projects funded will be less than 112.

Project No. 77 was initially reported as complete on the August Report, however another invoice for this project was paid during the month of September, 2010. This project is once again listed as complete on the September 2010 report in order to reflect the total project cost.

**HCPS - APPLE VALLEY/NORTH HENDERSON HIGH SCHOOL
HVAC PIPE UPGRADE PROJECT
STATUS REPORT: SEPTEMBER 2010**

DESCRIPTION OF EXPENDITURE	AMOUNT
Labor & Materials - Piping Project	\$ 20,250.00
Pipe Installation - Pay App 5	\$ 67,197.01
Pipe Installation - Pay App 6	\$ 51,963.57
TOTAL EXPENDITURES: SEPTEMBER, 2010	\$ 139,410.58



SNAPSHOT:

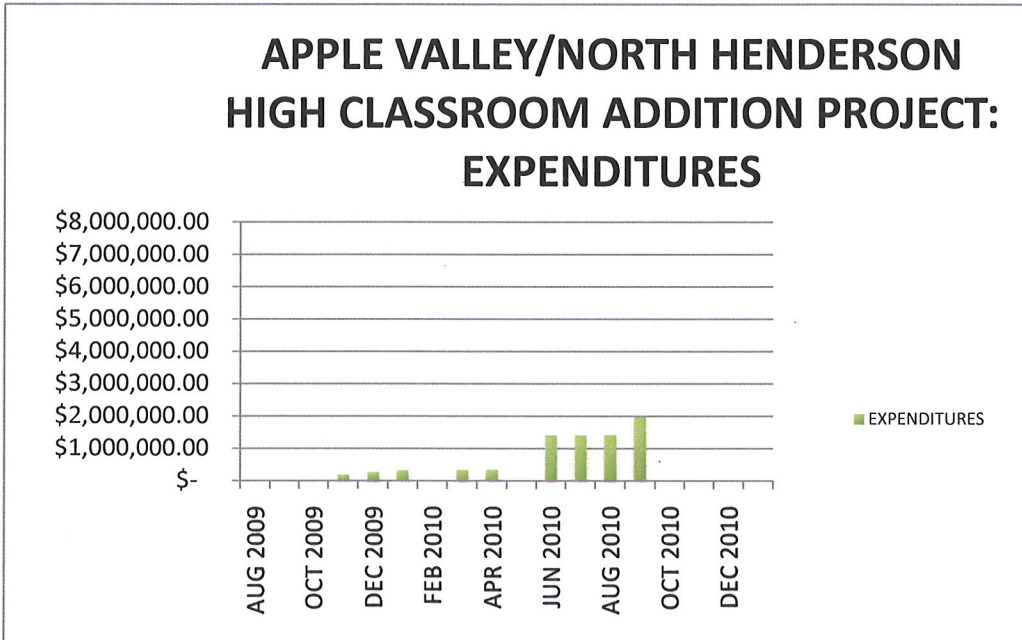
Total Budgeted Dollars for Project:	\$ 1,595,905.00
Total Dollars spent as of Report date:	\$ 1,523,965.53
Total Dollars remaining to be spent as of Report date:	\$ 71,939.47
% of Budget spent as of Report date:	95.49%
% of Budget remaining as of Report date:	4.51%

FYI:

In March, 2010, the budget for this project was amended from \$1,000,000 to \$1,595,905. \$595,905 was allocated from the Apple Valley / North Henderson Classroom project to offset budget overruns existing on this project.

**HCPS - APPLE VALLEY/NORTH HENDERSON HIGH SCHOOL
CLASSROOM ADDITION PROJECT
STATUS REPORT: SEPTEMBER 2010**

DESCRIPTION OF EXPENDITURE	AMOUNT
Construction Materials Testing	\$ 4,058.60
Furniture	\$ 3,825.00
General Contractor - Pay App 4	\$ 199,973.09
General Contractor - Pay App 5	\$ 341,833.90
Furniture	\$ 3,220.50
TOTAL EXPENDITURES: SEPTEMBER 2010	\$ 552,911.09



SNAPSHOT:

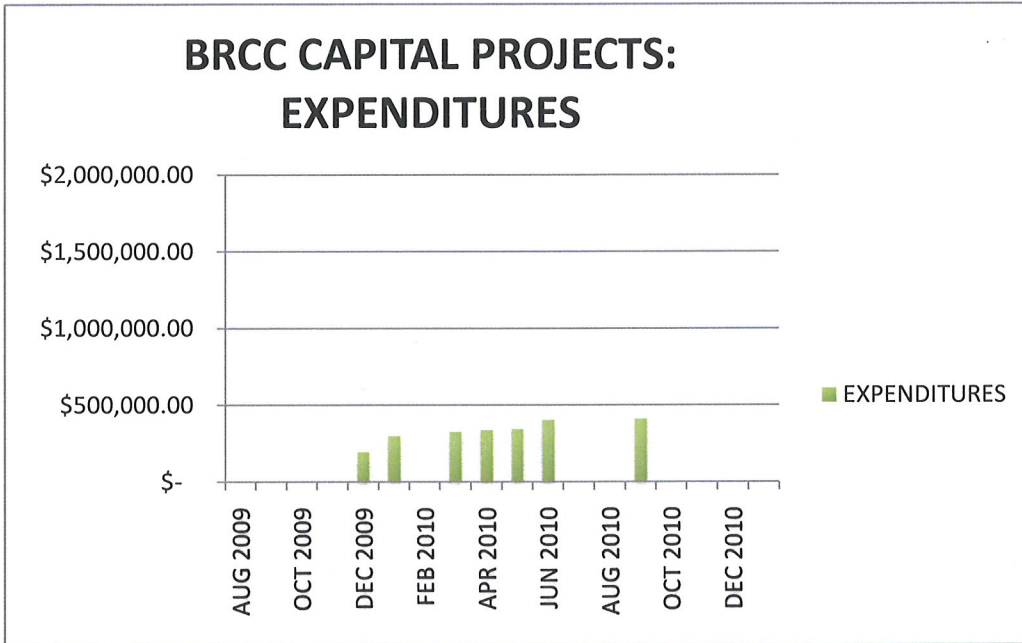
Total Budgeted Dollars for Project:	\$ 6,986,480.00
Total Dollars spent as of Report date:	\$ 1,976,039.63
Total Dollars remaining to be spent as of Report date:	\$ 5,010,440.37
% of Budget spent as of Report date:	28.28%
% of Budget remaining as of Report date:	71.72%

FYI:

In March, 2010, the budget for this project was amended from \$8,000,000 to \$6,986,480. \$595,905 was allocated to the Apple Valley / North Henderson Pipe Upgrade project to offset budget overruns and the remaining budgeted amount for this project over and above the bids and the contingency of \$417,615 was also removed.

BRCC CAPITAL PROJECTS STATUS REPORT: SEPTEMBER, 2010

PROJECT NO.	BUILDING	CATEGORY	PROJECT COMPLETE?	ESTIMATED COST	SEPT 2010 EXPENDITURES	TOTAL COST TO DATE	TOTAL SAVINGS (applies only to completed projects)
3-ISC-BRCC	Center	HVAC /Energy	No	\$ 10,000	\$ 44.47	\$ 375.80	N/A
4-A&S-BRCC	Arts & Science	HVAC /Energy	No	\$ 45,000	\$ 200.13	\$ 1,691.08	N/A
5-KIL-BRCC	Killian	HVAC /Energy	No	\$ 62,000	\$ 275.73	\$ 2,329.93	N/A
6-KIL-BRCC	Killian	HVAC /Energy	No	\$ 50,000	\$ 222.36	\$ 1,878.96	N/A
7-KIL-BRCC	Center	HVAC /Energy	No	\$ 30,000	\$ 133.42	\$ 1,127.40	N/A
8-ISC-BRCC	Center	HVAC /Energy	No	\$ 56,500	\$ 251.27	\$ 2,123.25	N/A
9-SNK-BRCC	Sink	HVAC /Energy	No	\$ 175,500	\$ 780.51	\$ 6,595.23	N/A
10-SPR-BRCC	Spearman	HVAC /Energy	No	\$ 79,500	\$ 353.56	\$ 2,987.58	N/A
11-PAT-BRCC	Patton	HVAC /Energy	No	\$ 50,000	\$ 222.36	\$ 1,878.96	N/A
12-CE-BRCC	Continuing Ed	HVAC /Energy	No	\$ 50,000	\$ 222.36	\$ 1,878.96	N/A
13-MPS-BRCC	Motorcycle / Plumbing Skills	HVAC /Energy Efficiency	No	\$ 22,000	\$ 97.84	\$ 826.75	N/A
14-SPR-BRCC	Spearman	HVAC /Energy	No	\$ 110,000	\$ 489.20	\$ 4,133.76	N/A
15-ISC-BRCC	Center	HVAC /Energy	No	\$ 75,000	\$ 333.55	\$ 2,818.48	N/A
16-CE-BRCC	Continuing Ed	HVAC /Energy	No	\$ 70,000	\$ 311.31	\$ 2,630.57	N/A
17-SPR-BRCC	Spearman	HVAC /Energy	No	\$ 75,000	\$ 333.55	\$ 2,818.48	N/A
18-PAT-BRCC	Patton	HVAC /Energy	No	\$ 150,000	\$ 667.09	\$ 5,636.93	N/A
19-MPS-BRCC	Motorcycle / Plumbing Skills	HVAC /Energy Efficiency	No	\$ 5,000	\$ 22.24	\$ 187.91	N/A
20-PAT-BRCC	Patton	Safety / ADA	No	\$ 10,000	\$ 44.47	\$ 375.79	N/A
21-SYS-BRCC	System	Safety / ADA	No	\$ 25,000	\$ 111.18	\$ 939.49	N/A
22-SPR-BRCC	Spearman	Safety / ADA	No	\$ 5,000	\$ 22.24	\$ 187.91	N/A
23-SPR-BRCC	Spearman	Safety / ADA	No	\$ 12,000	\$ 53.37	\$ 450.96	N/A
24-SNK-BRCC	Sink	Safety / ADA	No	\$ 30,000	\$ 133.42	\$ 1,127.40	N/A
25-SYS-BRCC	System	Safety / ADA	No	\$ 11,800	\$ 52.48	\$ 443.44	N/A
26-PAT-BRCC	Patton	Safety / ADA	No	\$ 17,500	\$ 77.83	\$ 657.65	N/A
27-SYS-BRCC	System	Safety / ADA	No	\$ 50,000	\$ 222.36	\$ 1,878.98	N/A
29-MPS-BRCC	Motorcycle / Plumbing Skills	Safety / ADA	No	\$ 20,000	\$ 88.95	\$ 751.61	N/A
	SYSTEM	Financing Costs			\$ -	\$ -	N/A
TOTALS:				\$ 1,296,800	\$ -	\$ 48,733.26	N/A
TOTAL EXPENDITURES FOR SEPTEMBER 2010:					\$ 5,767.25	\$ 48,733.26	\$ -



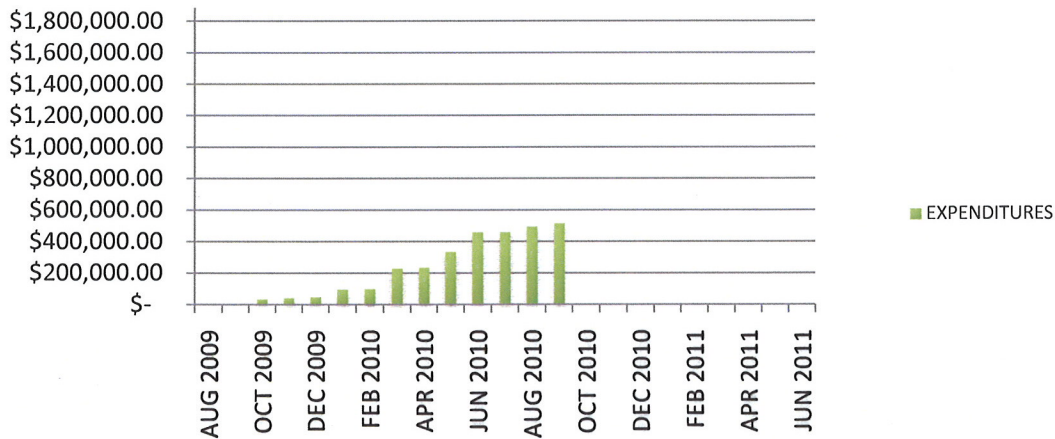
SNAPSHOT:

# of BRCC Capital Projects Complete:	1
% of Capital Projects Complete:	3.33%
Total Dollar Amount Spent as of Report Date:	\$ 412,472.83
Total Savings in Estimated Cost over Actual Cost (applies ONLY to completed Projects -- Projects that are not 100% complete are not included in this calculation):	\$ -

HENDERSON COUNTY CAPITAL PROJECTS FY2010 STATUS REPORT: SEPTEMBER 2010

FACILITY	DESCRIPTION OF EXPENDITURE	AMOUNT
Law Enforcement	Architect & Engineer Fees	\$ 21,008.82
Law Enforcement	Survey	\$ 1,125.00
Law Enforcement	Federal Express Fee	\$ 30.71
TOTAL EXPENDITURES: SEPTEMBER 2010		\$ 22,164.53

COUNTY FACILITIES PROJECT EXPENDITURES



SNAPSHOT:

Total Budgeted Dollars for Projects:	\$ 1,885,000.00
Total Dollars spent as of Report date:	\$ 515,784.18
% of Budget spent as of Report date:	27.36%
% of Budget remaining as of Report date:	72.64%

FYI...

The amount reflected as "Total Budgeted Dollars for Projects" in the Snapshot section above is the budgeted amount for FY2010 for Board approved County projects, more specifically outlined as follows: Old Health Department Renovation (\$1,500,000); Law Enforcement Center (planning) (\$330,000); and King Street Building Renovation (\$55,000).