

**REQUEST FOR BOARD ACTION
HENDERSON COUNTY
BOARD OF COMMISSIONERS**

MEETING DATE: September 22, 2010

SUBJECT: **CAPITAL / FACILITIES STATUS REPORTS:**

Activity for the Month of June, 2010

- (1) Henderson County Public Schools Capital Projects
- (2) Apple Valley/North Henderson High School
HVAC Pipe Upgrade Project
- (3) Apple Valley/North Henderson High School
Classroom Addition
- (4) Blue Ridge Community College Projects
- (5) Henderson County Capital Projects – Law Enforcement
Center

Activity for the Month of July, 2010

- (1) Henderson County Public Schools Capital Projects

Activity for the Month of August, 2010

- (1) Henderson County Public Schools Capital Projects
- (2) Apple Valley/North Henderson High School
HVAC Pipe Upgrade Project
- (3) Henderson County Capital Projects – Law Enforcement
Center and Old Health Department Renovation

ATTACHMENTS: YES

SUMMARY OF REQUEST:

The attached Status Reports are provided for the Board's information.

BOARD ACTION REQUESTED:

No action required; for information only.

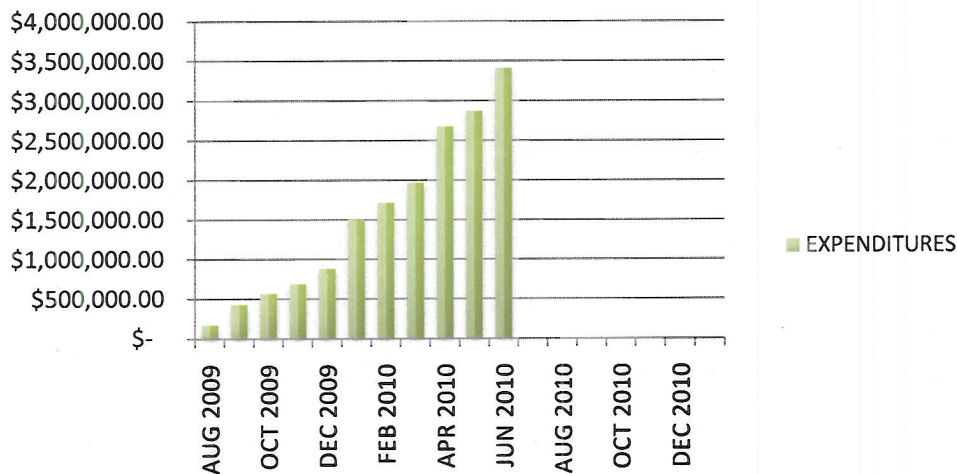
SUGGESTED MOTION:

No action required; for information only.

HCPS CAPITAL PROJECTS STATUS REPORT: JUNE 2010

PROJECT NO.	SCHOOL	CATEGORY	PROJECT COMPLETE?	ESTIMATED COST	JUNE 2010 EXPENDITURES	TOTAL COST TO DATE	TOTAL SAVINGS (applies only to completed projects)
1-C-AVM	Apple Valley Middle	Roof Projects	NO	\$ 285,000.00	\$ 124,926.72	\$ 244,767.56	N/A
2-C-DE	Dana Elementary	Roof Projects	NO	\$ 40,000.00	\$ 5,542.18	\$ 33,765.13	N/A
3-C-HVH	Hendersonville High	Roof Projects	NO	\$ 30,000.00	\$ 21,684.22	\$ 24,947.63	N/A
4-C-UE	Upward Elementary	Roof Projects	NO	\$ 370,000.00	\$ 504.66	\$ 257,731.56	N/A
11-C-FRM	Flat Rock Middle	HVAC	NO	\$ 75,000.00	\$ 32,283.53	\$ 43,263.74	N/A
12-C-RM	Rugby Middle School	HVAC	NO	\$ 75,000.00	\$ 39,757.49	\$ 51,294.26	N/A
13-C-UE	Upward Elementary	HVAC	YES	\$ 173,000.00	\$ 14,764.64	\$ 159,582.27	\$ 23,705.74
29-C-WHH	West Henderson High	Building Repair	NO	\$ 25,000.00	\$ 5,800.00	\$ 7,400.00	N/A
31-C-WHH	West Henderson High	HVAC	YES	\$ 50,000.00	\$ 7,571.27	\$ 19,350.00	\$ 30,650.00
32-C-EHH	East Henderson High	HVAC	YES	\$ 50,000.00	\$ 3,358.54	\$ 19,550.00	\$ 30,450.00
34-C-HVH	Hendersonville High	Lighting	YES	\$ 90,000.00	\$ 188,164.00	\$ 229,244.40	\$ (139,244.40)
44-C-EHH	East Henderson High	HVAC	YES	\$ 185,000.00	\$ 23,338.38	\$ 244,247.73	\$ (59,247.73)
48-C-EHH	East Henderson High	Roof Projects	NO	\$ 225,000.00	\$ 17,954.26	\$ 246,574.50	N/A
49-C-NHH	North Henderson High	Roof Projects	NO	\$ 350,000.00	\$ 477.38	\$ 309,698.12	N/A
54-C-SYS	System	Ceiling Repair	YES	\$ 10,000.00	\$ 10,534.00	\$ 10,534.00	\$ (534.00)
59-C-HVH	Hendersonville High	Building Repair	NO	\$ 125,000.00	\$ 809.00	\$ 29,815.36	N/A
62-C-WHH	West Henderson High	Roof Projects	NO	\$ 150,000.00	\$ 22,731.30	\$ 31,945.34	N/A
67-C-BAL	Balfour	Roof Projects	NO	\$ 42,000.00	\$ 342.28	\$ 40,255.65	N/A
77-C-AE	Atkinson Elementary	Building Repair	NO	\$ 100,000.00	\$ 4,176.00	\$ 4,176.00	N/A
System	System	Financing Costs	N/A	N/A	\$ 16,711.25	\$ 19,846.88	N/A
				\$ 2,450,000.00	\$ 541,431.10	\$ 2,027,990.13	\$ (114,220.39)
TOTAL EXPENDITURES FOR JUNE 2010:					\$ 541,431.10		

HCPS CAPITAL PROJECTS: EXPENDITURES



Jun-10

SNAPSHOT:

# of HCPS Capital Projects Complete as of Report Date:	44
# of HCPS Capital Projects Remaining to be Completed as of Report Date:	68
% of HCPS Capital Projects Completed as of Report Date:	39.29%
% of Budget spent as of Report Date:	85.36%
% of Budget remaining to be spent as of Report Date:	14.64%
Total Dollar Amount spent as of Report Date:	\$ 3,414,472.15
Total Dollar Amount remaining to be spent as of Report Date:	\$ 585,527.85
Total Savings in Estimated Cost over Actual Cost for the month of June 2010: (applies ONLY to completed Projects -- Projects that are not 100% complete are not included in this calculation):	\$ (114,220.39)

FYI...

In order to achieve maximum cost savings, some projects have been combined. In order to accurately associate the costs according to each project, invoices for combined projects have been prorated according to the budgeted cost for the projects or according to the actual cost attributable to the project as determined by David Berry & Associates.

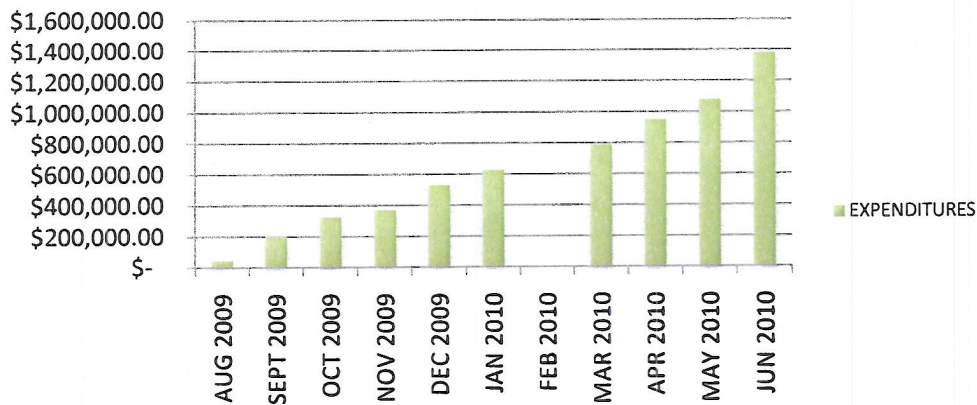
The HCPS Capital Project list contains 115 projects, having an estimated cost of \$4,935,050. The Board of Commissioners has allocated \$4,000,000 toward these Capital Projects. Three of the projects on the list (Project Nos. 9, 10 and 15) were completed using FY2009 funds. The Snapshot statistics above that pertain to the number of Capital Projects completed are calculated using a total of 112 capital projects (115 projects less the 3 projects completed with FY2009 funds). When the allocated funds have been exhausted, there is a possibility that the actual projects funded will be less than 112.

Project No. 31 was reported as complete on the May Report, however another invoice for this project was paid during the month of June, 2010. This project is once again listed as complete on the June 2010 report in order to reflect the total project cost.

**HCPS - APPLE VALLEY/NORTH HENDERSON HIGH SCHOOL
HVAC PIPE UPGRADE PROJECT
STATUS REPORT: JUNE 2010**

DESCRIPTION OF EXPENDITURE	AMOUNT
Engineering Fees	\$ 5,315.00
HVAC Piping Project - Labor & Materials	\$ 237,388.68
HVAC Piping Project - Labor & Materials	\$ 59,942.29
TOTAL EXPENDITURES: JUNE, 2010	\$ 302,645.97

**APPLE VALLEY/NORTH HENDERSON
HIGH PIPE UPGRADE PROJECT:
EXPENDITURES**



SNAPSHOT:

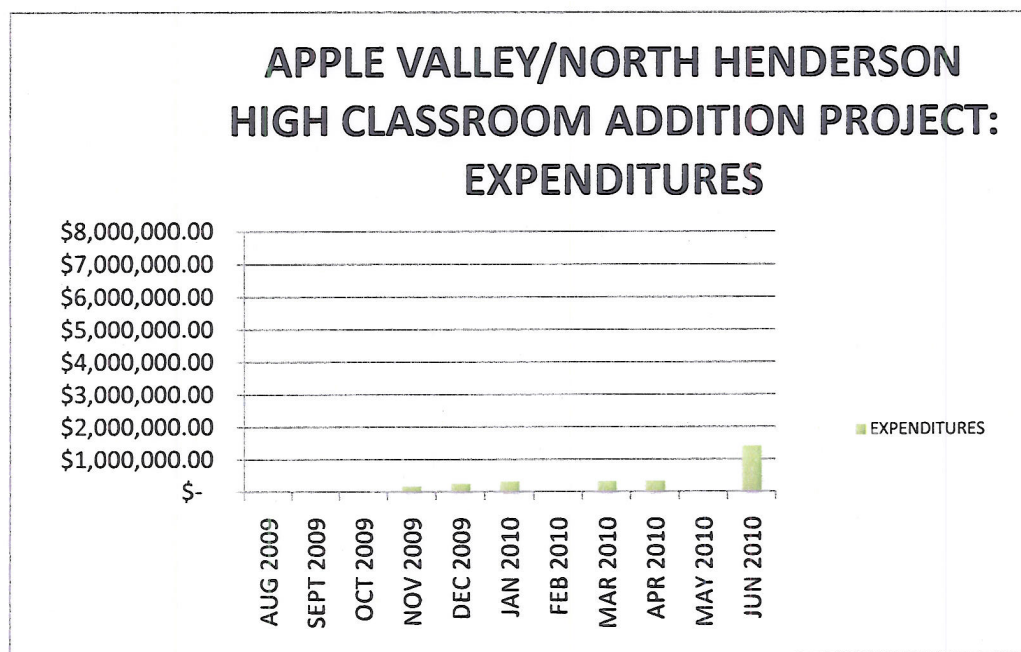
Total Budgeted Dollars for Project:	\$ 1,595,905.00
Total Dollars spent as of Report date:	\$ 1,384,554.95
Total Dollars remaining to be spent as of Report date:	\$ 211,350.05
% of Budget spent as of Report date:	86.76%
% of Budget remaining as of Report date:	13.24%

FYI:

In March, 2010, the budget for this project was amended from \$1,000,000 to \$1,595,905. \$595,905 was allocated from the Apple Valley / North Henderson Classroom project to offset budget overruns existing on this project.

**HCPS - APPLE VALLEY/NORTH HENDERSON HIGH SCHOOL
CLASSROOM ADDITION PROJECT
STATUS REPORT: JUNE 2010**

DESCRIPTION OF EXPENDITURE	AMOUNT
Financing Costs	\$ 176,916.73
Architectural Services (May and June invoices)	\$ 12,192.00
Construction Materials Testing	\$ 617.95
General Contractor	\$ 888,074.20
TOTAL EXPENDITURES: JUNE 2010	\$ 1,077,800.88



SNAPSHOT:

Total Budgeted Dollars for Project:	\$ 6,986,480.00
Total Dollars spent as of Report date:	\$ 1,422,009.44
Total Dollars remaining to be spent as of Report date:	\$ 5,564,470.56
% of Budget spent as of Report date:	20.35%
% of Budget remaining as of Report date:	79.65%

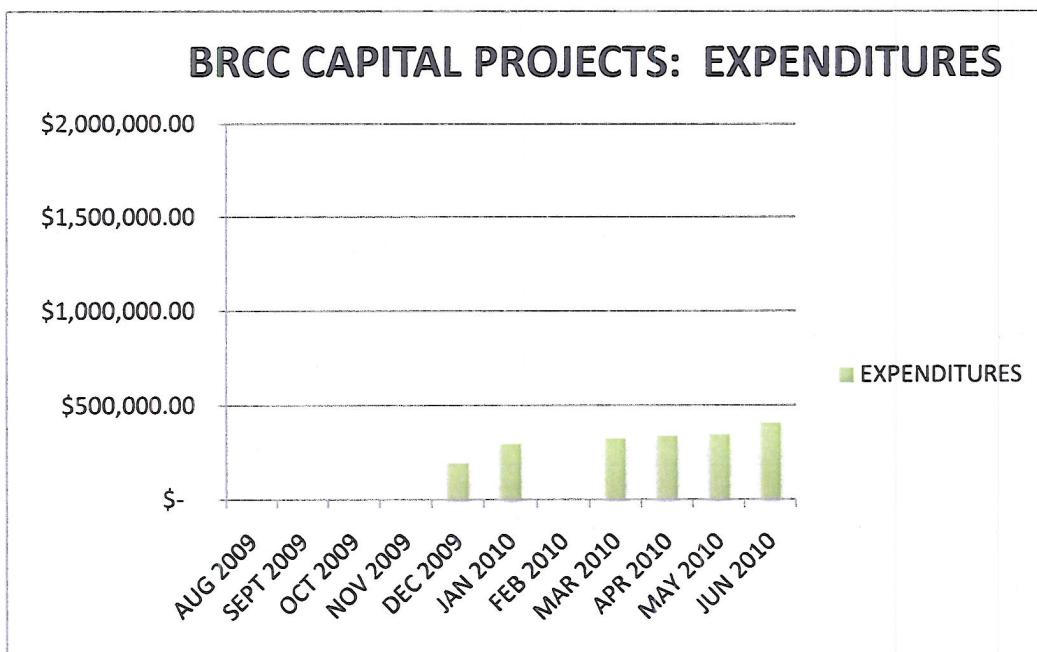
FYI:

In March, 2010, the budget for this project was amended from \$8,000,000 to \$6,986,480. \$595,905 was allocated to the Apple Valley / North Henderson Pipe Upgrade project to offset budget overruns and the remaining budgeted amount for this project over and above the bids and the contingency of \$417,615 was also removed.

BRCC CAPITAL PROJECTS STATUS REPORT: JUNE, 2010

PROJECT NO.	BUILDING	CATEGORY	PROJECT COMPLETE?	ESTIMATED COST	JUNE 2010 EXPENDITURES	TOTAL COST TO DATE	TOTAL SAVINGS (applies only to completed projects)
1-SPR-BRCC	Spearman	Roof Projects	YES	\$ 300,000	\$ 18,225.00	\$ 342,865.99	\$ (42,865.99)
3-ISC-BRCC	Center	HVAC /Energy	No	\$ 10,000	\$ 177.89	\$ 331.33	N/A
4-A&S-BRCC	Arts & Science	HVAC /Energy	No	\$ 45,000	\$ 800.51	\$ 1,490.95	N/A
5-KIL-BRCC	Killian	HVAC /Energy	No	\$ 62,000	\$ 1,102.93	\$ 2,054.20	N/A
6-KIL-BRCC	Killian	HVAC /Energy	No	\$ 50,000	\$ 889.45	\$ 1,656.60	N/A
7-KIL-BRCC	Center	HVAC /Energy	No	\$ 30,000	\$ 533.68	\$ 993.98	N/A
8-ISC-BRCC	Center	HVAC /Energy	No	\$ 56,500	\$ 1,005.09	\$ 1,871.98	N/A
9-SNK-BRCC	Sink	HVAC /Energy	No	\$ 175,500	\$ 3,122.00	\$ 5,814.72	N/A
10-SPR-BRCC	Spearman	HVAC /Energy	No	\$ 79,500	\$ 1,414.24	\$ 2,634.02	N/A
11-PAT-BRCC	Patton	HVAC /Energy	No	\$ 50,000	\$ 889.45	\$ 1,656.60	N/A
12-CE-BRCC	Continuing Ed	HVAC /Energy	No	\$ 50,000	\$ 889.45	\$ 1,656.60	N/A
13-MPS-BRCC	Motorcycle / Plumbing Skills	HVAC /Energy Efficiency	No	\$ 22,000	\$ 391.36	\$ 728.91	N/A
14-SPR-BRCC	Spearman	HVAC /Energy	No	\$ 110,000	\$ 1,956.81	\$ 3,644.56	N/A
15-ISC-BRCC	Center	HVAC /Energy	No	\$ 75,000	\$ 1,334.19	\$ 2,484.93	N/A
16-CE-BRCC	Continuing Ed	HVAC /Energy	No	\$ 70,000	\$ 1,245.24	\$ 2,319.26	N/A
17-SPR-BRCC	Spearman	HVAC /Energy	No	\$ 75,000	\$ 1,334.19	\$ 2,484.93	N/A
18-PAT-BRCC	Patton	HVAC /Energy	No	\$ 150,000	\$ 2,668.37	\$ 4,969.84	N/A
19-MPS-BRCC	Motorcycle / Plumbing Skills	HVAC /Energy Efficiency	No	\$ 5,000	\$ 88.95	\$ 165.67	N/A
20-PAT-BRCC	Patton	Safety / ADA	No	\$ 10,000	\$ 177.89	\$ 331.32	N/A
21-SYS-BRCC	System	Safety / ADA	No	\$ 25,000	\$ 444.73	\$ 828.31	N/A
22-SPR-BRCC	Spearman	Safety / ADA	No	\$ 5,000	\$ 88.95	\$ 165.67	N/A
23-SPR-BRCC	Spearman	Safety / ADA	No	\$ 12,000	\$ 213.47	\$ 397.59	N/A
24-SNK-BRCC	Sink	Safety / ADA	No	\$ 30,000	\$ 533.68	\$ 993.98	N/A
25-SYS-BRCC	System	Safety / ADA	No	\$ 11,800	\$ 209.91	\$ 390.96	N/A
26-PAT-BRCC	Patton	Safety / ADA	No	\$ 17,500	\$ 311.31	\$ 579.82	N/A
27-SYS-BRCC	System	Safety / ADA	No	\$ 50,000	\$ 889.47	\$ 1,656.62	N/A
29-MPS-BRCC	Motorcycle / Plumbing Skills	Safety / ADA	No	\$ 20,000	\$ 355.79	\$ 662.66	N/A
	SYSTEM	Financing Costs			\$ 19,823.58	\$ 20,873.58	N/A
TOTALS:				\$ 1,596,800	\$ 61,117.58	\$ 406,705.58	N/A
TOTAL EXPENDITURES FOR JUNE 2010:					\$ 61,117.58	\$ 406,705.58	\$ (42,865.99)

BRCC Capital Projects Report
June 2010 Expenditures



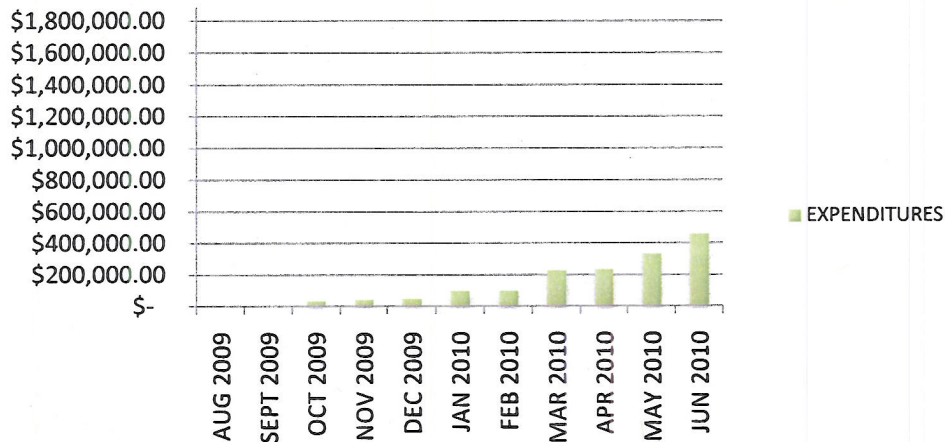
SNAPSHOT:	
# of BRCC Capital Projects Complete:	1
% of Capital Projects Complete:	3.33%
Total Dollar Amount Spent as of Report Date:	\$ 406,705.58
Total Savings in Estimated Cost over Actual Cost (applies ONLY to completed Projects -- Projects that are not 100% complete are not included in this calculation):	\$ (42,865.99)

HENDERSON COUNTY CAPITAL PROJECTS FY2010

STATUS REPORT: JUNE 2010

FACILITY	DESCRIPTION OF EXPENDITURE	AMOUNT
Law Enforcement	Mattern & Craig - Traffic Impact Study	\$ 2,300.00
Law Enforcement	Architect & Engineer Fees	\$ 124,196.05
TOTAL EXPENDITURES: JUNE 2010		\$ 126,496.05

COUNTY FACILITIES PROJECT EXPENDITURES



SNAPSHOT:

Total Budgeted Dollars for Projects:	\$ 1,885,000.00
Total Dollars spent as of Report date:	\$ 460,181.25
% of Budget spent as of Report date:	24.41%
% of Budget remaining as of Report date:	75.59%

FYI...

The amount reflected as "Total Budgeted Dollars for Projects" in the Snapshot section above is the budgeted amount for FY2010 for Board approved County projects, more specifically outlined as follows: Old Health Department Renovation (\$1,500,000); Law Enforcement Center (planning) (\$330,000); and King Street Building Renovation (\$55,000).

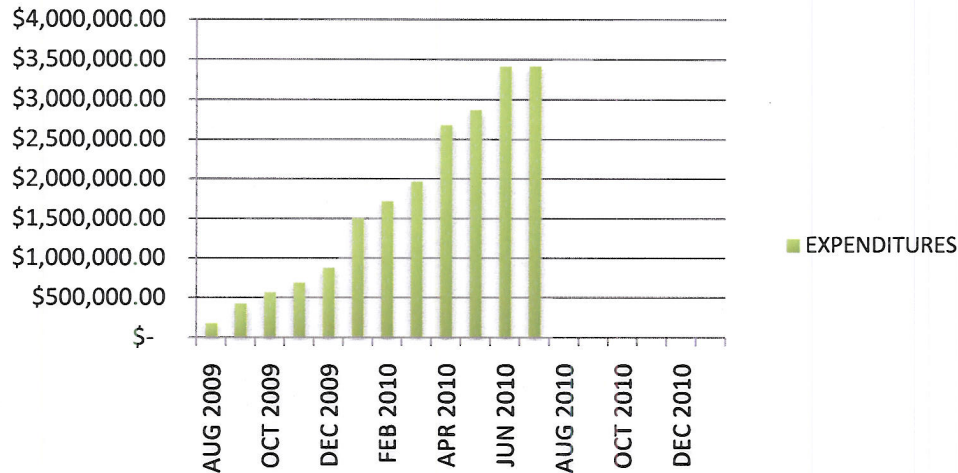
The amount reflected as "Total Dollars spent as of Report date" has been revised to remove \$20,522 in costs associated with the demolition of the old Water Department Building. This project was included in the Central Services Departmental budget and is not reflected in the total Budgeted Dollars for the County Capital Projects above (\$1,885,000).

The amount reflected as "Total Dollars spent as of Report date" has been revised in April, 2010 to include \$15,200 for survey costs paid to Hill & Associates Surveyors for the Law Enforcement property. This invoice was paid in Oct of 2009.

HCPS CAPITAL PROJECTS STATUS REPORT: JULY 2010

PROJECT NO.	SCHOOL	CATEGORY	PROJECT COMPLETE?	ESTIMATED COST	JUNE 2010 EXPENDITURES	TOTAL COST TO DATE	TOTAL SAVINGS (applies only to completed projects)
77-C-AE	Atkinson Elementary	Building Repair	NO	\$ 100,000.00	\$ 1,361.80	\$ 6,899.60	N/A
				\$ 100,000.00	\$ 1,361.80	\$ 6,899.60	
TOTAL EXPENDITURES FOR JULY 2010:					\$ 1,361.80		

HCPS CAPITAL PROJECTS: EXPENDITURES



SNAPSHOT:

# of HCPS Capital Projects Complete as of Report Date:	44
# of HCPS Capital Projects Remaining to be Completed as of Report Date:	68
% of HCPS Capital Projects Completed as of Report Date:	39.29%
% of Budget spent as of Report Date:	85.40%
% of Budget remaining to be spent as of Report Date:	14.60%
Total Dollar Amount spent as of Report Date:	\$ 3,415,833.95
Total Dollar Amount remaining to be spent as of Report Date:	\$ 584,166.05
Total Savings in Estimated Cost over Actual Cost for the month of July 2010: (applies ONLY to completed Projects -- Projects that are not 100% complete are not included in this calculation):	N/A

FYI...

In order to achieve maximum cost savings, some projects have been combined. In order to accurately associate the costs according to each project, invoices for combined projects have been prorated according to the budgeted cost for the projects or according to the actual cost attributable to the project as determined by David Berry & Associates.

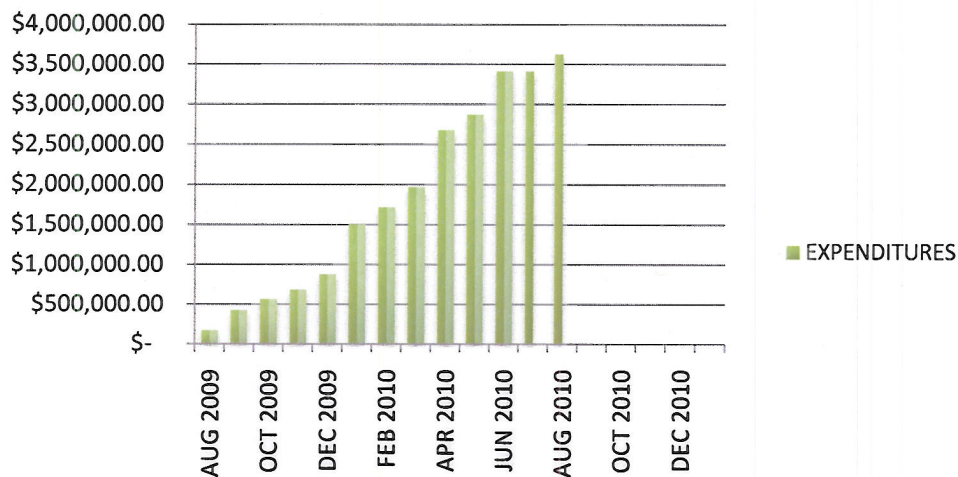
The HCPS Capital Project list contains 115 projects, having an estimated cost of \$4,935,050. The Board of Commissioners has allocated \$4,000,000 toward these Capital Projects. Three of the projects on the list (Project Nos. 9, 10 and 15) were completed using FY2009 funds. The Snapshot statistics above that pertain to the number of Capital Projects completed are calculated using a total of 112 capital projects (115 projects less the 3 projects completed with FY2009 funds). When the allocated funds have been exhausted, there is a possibility that the actual projects funded will be less than 112.

Project No. 31 was reported as complete on the May Report, however another invoice for this project was paid during the month of June, 2010. This project is once again listed as complete on the June 2010 report in order to reflect the total project cost.

HCPS CAPITAL PROJECTS STATUS REPORT: AUGUST 2010

PROJECT NO.	SCHOOL	CATEGORY	PROJECT COMPLETE?	ESTIMATED COST	AUGUST 2010 EXPENDITURES	TOTAL COST TO DATE	TOTAL SAVINGS (applies only to completed projects)
1-C-AVM	Apple Valley Middle	Roof Projects	NO	\$ 285,000.00	\$ 37,786.48	\$ 282,554.04	N/A
2-C-DE	Dana Elementary	Roof Projects	NO	\$ 40,000.00	\$ 29.62	\$ 33,794.75	N/A
3-C-HVH	Hendersonville High	Roof Projects	NO	\$ 30,000.00	\$ 22.22	\$ 24,969.85	N/A
4-C-UE	Upward Elementary	Roof Projects	NO	\$ 370,000.00	\$ 274.03	\$ 258,005.59	N/A
11-C-FRM	Flat Rock Middle	HVAC	NO	\$ 75,000.00	\$ 23,195.65	\$ 66,459.39	N/A
12-C-RM	Rugby Middle School	HVAC	NO	\$ 75,000.00	\$ 31,861.03	\$ 83,155.29	N/A
16-C-EHH	East Henderson High	Building Repair	YES	\$ 24,500.00	\$ 11,600.00	\$ 27,544.00	\$ (3,044.00)
17-C-WHH	West Henderson High	Building Repair	YES	\$ 24,500.00	\$ 2,500.00	\$ 26,250.00	\$ (1,750.00)
29-C-WHH	West Henderson High	Building Repair	NO	\$ 25,000.00	\$ 5,800.00	\$ 13,200.00	N/A
38-C-EDE	Edneyville Elementary	Building Repair	YES	\$ 65,000.00	\$ 10,216.00	\$ 94,716.00	\$ (29,716.00)
48-C-EHH	East Henderson High	Roof Projects	NO	\$ 225,000.00	\$ 166.63	\$ 246,741.13	N/A
49-C-NHH	North Henderson High	Roof Projects	NO	\$ 350,000.00	\$ 259.22	\$ 309,957.34	N/A
54-C-SYS	System	Ceiling Repair	YES	\$ 10,000.00	\$ 10,534.00	\$ 21,068.00	\$ (11,068.00)
59-C-HVH	Hendersonville High	Building Repair	NO	\$ 125,000.00	\$ 43,200.00	\$ 73,015.36	N/A
62-C-WHH	West Henderson High	Roof Projects	NO	\$ 150,000.00	\$ 111.09	\$ 32,056.43	N/A
67-C-BAL	Balfour	Roof Projects	NO	\$ 42,000.00	\$ 31.11	\$ 40,286.76	N/A
77-C-AE	Atkinson Elementary	Building Repair	YES	\$ 100,000.00	\$ 33,650.13	\$ 39,187.93	\$ 60,812.07
				\$ 2,016,000.00	\$ 211,237.21	\$ 1,672,961.86	\$ 15,234.07
TOTAL EXPENDITURES FOR AUGUST 2010:					\$ 211,237.21		

HCPS CAPITAL PROJECTS: EXPENDITURES



Aug-10

SNAPSHOT:

# of HCPS Capital Projects Complete as of Report Date:	48
# of HCPS Capital Projects Remaining to be Completed as of Report Date:	64
% of HCPS Capital Projects Completed as of Report Date:	42.86%
% of Budget spent as of Report Date:	90.68%
% of Budget remaining to be spent as of Report Date:	9.32%
Total Dollar Amount spent as of Report Date:	\$ 3,627,071.16
Total Dollar Amount remaining to be spent as of Report Date:	\$ 372,928.84
Total Savings in Estimated Cost over Actual Cost for the month of August 2010: (applies ONLY to completed Projects -- Projects that are not 100% complete are not included in this calculation):	\$ 15,234.07

FYI...

In order to achieve maximum cost savings, some projects have been combined. In order to accurately associate the costs according to each project, invoices for combined projects have been prorated according to the budgeted cost for the projects or according to the actual cost attributable to the project as determined by David Berry & Associates.

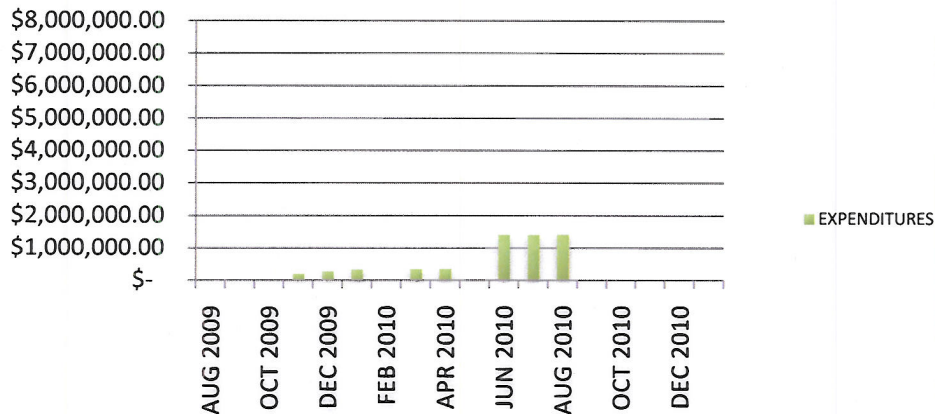
The HCPS Capital Project list contains 115 projects, having an estimated cost of \$4,935,050. The Board of Commissioners has allocated \$4,000,000 toward these Capital Projects. Three of the projects on the list (Project Nos. 9, 10 and 15) were completed using FY2009 funds. The Snapshot statistics above that pertain to the number of Capital Projects completed are calculated using a total of 112 capital projects (115 projects less the 3 projects completed with FY2009 funds). When the allocated funds have been exhausted, there is a possibility that the actual projects funded will be less than 112.

Project No. 54 was reported as complete on the June Report, however another invoice for this project was paid during the month of August, 2010. This project is once again listed as complete on the August 2010 report in order to reflect the total project cost.

**HCPS - APPLE VALLEY/NORTH HENDERSON HIGH SCHOOL
CLASSROOM ADDITION PROJECT
STATUS REPORT: AUGUST 2010**

DESCRIPTION OF EXPENDITURE	AMOUNT
Construction Materials Testing	\$ 1,119.10
TOTAL EXPENDITURES: AUGUST 2010	\$ 1,119.10

**APPLE VALLEY/NORTH HENDERSON
HIGH CLASSROOM ADDITION PROJECT:
EXPENDITURES**



SNAPSHOT:

Total Budgeted Dollars for Project:	\$ 6,986,480.00
Total Dollars spent as of Report date:	\$ 1,423,128.54
Total Dollars remaining to be spent as of Report date:	\$ 5,563,351.46
% of Budget spent as of Report date:	20.37%
% of Budget remaining as of Report date:	79.63%

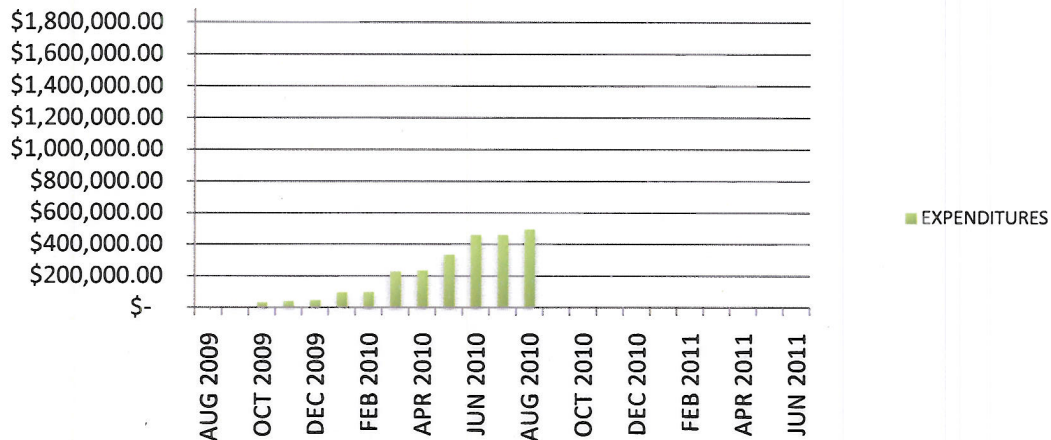
FYI:

In March, 2010, the budget for this project was amended from \$8,000,000 to \$6,986,480. \$595,905 was allocated to the Apple Valley / North Henderson Pipe Upgrade project to offset budget overruns and the remaining budgeted amount for this project over and above the bids and the contingency of \$417,615 was also removed.

HENDERSON COUNTY CAPITAL PROJECTS FY2010 STATUS REPORT: AUGUST 2010

FACILITY	DESCRIPTION OF EXPENDITURE	AMOUNT
Law Enforcement	Architect & Engineer Fees	\$ 27,047.40
Old Health Dept	Architect & Engineer Fees	\$ 6,391.00
TOTAL EXPENDITURES: AUGUST 2010		\$ 33,438.40

COUNTY FACILITIES PROJECT EXPENDITURES



SNAPSHOT:

Total Budgeted Dollars for Projects:	\$ 1,885,000.00
Total Dollars spent as of Report date:	\$ 493,619.65
% of Budget spent as of Report date:	26.19%
% of Budget remaining as of Report date:	73.81%

FYI...

The amount reflected as "Total Budgeted Dollars for Projects" in the Snapshot section above is the budgeted amount for FY2010 for Board approved County projects, more specifically outlined as follows: Old Health Department Renovation (\$1,500,000); Law Enforcement Center (planning) (\$330,000); and King Street Building Renovation (\$55,000).

The amount reflected as "Total Dollars spent as of Report date" has been revised to remove \$20,522 in costs associated with the demolition of the old Water Department Building. This project was included in the Central Services Departmental budget and is not reflected in the total Budgeted Dollars for the County Capital Projects above (\$1,885,000).

The amount reflected as "Total Dollars spent as of Report date" has been revised in April, 2010 to include \$15,200 for survey costs paid to Hill & Associates Surveyors for the Law Enforcement property. This invoice was paid in Oct of 2009.