

**REQUEST FOR BOARD ACTION  
HENDERSON COUNTY  
BOARD OF COMMISSIONERS**

**MEETING DATE:** August 2, 2010

**SUBJECT:** **CAPITAL / FACILITIES STATUS REPORTS:**  
Activity for the Month of April, 2010  
(1) Henderson County Capital Projects – Law Enforcement Center (omitted from April Report)  
Activity for the Month of May, 2010  
(1) Henderson County Public Schools Capital Projects  
(2) Apple Valley/North Henderson High School HVAC Pipe Upgrade Project  
(3) Blue Ridge Community College Projects  
(4) Henderson County Capital Projects – Law Enforcement Center

**ATTACHMENTS:** YES

**SUMMARY OF REQUEST:**

The attached Status Reports are provided for the Board's information.

**BOARD ACTION REQUESTED:**

No action required; for information only.

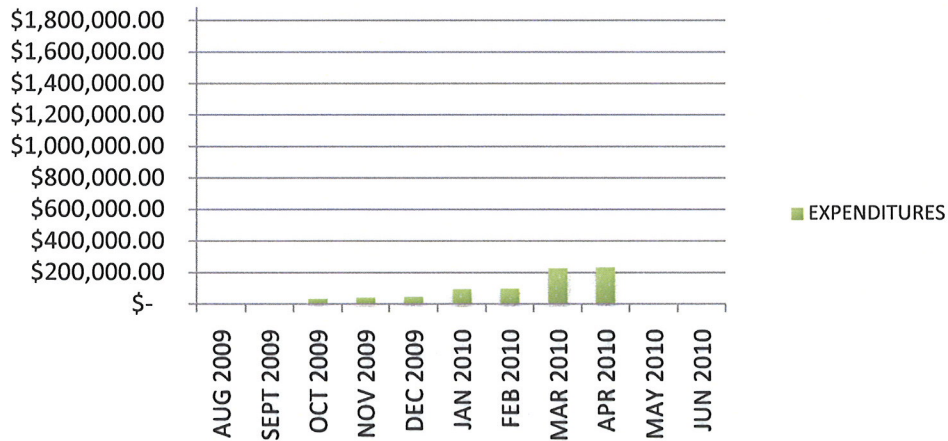
**SUGGESTED MOTION:**

No action required; for information only.

## HENDERSON COUNTY CAPITAL PROJECTS FY2010 STATUS REPORT: APRIL 2010

FACILITY	DESCRIPTION OF EXPENDITURE	AMOUNT
Law Enforcement	Professional Services	\$ 6,965.00
TOTAL EXPENDITURES: APRIL 2010		\$ 6,965.00

### COUNTY FACILITIES PROJECT EXPENDITURES



### SNAPSHOT:

Total Budgeted Dollars for Projects:	\$ 1,885,000.00
Total Dollars spent as of Report date:	\$ 234,664.70
% of Budget spent as of Report date:	12.45%
% of Budget remaining as of Report date:	87.55%

### FYI...

The amount reflected as "Total Budgeted Dollars for Projects" in the Snapshot section above is the budgeted amount for FY2010 for Board approved County projects, more specifically outlined as follows: Old Health Department Renovation (\$1,500,000); Law Enforcement Center (planning) (\$330,000); and King Street Building Renovation (\$55,000).

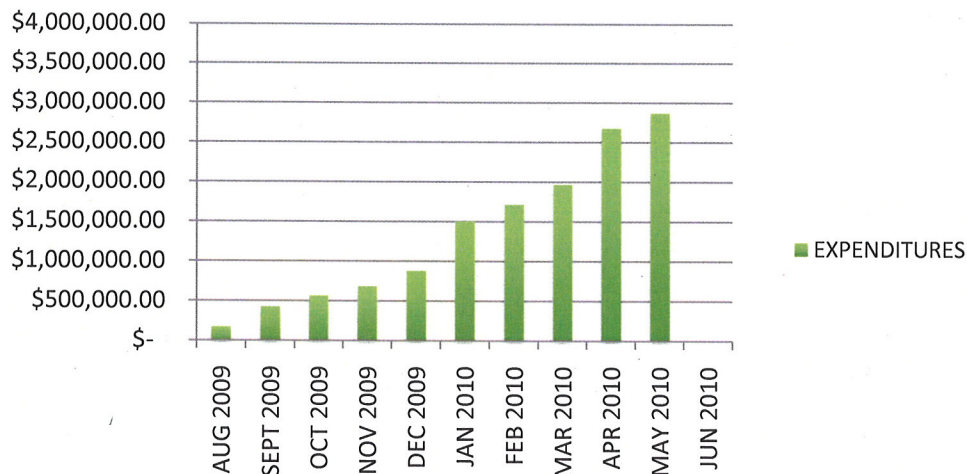
The amount reflected as "Total Dollars spent as of Report date" has been revised to remove \$20,522 in costs associated with the demolition of the old Water Department Building. This project was included in the Central Services Departmental budget and is not reflected in the total Budgeted Dollars for the County Capital Projects above (\$1,885,000).

The amount reflected as "Total Dollars spent as of Report date" has been revised in April, 2010 to include \$15,200 for survey costs paid to Hill & Associates Surveyors for the Law Enforcement property. This invoice was paid in Oct of 2009.

## HCPS CAPITAL PROJECTS STATUS REPORT: MAY 2010

PROJECT NO.	SCHOOL	CATEGORY	PROJECT COMPLETE?	ESTIMATED COST	MAY 2010 EXPENDITURES	TOTAL COST TO DATE	TOTAL SAVINGS (applies only to completed projects)
1-C-AVM	Apple Valley Middle	Roof Projects	NO	\$ 285,000.00	\$ 477.55	\$ 119,840.84	N/A
2-C-DE	Dana Elementary	Roof Projects	NO	\$ 40,000.00	\$ 4,590.66	\$ 28,222.95	N/A
3-C-HVH	Hendersonville High	Roof Projects	NO	\$ 30,000.00	\$ 50.27	\$ 3,263.41	N/A
4-C-UE	Upward Elementary	Roof Projects	NO	\$ 370,000.00	\$ 37,377.03	\$ 257,226.90	N/A
13-C-UE	Upward Elementary	HVAC	NO	\$ 173,000.00	\$ 34,006.57	\$ 144,817.63	N/A
16-C-EHH	East Henderson High	Building Repair	NO	\$ 24,500.00	\$ 125.00	\$ 15,944.00	N/A
17-C-WHH	West Henderson High	Building Repair	NO	\$ 24,500.00	\$ 125.00	\$ 23,750.00	N/A
28-C-EHH	East Henderson High	Building Repair	YES	\$ 25,000.00	\$ 16,200.94	\$ 101,297.77	\$ (76,297.77)
31-C-WHH	West Henderson High	HVAC	YES	\$ 50,000.00	\$ 364.60	\$ 11,778.73	\$ 38,221.27
32-C-EHH	East Henderson High	HVAC	YES	\$ 50,000.00	\$ 405.00	\$ 16,191.46	\$ 33,808.54
34-C-HVH	Hendersonville High	Lighting	NO	\$ 90,000.00	\$ 1,293.36	\$ 41,080.40	N/A
38-C-EDE	Edneyville Elementary	Building Repair	NO	\$ 65,000.00	\$ 350.00	\$ 84,500.00	N/A
44-C-EHH	East Henderson High	HVAC	NO	\$ 185,000.00	\$ 52,705.43	\$ 220,909.35	N/A
48-C-EHH	East Henderson High	Roof Projects	NO	\$ 225,000.00	\$ 14,924.37	\$ 228,620.24	N/A
49-C-NHH	North Henderson High	Roof Projects	NO	\$ 350,000.00	\$ 586.46	\$ 309,220.74	N/A
59-C-HVH	Hendersonville High	Building Repair	NO	\$ 125,000.00	\$ 4,157.44	\$ 29,006.36	N/A
61-C-AE	Atkinson Elementary	Lighting	YES	\$ 40,000.00	\$ 11,788.22	\$ 50,978.92	\$ (10,978.92)
62-C-WHH	West Henderson High	Roof Projects	NO	\$ 150,000.00	\$ 251.34	\$ 9,214.04	N/A
67-C-BAL	Balfour	Roof Projects	NO	\$ 42,000.00	\$ 12,459.38	\$ 39,913.87	N/A
72-C-EDE	Edneyville Elementary	Lighting	NO	\$ 30,000.00	\$ 411.21	\$ 4,315.06	N/A
				<b>\$ 2,374,000.00</b>	<b>\$ 192,649.83</b>	<b>\$ 1,740,092.67</b>	<b>\$ (15,246.88)</b>
<b>TOTAL EXPENDITURES FOR MAY 2010:</b>					<b>\$ 192,649.83</b>		

### HCPS CAPITAL PROJECTS: EXPENDITURES



May-10

**SNAPSHOT:**

# of HCPS Capital Projects Complete as of Report Date:	<b>39</b>
# of HCPS Capital Projects Remaining to be Completed as of Report Date:	<b>73</b>
% of HCPS Capital Projects Completed as of Report Date:	<b>34.82%</b>
% of Budget spent as of Report Date:	<b>71.83%</b>
% of Budget remaining to be spent as of Report Date:	<b>28.17%</b>
Total Dollar Amount spent as of Report Date:	<b>\$ 2,873,041.05</b>
Total Dollar Amount remaining to be spent as of Report Date:	<b>\$ 1,126,958.95</b>
Total Savings in Estimated Cost over Actual Cost for the month of April 2010: (applies ONLY to completed Projects -- Projects that are not 100% complete are not included in this calculation):	<b>\$ (15,246.88)</b>

**FYI...**

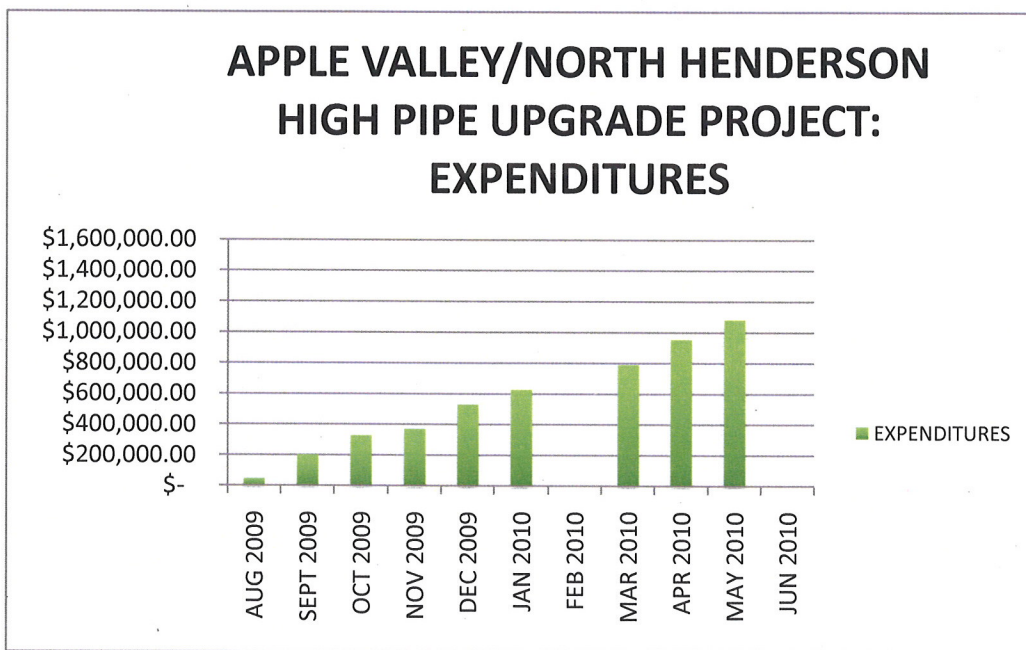
In order to achieve maximum cost savings, some projects have been combined. In order to accurately associate the costs according to each project, invoices for combined projects have been prorated according to the budgeted cost for the projects.

The HCPS Capital Project list contains 115 projects, having an estimated cost of \$4,935,050. The Board of Commissioners has allocated \$4,000,000 toward these Capital Projects. Three of the projects on the list (Project Nos. 9, 10 and 15) were completed using FY2009 funds. The Snapshot statistics above that pertain to the number of Capital Projects completed are calculated using a total of 112 capital projects (115 projects less the 3 projects completed with FY2009 funds). When the allocated funds have been exhausted, there is a possibility that the actual projects funded will be less than 112.

Project No. 28 was reported as complete on the April Report, however another invoice for this project was paid during the month of May, 2010. This project is once again listed as complete on the May 2010 report in order to reflect the total project cost.

**HCPS - APPLE VALLEY/NORTH HENDERSON HIGH SCHOOL  
HVAC PIPE UPGRADE PROJECT  
STATUS REPORT: MAY 2010**

DESCRIPTION OF EXPENDITURE	AMOUNT
HVAC Piping Project - Labor & Materials	\$ 69,532.51
HVAC Piping Project - Labor & Materials	\$ 58,330.00
<b>TOTAL EXPENDITURES: MAY, 2010</b>	<b>\$ 127,862.51</b>



**SNAPSHOT:**

<b>Total Budgeted Dollars for Project:</b>	<b>\$ 1,595,905.00</b>
<b>Total Dollars spent as of Report date:</b>	<b>\$ 1,081,908.98</b>
<b>Total Dollars remaining to be spent as of Report date:</b>	<b>\$ 513,996.02</b>
<b>% of Budget spent as of Report date:</b>	<b>67.79%</b>
<b>% of Budget remaining as of Report date:</b>	<b>32.21%</b>

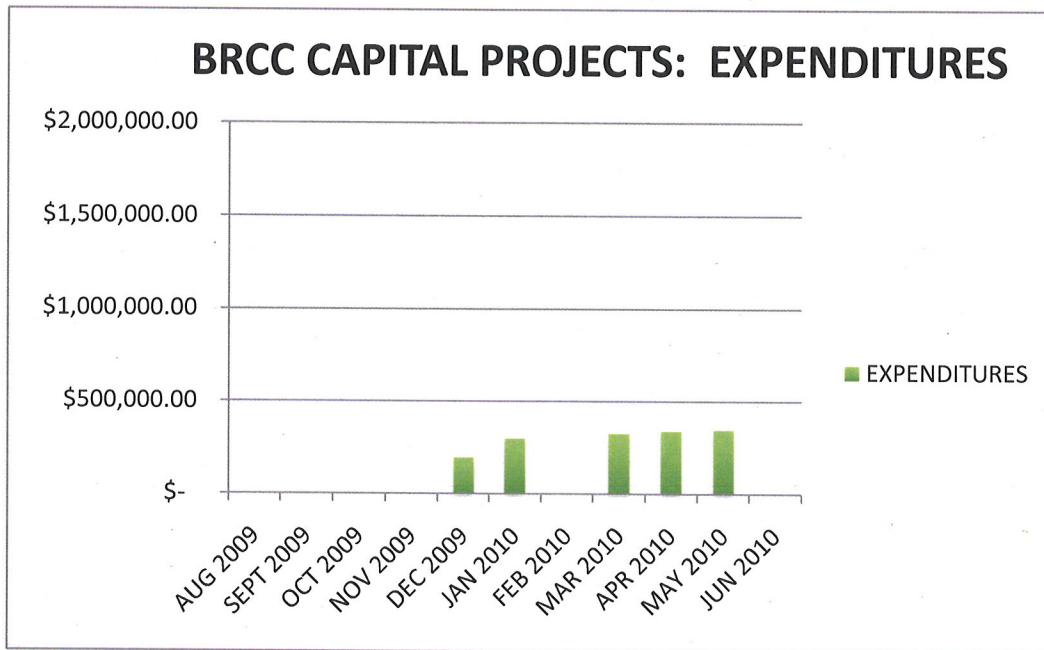
**FYI:**

In March, 2010, the budget for this project was amended from \$1,000,000 to \$1,595,905. \$595,905 was allocated from the Apple Valley / North Henderson Classroom project to offset budget overruns existing on this project.

## BRCC CAPITAL PROJECTS STATUS REPORT: MAY, 2010

PROJECT NO.	BUILDING	CATEGORY	PROJECT COMPLETE?	ESTIMATED COST	MAY 2010 EXPENDITURES	TOTAL COST TO DATE	TOTAL SAVINGS (applies only to completed projects)
3-ISC-BRCC	Center	HVAC /Energy	No	\$10,000	\$ 44.48	\$ 153.44	N/A
4-A&S-BRCC	Arts & Science	HVAC /Energy	No	\$45,000	\$ 200.13	\$ 690.44	N/A
5-KIL-BRCC	Killian	HVAC /Energy	No	\$62,000	\$ 275.73	\$ 951.27	N/A
6-KIL-BRCC	Killian	HVAC /Energy	No	\$50,000	\$ 222.36	\$ 767.15	N/A
7-KIL-BRCC	Center	HVAC /Energy	No	\$30,000	\$ 133.42	\$ 460.30	N/A
8-ISC-BRCC	Center	HVAC /Energy	No	\$56,500	\$ 251.27	\$ 866.89	N/A
9-SNK-BRCC	Sink	HVAC /Energy	No	\$175,500	\$ 780.50	\$ 2,692.72	N/A
10-SPR-BRCC	Spearman	HVAC /Energy	No	\$79,500	\$ 353.56	\$ 1,219.78	N/A
11-PAT-BRCC	Patton	HVAC /Energy	No	\$50,000	\$ 222.36	\$ 767.15	N/A
12-CE-BRCC	Continuing Ed	HVAC /Energy	No	\$50,000	\$ 222.36	\$ 767.15	N/A
13-MPS-BRCC	Motorcycle / Plumbing Skills	HVAC /Energy Efficiency	No	\$22,000	\$ 97.84	\$ 337.55	N/A
14-SPR-BRCC	Spearman	HVAC /Energy	No	\$110,000	\$ 489.20	\$ 1,687.75	N/A
15-ISC-BRCC	Center	HVAC /Energy	No	\$75,000	\$ 333.55	\$ 817.19	N/A
16-CE-BRCC	Continuing Ed	HVAC /Energy	No	\$70,000	\$ 311.31	\$ 1,074.02	N/A
17-SPR-BRCC	Spearman	HVAC /Energy	No	\$75,000	\$ 333.55	\$ 1,150.74	N/A
18-PAT-BRCC	Patton	HVAC /Energy	No	\$150,000	\$ 667.09	\$ 2,301.47	N/A
19-MPS-BRCC	Motorcycle / Plumbing Skills	HVAC /Energy Efficiency	No	\$5,000	\$ 22.24	\$ 76.72	N/A
20-PAT-BRCC	Patton	Safety / ADA	No	\$10,000	\$ 44.47	\$ 108.96	N/A
21-SYS-BRCC	System	Safety / ADA	No	\$25,000	\$ 111.18	\$ 383.58	N/A
22-SPR-BRCC	Spearman	Safety / ADA	No	\$5,000	\$ 22.24	\$ 76.72	N/A
23-SPR-BRCC	Spearman	Safety / ADA	No	\$12,000	\$ 53.37	\$ 184.12	N/A
24-SNK-BRCC	Sink	Safety / ADA	No	\$30,000	\$ 133.42	\$ 460.30	N/A
25-SYS-BRCC	System	Safety / ADA	No	\$11,800	\$ 52.48	\$ 181.05	N/A
26-PAT-BRCC	Patton	Safety / ADA	No	\$17,500	\$ 77.83	\$ 268.51	N/A
27-SYS-BRCC	System	Safety / ADA	No	\$50,000	\$ 222.36	\$ 767.15	N/A
29-MPS-BRCC	Motorcycle / Plumbing Skills	Safety / ADA	No	\$20,000	\$ 88.95	\$ 306.87	N/A
<b>TOTALS:</b>				\$ 1,296,800.00	\$ 5,767.25	\$ 19,518.99	N/A
<b>TOTAL EXPENDITURES FOR MAY 2010:</b>					\$ 5,767.25	\$ 19,518.99	

BRCC Capital Projects Report  
May 2010 Expenditures



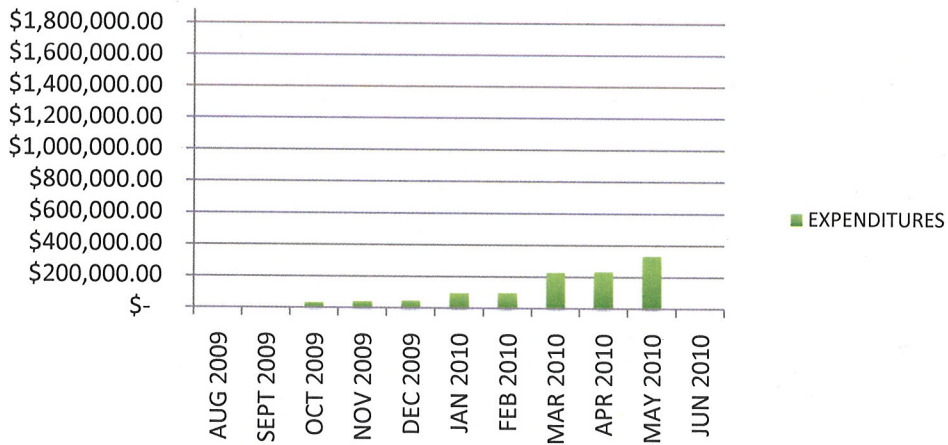
### SNAPSHOT:

# of BRCC Capital Projects Complete:	0
% of Capital Projects Complete:	0.00%
Total Dollar Amount Spent as of Report Date:	\$ 539,768.00
Total Savings in Estimated Cost over Actual Cost (applies ONLY to completed Projects -- Projects that are not 100% complete are not included in this calculation):	N/A

## HENDERSON COUNTY CAPITAL PROJECTS FY2010 STATUS REPORT: MAY 2010

FACILITY	DESCRIPTION OF EXPENDITURE	AMOUNT
Law Enforcement	NC DENR - Land Quality Section (Permit)	\$ 260.00
Law Enforcement	House Demolition & Removal of Material	\$ 4,290.00
Law Enforcement	City of Hendersonville (Permit to Close Pine Street)	\$ 1,000.00
Law Enforcement	Pine Street closing Survey	\$ 400.00
Law Enforcement	Asbestos & Lead Paint Inspection	\$ 850.00
Law Enforcement	Traffic Impact Study	\$ 8,625.00
Law Enforcement	Architect & Engineer Fees through 4/30/2010	\$ 83,595.50
<b>TOTAL EXPENDITURES: MAY 2010</b>		<b>\$ 99,020.50</b>

### COUNTY FACILITIES PROJECT EXPENDITURES



### SNAPSHOT:

<b>Total Budgeted Dollars for Projects:</b>	<b>\$ 1,885,000.00</b>
<b>Total Dollars spent as of Report date:</b>	<b>\$ 333,685.20</b>
<b>% of Budget spent as of Report date:</b>	<b>17.70%</b>
<b>% of Budget remaining as of Report date:</b>	<b>82.30%</b>

### FYI...

The amount reflected as "Total Budgeted Dollars for Projects" in the Snapshot section above is the budgeted amount for FY2010 for Board approved County projects, more specifically outlined as follows: Old Health Department Renovation (\$1,500,000); Law Enforcement Center (planning) (\$330,000); and King Street Building Renovation (\$55,000).

The amount reflected as "Total Dollars spent as of Report date" has been revised to remove \$20,522 in costs associated with the demolition of the old Water Department Building. This project was included in the Central Services Departmental budget and is not reflected in the total Budgeted Dollars for the County Capital Projects above (\$1,885,000).

The amount reflected as "Total Dollars spent as of Report date" has been revised in April, 2010 to include \$15,200 for survey costs paid to Hill & Associates Surveyors for the Law Enforcement property. This invoice was paid in Oct of 2009.