

**REQUEST FOR BOARD ACTION
HENDERSON COUNTY
BOARD OF COMMISSIONERS**

MEETING DATE: April 21, 2010

SUBJECT: CAPITAL / FACILITIES STATUS REPORTS:
Activity for the Month of March, 2010
(1) Henderson County Public Schools
(2) Apple Valley/North Henderson High School
HVAC Pipe Upgrade Project
(3) Apple Valley/North Henderson High School
Classroom Addition Project
(4) Blue Ridge Community College Projects
(5) Henderson County Facilities Projects

ATTACHMENTS: YES

SUMMARY OF REQUEST:

The attached Status Reports are provided for the Board's information.

BOARD ACTION REQUESTED:

No action required; for information only.

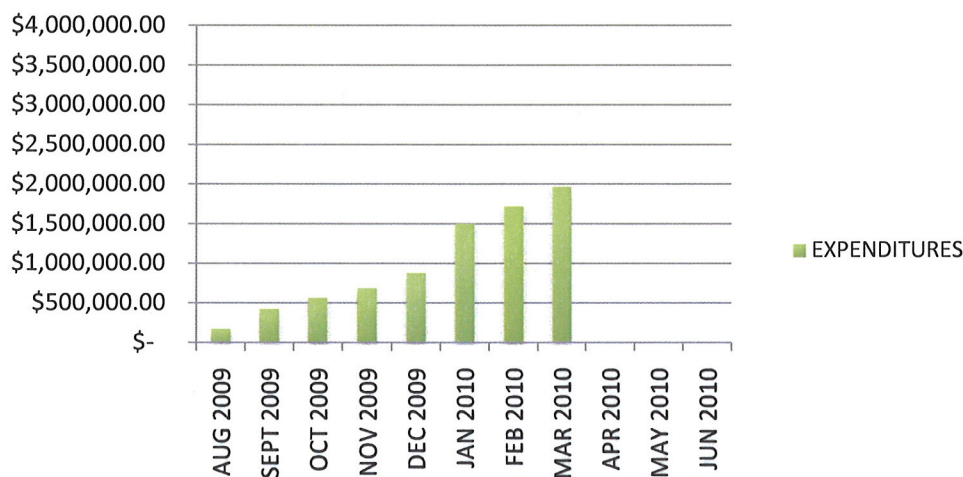
SUGGESTED MOTION:

No action required; for information only.

HCPS CAPITAL PROJECTS STATUS REPORT: MARCH 2010

| PROJECT NO. | SCHOOL | CATEGORY | PROJECT COMPLETE? | ESTIMATED COST | MARCH 2010 EXPENDITURES | TOTAL COST TO DATE | TOTAL SAVINGS (applies only to completed projects) |
|------------------------------------|-----------------------|-----------------|-------------------|-----------------|-------------------------|--------------------|---|
| 1-C-AVM | Apple Valley Middle | Roof Projects | NO | \$ 285,000.00 | \$ 893.01 | \$ 114,713.74 | N/A |
| 2-C-DE | Dana Elementary | Roof Projects | NO | \$ 40,000.00 | \$ 12,002.40 | \$ 16,203.55 | N/A |
| 3-C-HVH | Hendersonville High | Roof Projects | NO | \$ 30,000.00 | \$ 94.00 | \$ 3,162.87 | N/A |
| 4-C-UE | Upward Elementary | Roof Projects | NO | \$ 370,000.00 | \$ 113,736.41 | \$ 129,620.12 | N/A |
| 9-C-HVE | Hendersonville Elem | ADA | NO | \$ 20,000.00 | \$ 478.00 | \$ 9,570.08 | N/A |
| 14-C-AVM | Apple Valley Middle | Building Repair | NO | \$ 12,500.00 | \$ 250.00 | \$ 15,731.00 | N/A |
| 16-C-EHH | East Henderson High | Building Repair | NO | \$ 24,500.00 | \$ 294.00 | \$ 1,419.00 | N/A |
| 18-C-RM | Rugby Middle | Building Repair | YES | \$ 67,750.00 | \$ 22,091.87 | \$ 98,938.87 | \$ (31,188.87) |
| 21-C-AVM | Apple Valley Middle | Energy Controls | YES | \$ 10,000.00 | \$ 7,800.00 | \$ 7,800.00 | \$ 2,200.00 |
| 25-C-WHH | West Henderson High | ADA | NO | \$ 40,000.00 | \$ 1,999.50 | \$ 39,989.52 | N/A |
| 28-C-EHH | East Henderson High | Building Repair | NO | \$ 25,000.00 | \$ 15,350.65 | \$ 16,950.65 | N/A |
| 34-C-HVH | Hendersonville High | Lighting | NO | \$ 90,000.00 | \$ 2,102.08 | \$ 8,951.04 | N/A |
| 37-C-CO | Central Office | Building Repair | YES | \$ 25,000.00 | \$ 110.00 | \$ 21,900.00 | REPORTED LAST MONTH |
| 40-C-FRM | Flat Rock Middle | Building Repair | YES | \$ 15,000.00 | \$ 8,370.75 | \$ 8,370.75 | \$ 6,628.25 |
| 48-C-EHH | East Henderson High | Roof Projects | NO | \$ 225,000.00 | \$ 38,893.55 | \$ 189,648.58 | N/A |
| 49-C-NHH | North Henderson High | Roof Projects | NO | \$ 350,000.00 | \$ 1,096.68 | \$ 251,061.82 | N/A |
| 57-C-EDE | Edneyville Elementary | ADA | NO | \$ 18,000.00 | \$ 949.50 | \$ 18,989.26 | N/A |
| 61-C-AE | Atkinson Elementary | Lighting | NO | \$ 40,000.00 | \$ 610.02 | \$ 23,401.70 | N/A |
| 62-C-WHH | West Henderson High | Roof Projects | NO | \$ 150,000.00 | \$ 470.01 | \$ 8,711.36 | N/A |
| 67-C-BAL | Balfour | Roof Projects | NO | \$ 42,000.00 | \$ 14,971.60 | \$ 18,920.61 | N/A |
| 68-C-HVE | Hendersonville Elem | ADA | NO | \$ 20,000.00 | \$ 846.00 | \$ 16,920.89 | N/A |
| 72-C-EDE | Edneyville Elementary | Lighting | NO | \$ 30,000.00 | \$ 457.56 | \$ 3,903.85 | N/A |
| 73-C-FRM | Flat Rock Middle | ADA | NO | \$ 20,000.00 | \$ 1,131.50 | \$ 22,628.10 | N/A |
| 74-C-RM | Rugby Middle | ADA | NO | \$ 20,000.00 | \$ 1,088.75 | \$ 21,776.65 | N/A |
| N/A | SYSTEM WIDE | Financing Costs | N/A | N/A | \$ 1,246.50 | \$ 1,246.50 | N/A |
| | | | | \$ 1,969,750.00 | \$ 247,334.34 | \$ 1,070,530.51 | \$ (22,360.62) |
| TOTAL EXPENDITURES FOR MARCH 2010: | | | | | \$ 247,334.34 | | |

HCPS CAPITAL PROJECTS: EXPENDITURES



Feb-10

SNAPSHOT:

| | |
|---|------------------------|
| # of HCPS Capital Projects Complete as of Report Date: | 33 |
| # of HCPS Capital Projects Remaining to be Completed as of Report Date: | 79 |
| % of HCPS Capital Projects Completed as of Report Date: | 29.46% |
| % of Budget spent as of Report Date: | 49.16% |
| % of Budget remaining to be spent as of Report Date: | 50.84% |
| Total Dollar Amount spent as of Report Date: | \$ 1,966,594.32 |
| Total Dollar Amount remaining to be spent as of Report Date: | \$ 2,033,405.68 |
| Total Savings in Estimated Cost over Actual Cost for the month of March 2010: (applies ONLY to completed Projects -- Projects that are not 100% complete are not included in this calculation): | \$ (22,360.62) |

FYI...

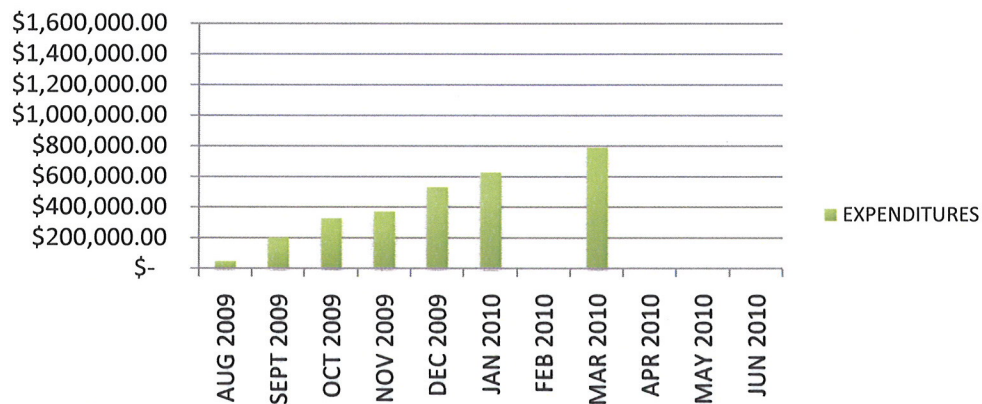
In order to achieve maximum cost savings, some projects have been combined. In order to accurately associate the costs according to each project, invoices for combined projects have been prorated according to the budgeted cost for the projects.

The HCPS Capital Project list contains 115 projects, having an estimated cost of \$4,935,050. The Board of Commissioners has allocated \$4,000,000 toward these Capital Projects. Three of the projects on the list (Project Nos. 9, 10 and 15) were completed using FY2009 funds. The Snapshot statistics above that pertain to the number of Capital Projects completed are calculated using a total of 112 capital projects (115 projects less the 3 projects completed with FY2009 funds). When the allocated funds have been exhausted, there is a possibility that the actual projects funded will be less than 112.

**HCPS - APPLE VALLEY/NORTH HENDERSON HIGH SCHOOL
HVAC PIPE UPGRADE PROJECT
STATUS REPORT: MARCH 2010**

| DESCRIPTION OF EXPENDITURE | AMOUNT |
|---|----------------------|
| PH II: Payment for HVAC Piping Project: Pay Application 2 | \$ 34,770.00 |
| PH II: Payment for HVAC Piping Project: Pay Application 3 | \$ 128,250.00 |
| | |
| | |
| | \$ 163,020.00 |

**APPLE VALLEY/NORTH HENDERSON
HIGH PIPE UPGRADE PROJECT:
EXPENDITURES**



SNAPSHOT:

| | |
|---|------------------------|
| Total Budgeted Dollars for Project: | \$ 1,595,905.00 |
| Total Dollars spent as of Report date: | \$ 790,829.75 |
| Total Dollars remaining to be spent as of Report date: | \$ 805,075.25 |
| % of Budget spent as of Report date: | 49.55% |
| % of Budget remaining as of Report date: | 50.45% |

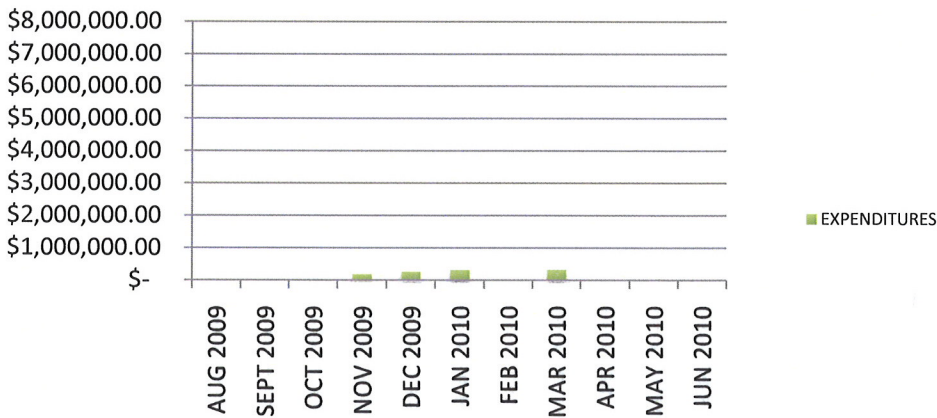
FYI:

In March, 2010, the budget for this project was amended from \$1,000,000 to \$1,595,905. \$595,905 was allocated from the Apple Valley / North Henderson Classroom project to offset budget overruns existing on this project.

**HCPS - APPLE VALLEY/NORTH HENDERSON HIGH SCHOOL
CLASSROOM ADDITION PROJECT
STATUS REPORT: MARCH 2010**

| DESCRIPTION OF EXPENDITURE | AMOUNT |
|---|--------------------|
| Architectural Services | \$ 4,230.77 |
| Prorata Share of Financing Costs (paid to NC State Treasurer) | \$ 3,950.00 |
| TOTAL EXPENDITURES: MARCH 2010 | \$ 8,180.77 |

**APPLE VALLEY/NORTH HENDERSON
HIGH CLASSROOM ADDITION PROJECT:
EXPENDITURES**



SNAPSHOT:

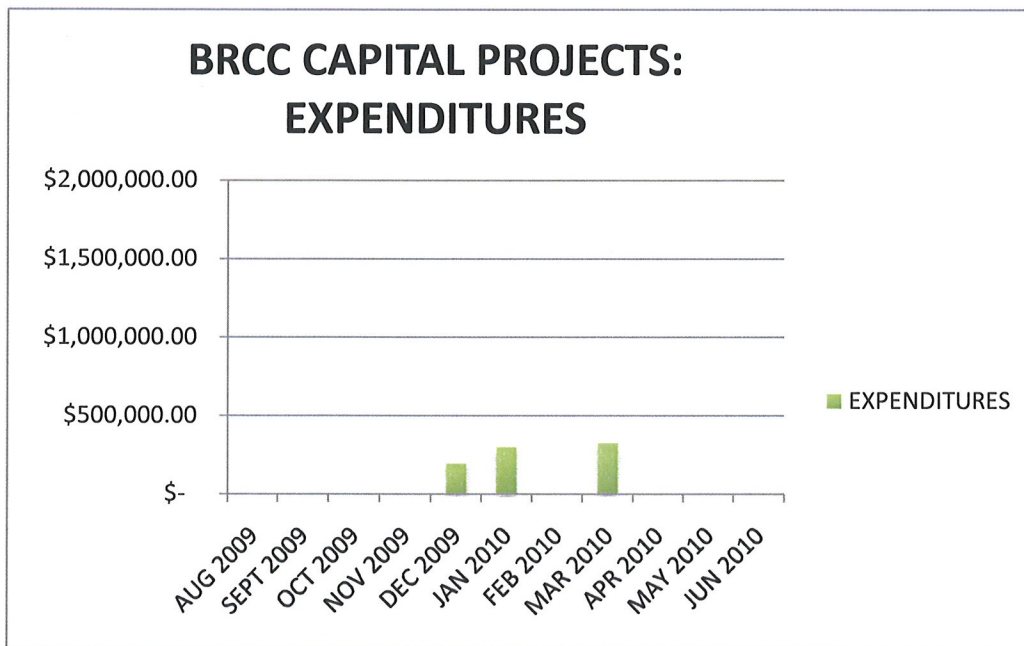
| | |
|---|------------------------|
| Total Budgeted Dollars for Project: | \$ 6,986,480.00 |
| Total Dollars spent as of Report date: | \$ 333,568.01 |
| Total Dollars remaining to be spent as of Report date: | \$ 6,652,911.99 |
| % of Budget spent as of Report date: | 4.77% |
| % of Budget remaining as of Report date: | 95.23% |

FYI:

In March, 2010, the budget for this project was amended from \$8,000,000 to \$6,986,480. \$595,905 was allocated to the Apple Valley / North Henderson Pipe Upgrade project to offset budget overruns and the remaining budgeted amount for this project over and above the bids and the contingency of \$417,615 was also removed.

BRCC CAPITAL PROJECTS STATUS REPORT: MARCH, 2010

| PROJECT NO. | BUILDING | CATEGORY | PROJECT COMPLETE? | ESTIMATED COST | FEBRUARY 2010 EXPENDITURES | TOTAL COST TO DATE | TOTAL SAVINGS (applies only to completed projects) |
|---|----------|---------------------------------|-------------------|----------------|----------------------------|----------------------|---|
| 1-SPR-BRCC | Spearman | Architect Fees - Roof | NO | 300,000.00 | 26,240.99 | 324,640.99 | N/A |
| MISC | System | Prorata Share of Financing Cost | N/A | | \$ 1,050.00 | | N/A |
| TOTALS: | | | | \$ 300,000.00 | \$ 27,290.99 | \$ 324,640.99 | N/A |
| TOTAL EXPENDITURES FOR MARCH 2010: | | | | | \$ 27,290.99 | \$ 324,640.99 | |



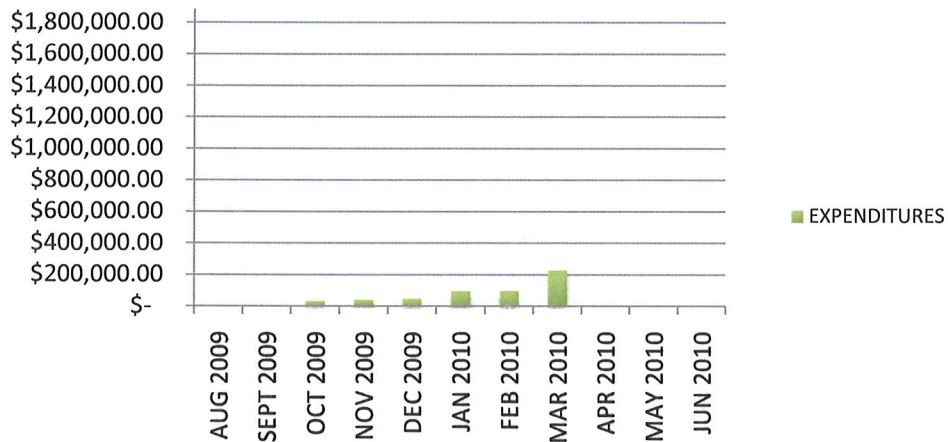
SNAPSHOT:

| | |
|--|----------------------|
| # of BRCC Capital Projects Complete: | 0 |
| % of Capital Projects Complete: | 0.00% |
| Total Dollar Amount Spent as of Report Date: | \$ 519,870.99 |
| Total Savings in Estimated Cost over Actual Cost (applies ONLY to completed Projects -- Projects that are not 100% complete are not included in this calculation): | N/A |

HENDERSON COUNTY CAPITAL PROJECTS FY2010 STATUS REPORT: MARCH 2010

| FACILITY | DESCRIPTION OF EXPENDITURE | AMOUNT |
|--------------------------------|--|---------------|
| Law Enforcement | Application for Special Use Review to City of Hendersonville | \$ 1,466.00 |
| Law Enforcement | Architect Fees | \$ 111,676.70 |
| TOTAL EXPENDITURES: MARCH 2010 | | \$ 113,142.70 |

COUNTY FACILITIES PROJECT EXPENDITURES



SNAPSHOT:

| | |
|--|-----------------|
| Total Budgeted Dollars for Projects: | \$ 1,885,000.00 |
| Total Dollars spent as of Report date: | \$ 227,699.70 |
| % of Budget spent as of Report date: | 12.08% |
| % of Budget remaining as of Report date: | 87.92% |

FYI...

The amount reflected as "Total Budgeted Dollars for Projects" in the Snapshot section above is the budgeted amount for FY2010 for Board approved County projects, more specifically outlined as follows: Old Health Department Renovation (\$1,500,000); Law Enforcement Center (planning) (\$330,000); and King Street Building Renovation (\$55,000).

The amount reflected as "Total Dollars spent as of Report date" has been revised to remove \$20,522 in costs associated with the demolition of the old Water Department Building. This project was included in the Central Services Departmental budget and is not reflected in the total Budgeted Dollars for the County Capital Projects above (\$1,885,000).

The amount reflected as "Total Dollars spent as of Report date" has been revised in April, 2010 to include \$15,200 for survey costs paid to Hill & Associates Surveyors for the Law Enforcement property. This invoice was paid in Oct of 2009.